

### X30 SENIOR

### Test-Session 3 odd

Track length: 1.063 Km

Session Started: 15:00:08

Best Lap by: 895 - Phil Colin Streng - 44.019

Rank	#	Driver	Nat	Sponsor Entrant	Nat	License E-License	Make	laps	Best Lap	Diff	In Lap	Penalty
1	895	Phil Colin Streng	DEU	ADAC Württemberg e.V. Ebert Motorsport	DEU	ITE42785 EL38528	LN/IAME/Komet	8	44.019		7	
2	877	Niklas Hirsch	DEU	MSC-Langenfeld e. V. im ADAC SIM-ON	DEU	ITF39320 KBF39246	Kosmic/IAME/Komet	14	44.059	0.040	6	
3	887	Torben Gröndahl	DEU	MSC Groß Dolln e.V. im ADAC CV Performance Group	DEU	ITC-C14120 BIF38321	KR/IAME/Komet	16	44.124	0.105	6	
4	905	Maxim Haroutounian	NLD	Keijzer Falcon Racing Team	NLD	ITE34567 IBL11345	Falcon/IAME/Komet	12	44.203	0.184	6	
5	809	Luis Esser	DEU	RMW Motorsport	DEU	ITE 11661 KBF39010	OTK/IAME/Komet	17	44.209	0.190	8	
6	815	Moritz Wolber	DEU	ADAC Südbaden e.V. NEES RACING	DEU	NKA16641 BIF17863	Maranello/IAME/Komet	18	44.249	0.230	6	
7	823	Jason Bralic	NLD	SIM-ON	DEU	ITG46957 KBF39246	Kosmic/IAME/Komet	15	44.335	0.316	6	
8	835	Jarno Wiese	DEU	VDB Kart Racing	DEU	ITE 40767 KBF10478	OTK/IAME/Komet	16	44.377	0.358	4	
9	829	Lutz Ohsenbrink	DEU	KSL Racing Team	DEU	ITE40759 KBF1304585	Alonso/IAME/Komet	18	44.404	0.385	4	
10	907	Marco Pislor	DEU	RS Motorsport	DEU	ITE 39019 KBF10332	CRG/IAME/Komet	18	44.439	0.420	8	
11	811	Karl Schmiederer	DEU	RS-Motorsport	DEU	ITE39775 KBF40372	CRG/IAME/Komet	17	44.489	0.470	6	
12	833	Jannik Remmert	DEU	VDB Kart Racing	DEU	ITE19994 KBF10478	Tony Kart/IAME/Komet	17	44.512	0.493	4	
13	845	Jan Waibel	DEU	ADAC Mittelrhein e.V. VDB Kart Racing	DEU	NKA12495 KBF10478	Tony Kart/IAME/Komet	18	44.583	0.564	7	
14	891	Luka Koullen	NLD	PCH Racing	DEU	NKA50483 BIF39956	LN/IAME/Komet	16	44.598	0.579	5	
15	817	Maximilian Engelstädter	DEU	Dörr Motorsport	DEU	NKA40565 BIF38420	KR/IAME/Komet	11	44.627	0.608	7	
16	827	Julius Berthold	DEU	TB Racing Team	DEU	ITF38613 KBF38262	KR/IAME/Komet	17	44.635	0.616	8	
17	821	Manuel Wagner	DEU	RS-Motorsport	DEU	ITE 39259 BIF40372	CRG/IAME/Komet	17	44.675	0.656	8	
18	843	Luis Simon	DEU	PCH Racing	DEU	NKA36581 39956	LN/IAME/Komet	17	44.854	0.835	6	
19	881	Jacob Trost	DEU	ADAC Hessen-Thüringen e.V. DUTT MOTORSPORT by FENSTER.COM	LUX	NKA41233 IDCK867	Tony Kart/IAME/Komet	18	45.048	1.029	3	
20	855	Matti Klasen	DEU	DSK e.V. Ja zum Motorsport RMW Motorsport	DEU	ITE13782 BIC39010	Tony Kart/IAME/Komet	6	45.232	1.213	2	
21	853	Devin Leon Ucar	DEU	ADAC Pfalz e.V. Sezai Ucar	DEU	ITF40418 EBK4018	Tony Kart /IAME/Komet	17	45.324	1.305	5	


Timekeeper  
M.Riehmers

Race Director  
H.Seidel

Page 1/1

These results are provisional until the conclusion of any judicial and technical matters!

Printed: 10.05.2024 / 15:15



INT. ADAC Kartrennen Ampfing

X30 SENIOR

Ampfing 1,063 Km

Test-Session 3 odd

10.05.2024 15:00

Practice (15:00 Time) started at 15:00:08

Lap	Time of Day	Lap Tm	Diff	S1 Tm	S2 Tm	S3 Tm
<b>(895) Phil Colin Strenge</b>						
1	15:01:57.503	<b>45.040</b>	+1.021	17.051	16.936	11.053
2	15:02:41.772	<b>44.269</b>	+0.250	16.698	16.553	11.018
3	15:03:26.044	<b>44.272</b>	+0.253	16.779	16.554	<b>10.939</b>
4	15:04:10.220	<b>44.176</b>	+0.157	16.611	16.531	11.034
5	15:04:54.264	<b>44.044</b>	+0.025	16.503	<b>16.455</b>	11.086
6	15:05:38.347	<b>44.083</b>	+0.064	16.558	16.524	11.001
7	15:06:22.366	<b>44.019</b>		<b>16.470</b>	16.593	10.956
8	15:07:06.629	<b>44.263</b>	+0.244	16.505	16.472	11.286

Lap	Time of Day	Lap Tm	Diff	S1 Tm	S2 Tm	S3 Tm
<b>(877) Niklas Hirsch</b>						
1	15:04:15.905	<b>44.921</b>	+0.862	16.955	16.811	11.155
2	15:05:00.211	<b>44.306</b>	+0.247	16.723	16.519	11.064
3	15:05:44.524	<b>44.313</b>	+0.254	16.740	16.497	11.076
4	15:06:28.604	<b>44.080</b>	+0.021	16.493	<b>16.465</b>	11.122
5	15:07:12.689	<b>44.085</b>	+0.026	16.535	<b>11.047</b>	<b>11.047</b>
6	15:07:56.748	<b>44.059</b>		<b>16.414</b>	16.555	11.090
7	15:08:41.051	<b>44.303</b>	+0.244	16.549	16.556	11.198
8	15:09:25.728	<b>44.677</b>	+0.618	16.773	16.569	11.335
9	15:10:09.661	<b>1:33.933</b>	+49.874	1:06.235	16.642	11.056
10	15:11:43.920	<b>44.259</b>	+0.200	16.508	16.671	11.080
11	15:12:28.081	<b>44.161</b>	+0.102	16.483	16.618	11.060
12	15:13:12.319	<b>44.238</b>	+0.179	16.603	16.586	11.049
13	15:13:56.666	<b>44.347</b>	+0.288	16.535	16.573	11.239
14	15:14:41.228	<b>44.562</b>	+0.503	16.570	16.628	11.364

Lap	Time of Day	Lap Tm	Diff	S1 Tm	S2 Tm	S3 Tm
<b>(887) Torben Gröndahl</b>						
1	15:02:06.466	<b>45.014</b>	+0.890	17.031	16.805	11.178
2	15:02:51.321	<b>44.855</b>	+0.731	16.801	16.800	11.254
3	15:03:35.672	<b>44.351</b>	+0.227	16.628	16.520	11.203
4	15:04:19.915	<b>44.243</b>	+0.119	16.621	16.472	11.150
5	15:05:04.113	<b>44.198</b>	+0.074	16.681	<b>16.433</b>	11.084
6	15:05:48.237	<b>44.124</b>		<b>16.498</b>	16.493	11.133
7	15:06:32.652	<b>44.415</b>	+0.291	16.847	16.459	11.109
8	15:07:17.001	<b>44.349</b>	+0.225	16.611	16.538	11.200
9	15:10:07.421	<b>2:50.420</b>	+2:06.296	2:22.331	16.868	11.221
10	15:10:51.955	<b>44.534</b>	+0.410	16.681	16.647	11.206
11	15:11:37.521	<b>45.566</b>	+1.442	16.701	17.792	11.073
12	15:12:24.575	<b>47.054</b>	+2.930	17.438	18.445	11.171
13	15:13:09.058	<b>44.483</b>	+0.359	16.726	16.654	11.103
14	15:13:53.421	<b>44.363</b>	+0.239	16.645	16.686	<b>11.032</b>
15	15:14:38.703	<b>45.282</b>	+1.158	17.401	16.667	11.214
16	15:15:23.133	<b>44.430</b>	+0.306	16.671	16.583	11.176

Lap	Time of Day	Lap Tm	Diff	S1 Tm	S2 Tm	S3 Tm
<b>(905) Maxim Haroutounian</b>						
1	15:02:07.957	<b>45.473</b>	+1.270	17.180	17.109	11.184
2	15:02:53.774	<b>45.817</b>	+1.614	17.648	16.990	11.179
3	15:03:38.277	<b>44.503</b>	+0.300	16.785	16.616	11.102
4	15:04:22.613	<b>44.336</b>	+0.133	16.709	<b>16.451</b>	11.176
5	15:05:07.940	<b>45.327</b>	+1.124	17.372	16.786	11.169
6	15:05:52.143	<b>44.203</b>		16.695	16.463	<b>11.045</b>
7	15:06:36.400	<b>44.257</b>	+0.054	16.660	16.548	11.049
8	15:07:20.704	<b>44.304</b>	+0.101	<b>16.509</b>	16.530	11.265
9	15:08:05.557	<b>44.853</b>	+0.650	16.957	16.739	11.157
10	15:08:49.831	<b>44.274</b>	+0.071	16.682	16.456	11.136
11	15:09:34.198	<b>44.367</b>	+0.164	16.654	16.526	11.187
12	15:10:18.871	<b>44.673</b>	+0.470	16.876	16.528	11.269

Lap	Time of Day	Lap Tm	Diff	S1 Tm	S2 Tm	S3 Tm
<b>(809) Luis Esser</b>						
1	15:01:57.909	<b>45.126</b>	+0.917	17.008	16.967	11.151
2	15:02:42.316	<b>44.407</b>	+0.198	16.658	16.689	11.060
3	15:03:26.843	<b>44.527</b>	+0.318	16.890	16.635	<b>11.002</b>
4	15:04:11.247	<b>44.404</b>	+0.195	16.629	16.694	11.081
5	15:04:55.563	<b>44.316</b>	+0.107	16.630	16.650	11.036
6	15:05:39.782	<b>44.219</b>	+0.010	16.582	<b>16.488</b>	11.149
7	15:06:23.999	<b>44.217</b>	+0.008	16.564	16.571	11.082
8	15:07:08.208	<b>44.209</b>		<b>16.526</b>	16.618	11.065
9	15:07:52.485	<b>44.277</b>	+0.068	16.591	16.530	11.156
10	15:10:13.070	<b>2:20.585</b>	+1:36.376	1:52.530	16.841	11.214
11	15:10:57.618	<b>44.548</b>	+0.339	16.707	16.643	11.198
12	15:11:42.070	<b>44.452</b>	+0.243	16.594	16.683	11.175
13	15:12:26.563	<b>44.493</b>	+0.284	16.643	16.748	11.102
14	15:13:10.947	<b>44.384</b>	+0.175	16.639	16.644	11.101

Lap	Time of Day	Lap Tm	Diff	S1 Tm	S2 Tm	S3 Tm
15	15:13:55.307	<b>44.360</b>	+0.151	16.593	16.633	11.134
16	15:14:39.749	<b>44.442</b>	+0.233	16.573	16.709	11.160
17	15:15:24.150	<b>44.401</b>	+0.192	16.600	16.643	11.158

Lap	Time of Day	Lap Tm	Diff	S1 Tm	S2 Tm	S3 Tm
<b>(815) Moritz Wolber</b>						
1	15:01:48.522	<b>45.243</b>	+0.994	17.161	16.893	11.189
2	15:02:32.984	<b>44.462</b>	+0.213	16.775	16.623	<b>11.064</b>
3	15:03:17.441	<b>44.457</b>	+0.208	16.716	16.585	11.156
4	15:04:01.857	<b>44.416</b>	+0.167	16.686	16.593	11.137
5	15:04:46.504	<b>44.647</b>	+0.398	16.680	16.594	11.373
6	15:05:30.753	<b>44.249</b>		<b>16.604</b>	16.545	11.100
7	15:06:15.813	<b>45.060</b>	+0.811	16.762	16.647	11.651
8	15:07:00.553	<b>1:43.740</b>	+59.491	1:15.907	16.706	11.127
9	15:08:44.011	<b>44.458</b>	+0.209	16.657	16.604	11.197
10	15:09:28.407	<b>44.396</b>	+0.147	16.664	<b>16.541</b>	11.191
11	15:10:13.225	<b>44.818</b>	+0.569	16.789	16.812	11.217
12	15:10:57.881	<b>44.656</b>	+0.407	16.778	16.672	11.206
13	15:11:42.387	<b>44.506</b>	+0.257	16.760	16.639	11.107
14	15:12:26.835	<b>44.448</b>	+0.199	16.690	16.632	11.126
15	15:13:11.382	<b>44.547</b>	+0.298	16.656	16.723	11.168
16	15:13:55.944	<b>44.562</b>	+0.313	16.703	16.720	11.139
17	15:14:40.642	<b>44.698</b>	+0.449	16.770	16.765	11.163
18	15:15:25.701	<b>45.059</b>	+0.810	16.952	16.820	11.287

Lap	Time of Day	Lap Tm	Diff	S1 Tm	S2 Tm	S3 Tm
<b>(823) Jason Bralic</b>						
1	15:04:14.022	<b>45.241</b>	+0.906	17.157	16.873	11.211
2	15:04:58.738	<b>44.716</b>	+0.381	16.886	16.664	11.166
3	15:05:43.168	<b>44.430</b>	+0.095	16.760	16.577	11.093
4	15:06:27.669	<b>44.501</b>	+0.166	16.797	16.577	11.127
5	15:07:12.057	<b>44.388</b>	+0.053	16.762	16.541	<b>11.085</b>
6	15:07:56.392	<b>44.335</b>		16.700	16.492	11.143
7	15:08:40.748	<b>44.356</b>	+0.021	16.734	16.531	11.091
8	15:09:25.312	<b>44.564</b>	+0.229	16.762	<b>16.490</b>	11.312
9	15:10:09.470	<b>1:34.158</b>	+49.823	1:06.236	16.738	11.184
10	15:11:44.329	<b>44.859</b>	+0.524	16.957	16.728	11.174
11	15:12:28.826	<b>44.497</b>	+0.162	16.632	16.702	11.163
12	15:13:13.305	<b>44.479</b>	+0.144	16.709	16.627	11.143
13	15:13:57.752	<b>44.447</b>	+0.112	<b>16.607</b>	16.632	11.208
14	15:14:42.310	<b>44.558</b>	+0.223	16.650	16.756	11.152
15	15:15:27.401	<b>45.091</b>	+0.756	16.888	16.655	11.548

Lap	Time of Day	Lap Tm	Diff	S1 Tm	S2 Tm	S3 Tm
<b>(835) Jarno Wiese</b>						
1	15:02:18.446	<b>45.134</b>	+0.757	17.162	16.771	11.201
2	15:03:03.218	<b>44.772</b>	+0.395	16.849	16.734	11.189
3	15:03:47.662	<b>44.444</b>	+0.067	16.708	16.607	11.129
4	15:04:32.039	<b>44.377</b>		16.670	16.684	<b>11.023</b>
5	15:05:16.532	<b>44.493</b>	+0.116	16.661	16.689	11.143
6	15:06:01.081	<b>44.549</b>	+0.172	16.715	16.659	11.175
7	15:06:45.628	<b>44.547</b>	+0.170	<b>16.641</b>	<b>16.549</b>	11.357
8	15:07:30.627	<b>44.999</b>	+0.622	17.030	16.763	11.206
9	15:08:15.079	<b>44.462</b>	+0.075	16.705	16.596	11.151
10	15:08:59.513	<b>44.434</b>	+0.057	16.712	16.581	11.141
11	15:09:44					

INT. ADAC Kartrennen Ampfing

X30 SENIOR

Ampfing 1,063 Km

Test-Session 3 odd

10.05.2024 15:00

Practice (15:00 Time) started at 15:00:08

Lap	Time of Day	Lap Tm	Diff	S1 Tm	S2 Tm	S3 Tm
15	15:13:07.893	<b>44.746</b>	+0.342	16.828	16.727	11.191
16	15:13:53.018	<b>45.125</b>	+0.721	16.774	17.102	11.249
17	15:14:38.927	<b>45.909</b>	+1.505	17.562	17.046	11.301
18	15:15:23.713	<b>44.786</b>	+0.382	16.792	16.783	11.211

Lap	Time of Day	Lap Tm	Diff	S1 Tm	S2 Tm	S3 Tm
11	15:09:20.800	<b>44.996</b>	+0.413	16.880	16.721	11.395
12	15:10:05.676	<b>44.876</b>	+0.293	16.787	16.667	11.422
13	15:10:51.127	<b>45.451</b>	+0.868	16.894	16.822	11.735
14	15:12:33.870	<b>1:42.743</b>	+58.160	1:14.510	16.935	11.298
15	15:13:19.030	<b>45.160</b>	+0.577	16.939	16.885	11.336
16	15:14:04.020	<b>44.990</b>	+0.407	16.829	16.921	11.240
17	15:14:48.920	<b>44.900</b>	+0.317	16.806	16.854	11.240
18	15:15:33.892	<b>44.972</b>	+0.389	16.956	16.751	11.265

(907) Marco Pislor

1	15:01:53.117	<b>45.286</b>	+0.847	17.058	16.780	11.448
2	15:02:37.851	<b>44.734</b>	+0.295	16.869	16.646	11.219
3	15:03:22.349	<b>44.498</b>	+0.059	16.708	16.566	11.224
4	15:04:06.943	<b>44.594</b>	+0.155	16.860	<b>16.527</b>	11.207
5	15:04:51.444	<b>44.501</b>	+0.062	<b>16.630</b>	16.584	11.287
6	15:05:35.900	<b>44.456</b>	+0.017	16.721	16.533	<b>11.202</b>
7	15:06:20.502	<b>44.602</b>	+0.163	16.648	16.603	11.351
8	15:07:04.941	<b>44.439</b>		16.637	16.537	11.265
9	15:08:42.281	<b>1:37.340</b>	+52.901	1:09.171	16.860	11.309
10	15:09:26.952	<b>44.671</b>	+0.232	16.743	16.662	11.266
11	15:10:11.532	<b>44.580</b>	+0.141	16.801	16.558	11.221
12	15:10:56.419	<b>44.887</b>	+0.448	17.013	16.609	11.265
13	15:11:41.010	<b>44.591</b>	+0.152	16.671	16.693	11.227
14	15:12:25.900	<b>44.890</b>	+0.451	16.924	16.615	11.351
15	15:13:10.582	<b>44.682</b>	+0.243	16.753	16.716	11.213
16	15:13:55.169	<b>44.587</b>	+0.148	16.668	16.657	11.262
17	15:14:40.237	<b>45.068</b>	+0.629	17.005	16.728	11.335
18	15:15:26.748	<b>46.511</b>	+2.072	16.803	17.781	11.927

(891) Luka Koullen

1	15:02:11.399	<b>45.594</b>	+0.996	17.509	16.819	11.266
2	15:02:56.161	<b>44.762</b>	+0.164	17.024	16.546	11.192
3	15:03:40.887	<b>44.726</b>	+0.128	16.886	16.551	11.289
4	15:04:25.691	<b>44.804</b>	+0.206	16.940	16.679	11.185
5	15:05:10.289	<b>44.598</b>		<b>16.766</b>	16.691	<b>11.141</b>
6	15:05:55.030	<b>44.741</b>	+0.143	16.892	16.673	11.176
7	15:06:39.748	<b>44.718</b>	+0.120	16.883	16.681	11.154
8	15:07:24.418	<b>44.670</b>	+0.072	16.842	16.643	11.185
9	15:08:09.166	<b>44.748</b>	+0.150	16.981	16.540	11.227
10	15:08:54.029	<b>44.863</b>	+0.265	16.905	16.606	11.352
11	15:11:15.291	<b>2:21.262</b>	+1:36.664	1:53.324	16.777	11.161
12	15:12:00.282	<b>44.991</b>	+0.393	16.983	16.780	11.228
13	15:12:45.276	<b>44.994</b>	+0.396	16.971	16.812	11.211
14	15:13:30.157	<b>44.881</b>	+0.283	16.893	16.721	11.267
15	15:14:15.114	<b>44.957</b>	+0.359	16.925	16.818	11.214
16	15:15:07.565	<b>52.451</b>	+7.853	19.711	<b>15.532</b>	17.208

(811) Karl Schmiederer

1	15:02:04.202	<b>45.736</b>	+1.247	17.134	16.891	11.711
2	15:02:49.052	<b>44.850</b>	+0.361	16.826	16.733	11.291
3	15:03:34.268	<b>45.216</b>	+0.727	17.175	16.705	11.336
4	15:04:18.918	<b>44.660</b>	+0.161	16.706	16.659	11.285
5	15:05:03.596	<b>44.678</b>	+0.189	16.783	16.674	11.221
6	15:05:48.085	<b>44.439</b>		<b>16.684</b>	16.635	<b>11.170</b>
7	15:06:33.349	<b>45.264</b>	+0.775	17.303	16.754	11.207
8	15:07:17.987	<b>44.638</b>	+0.149	16.726	16.647	11.265
9	15:08:02.939	<b>44.952</b>	+0.463	16.904	<b>16.598</b>	11.450
10	15:09:58.556	<b>1:55.617</b>	+1:11.128	1:27.367	16.940	11.310
11	15:10:43.471	<b>44.915</b>	+0.426	16.872	16.781	11.262
12	15:11:28.319	<b>44.848</b>	+0.359	16.734	16.688	11.426
13	15:12:13.671	<b>45.352</b>	+0.863	16.857	17.204	11.291
14	15:12:58.539	<b>44.868</b>	+0.379	16.815	16.829	11.224
15	15:13:43.567	<b>45.028</b>	+0.539	16.921	16.760	11.347
16	15:14:28.415	<b>44.848</b>	+0.359	16.888	16.733	11.227
17	15:15:13.465	<b>45.050</b>	+0.561	16.940	16.786	11.324

(817) Maximilian Engelstädter

1	15:02:07.115	<b>46.211</b>	+1.584	17.295	17.412	11.504
2	15:02:52.378	<b>45.263</b>	+0.636	17.038	16.778	11.447
3	15:03:37.216	<b>44.838</b>	+0.211	16.806	16.761	11.271
4	15:04:21.930	<b>44.714</b>	+0.087	16.887	16.672	11.155
5	15:05:06.614	<b>44.684</b>	+0.057	16.821	<b>16.600</b>	11.263
6	15:05:51.385	<b>44.771</b>	+0.144	16.680	16.828	11.263
7	15:06:36.012	<b>44.527</b>		16.710	16.765	<b>11.152</b>
8	15:07:20.831	<b>44.819</b>	+0.192	<b>16.673</b>	16.648	11.498
9	15:08:06.146	<b>45.315</b>	+0.688	17.123	16.905	11.287
10	15:08:50.857	<b>44.711</b>	+0.084	16.778	16.710	11.223
11	15:09:35.716	<b>44.859</b>	+0.232	16.796	16.659	11.404

(833) Jannik Remmert

1	15:01:45.647	<b>45.133</b>	+0.621	17.167	16.819	11.167
2	15:02:30.523	<b>44.876</b>	+0.364	16.822	16.663	11.391
3	15:03:15.126	<b>44.603</b>	+0.091	16.823	<b>16.551</b>	11.229
4	15:03:59.638	<b>44.512</b>		16.750	16.576	11.186
5	15:04:44.250	<b>44.612</b>	+0.100	16.776	16.692	11.144
6	15:05:28.823	<b>44.573</b>	+0.061	16.769	16.582	11.222
7	15:06:13.393	<b>44.570</b>	+0.058	16.787	16.641	11.142
8	15:06:58.026	<b>44.633</b>	+0.121	16.793	16.610	11.230
9	15:08:37.461	<b>1:39.435</b>	+54.923	1:11.584	16.704	11.147
10	15:09:22.032	<b>44.571</b>	+0.059	16.714	16.601	11.256
11	15:10:06.958	<b>44.926</b>	+0.414	16.922	16.752	11.252
12	15:10:51.673	<b>44.715</b>	+0.203	16.848	16.678	11.189
13	15:11:36.274	<b>44.601</b>	+0.089	16.781	16.674	11.146
14	15:12:20.852	<b>44.578</b>	+0.066	<b>16.702</b>	16.763	<b>11.113</b>
15	15:13:05.578	<b>44.726</b>	+0.214	16.768	16.683	11.275
16	15:13:52.092	<b>46.514</b>	+2.002	16.869	17.967	11.678
17	15:14:38.359	<b>46.267</b>	+1.755	17.524	16.759	11.984

(827) Julius Berthold

1	15:01:54.892	<b>47.794</b>	+3.159	17.630	18.714	11.450
2	15:02:39.844	<b>44.952</b>	+0.317	17.016	16.699	11.237
3	15:03:24.514	<b>44.670</b>	+0.035	16.745	16.729	11.196
4	15:04:09.490	<b>44.976</b>	+0.341	16.934	16.777	11.265
5	15:04:54.194	<b>44.704</b>	+0.069	16.614	16.768	11.322
6	15:05:38.840	<b>44.646</b>	+0.011	16.877	16.682	<b>11.087</b>
7	15:06:23.527	<b>44.687</b>	+0.052	<b>16.607</b>	16.889	11.191
8	15:07:08.162	<b>44.635</b>		16.615	<b>16.644</b>	11.376
9	15:08:36.334	<b>1:28.172</b>	+43.537	1:00.307	16.747	11.118
10	15:09:21.072	<b>44.738</b>	+0.103	16.769	16.735	11.234
11	15:10:05.872	<b>44.800</b>	+0.165	16.806	16.672	11.322
12	15:10:50.872	<b>45.000</b>	+0.365	16.838	16.877	11.285
13	15:11:35.901	<b>45.029</b>	+0.394	16.936	16.767	11.326
14	15:12:20.748	<b>44.847</b>	+0.212	16.856	16.771	11.220
15	15:13:05.965	<b>45.217</b>	+0.582	17.077	16.857	11.283
16	15:13:51.179	<b>45.214</b>	+0.579	16.819	17.123	11.272
17	15:14:37.583	<b>46.404</b>	+1.769	17.023	17.065	12.316

(845) Jan Waibel

1	15:01:52.821	<b>45.513</b>	+0.930	17.164	16.854	11.505
2	15:02:37.516	<b>44.695</b>	+0.112	16.926	16.636	11.133
3	15:03:22.161	<b>44.645</b>	+0.062	16.766	<b>16.629</b>	11.250
4	15:04:07.240	<b>45.079</b>	+0.496	16.797	16.963	11.319
5	15:04:52.109	<b>44.869</b>	+0.286	16.884	16.696	11.289
6	15:05:36.823	<b>44.714</b>	+0.131	16.816	16.709	11.189
7	15:06:21.406	<b>44.583</b>		<b>16.731</b>	16.730	<b>11.122</b>
8	15:07:06.156	<b>44.750</b>	+0.167	16.760	16.675	11.315
9	15:07:51.092	<b>44.936</b>	+0.353	16.919	16.779	11.238
10	15:08:35.804	<b>44.712</b>	+0.129	16.813	16.726	11.173

(821) Manuel Wagner

1	15:01:59.970	<b>45.616</b>	+0.941	17.279	16.911	11.426
2	15:02:44.970	<b>45.000</b>	+0.325	16.825	16.872	11.303
3	15:03:30.008	<b>45.038</b>	+0.363	17.119	16.712	11.207
4	15:04:14.729	<b>44.721</b>	+0.046	16.857	<b>16.704</b>	<b>11.160</b>
5	15:04:59.715	<b>44.986</b>	+0.311	16.804	16.897	11.285
6	15:05:44.682	<b>44.967</b>	+0.292	16.729	16.818	11.420
7	15:06:29.509	<b>44.827</b>	+0.152	<b>16.695</b>	16.950	11.182
8	15:07:14.184	<b>44.675</b>		16.695	16.815	11.165
9	15:07:59.283	<b>45.099</b>	+0.424	16.721	16.890	11.488

INT. ADAC Kartrennen Ampfing

X30 SENIOR

Ampfing 1,063 Km

Test-Session 3 odd

10.05.2024 15:00

Practice (15:00 Time) started at 15:00:08

Lap	Time of Day	Lap Tm	Diff	S1 Tm	S2 Tm	S3 Tm	Lap	Time of Day	Lap Tm	Diff	S1 Tm	S2 Tm	S3 Tm
15	15:13:43.855	<b>45.461</b>	+0.786	17.266	16.877	11.318							
16	15:14:28.939	<b>45.084</b>	+0.409	16.826	16.963	11.295							
17	15:15:13.846	<b>44.907</b>	+0.232	16.768	16.861	11.278							
<b>(843) Luis Simon</b>													
1	15:02:12.764	<b>45.858</b>	+1.004	17.492	17.056	11.310							
2	15:02:57.790	<b>45.026</b>	+0.172	17.074	16.775	11.177							
3	15:03:42.671	<b>44.881</b>	+0.027	<b>16.834</b>	16.790	11.257							
4	15:04:27.794	<b>45.123</b>	+0.269	17.019	16.831	11.273							
5	15:05:12.793	<b>44.999</b>	+0.145	16.865	16.822	11.312							
6	15:05:57.647	<b>44.854</b>		16.954	16.800	<b>11.100</b>							
7	15:06:42.679	<b>45.032</b>	+0.178	16.984	<b>16.758</b>	11.290							
8	15:07:27.863	<b>45.184</b>	+0.330	17.051	16.838	11.295							
9	15:08:12.922	<b>45.059</b>	+0.205	17.092	16.774	11.193							
10	15:08:58.256	<b>45.334</b>	+0.480	17.022	16.759	11.553							
11	15:11:08.864	<b>2:10.608</b>	+1:25.754	1:42.463	16.945	11.200							
12	15:11:54.139	<b>45.275</b>	+0.421	17.087	16.918	11.270							
13	15:12:39.479	<b>45.340</b>	+0.486	17.072	16.989	11.279							
14	15:13:24.628	<b>45.149</b>	+0.295	17.108	16.804	11.237							
15	15:14:09.958	<b>45.390</b>	+0.476	17.098	16.899	11.333							
16	15:14:55.321	<b>45.363</b>	+0.509	17.150	16.909	11.304							
17	15:15:42.596	<b>47.275</b>	+2.421	17.210	16.931	13.134							
<b>(881) Jacob Trost</b>													
1	15:01:53.926	<b>45.659</b>	+0.611	17.148	17.131	11.380							
2	15:02:39.319	<b>45.393</b>	+0.345	17.051	17.049	11.293							
3	15:03:24.367	<b>45.048</b>		<b>16.866</b>	16.893	<b>11.289</b>							
4	15:04:10.132	<b>45.765</b>	+0.717	17.222	17.064	11.479							
5	15:04:56.249	<b>46.117</b>	+1.069	17.222	17.523	11.372							
6	15:06:10.926	<b>1:14.677</b>	+29.629	46.461	16.875	11.341							
7	15:06:56.354	<b>45.428</b>	+0.380	16.946	17.059	11.423							
8	15:07:42.183	<b>45.829</b>	+0.781	17.221	17.121	11.487							
9	15:08:27.459	<b>45.276</b>	+0.228	16.959	16.994	11.323							
10	15:09:12.550	<b>45.091</b>	+0.043	16.957	<b>16.714</b>	11.420							
11	15:09:57.710	<b>45.160</b>	+0.112	16.909	16.872	11.379							
12	15:10:43.345	<b>45.635</b>	+0.587	16.962	17.363	11.310							
13	15:11:28.594	<b>45.249</b>	+0.201	17.020	16.774	11.455							
14	15:12:13.987	<b>45.393</b>	+0.345	16.898	17.120	11.375							
15	15:12:59.441	<b>45.454</b>	+0.406	16.961	17.015	11.478							
16	15:13:54.362	<b>54.921</b>	+9.873	19.103	24.369	11.449							
17	15:14:39.614	<b>45.252</b>	+0.204	16.905	16.900	11.447							
18	15:15:25.769	<b>46.165</b>	+1.107	17.103	17.034	12.018							
<b>(855) Matti Klasen</b>													
1	15:01:58.465	<b>47.460</b>	+2.228	17.459	18.591	11.410							
2	15:02:43.697	<b>45.232</b>		16.993	16.843	11.396							
3	15:03:29.092	<b>45.395</b>	+0.163	17.284	16.795	<b>11.316</b>							
4	15:04:14.438	<b>45.346</b>	+0.114	17.082	16.866	11.398							
5	15:04:59.979	<b>45.541</b>	+0.309	<b>16.861</b>	17.320	11.360							
6	15:05:45.290	<b>45.311</b>	+0.079	17.281	<b>16.696</b>	11.334							
<b>(853) Devin Leon Ucar</b>													
1	15:02:12.626	<b>46.329</b>	+1.005	17.603	17.135	11.591							
2	15:02:58.181	<b>45.555</b>	+0.231	17.372	16.863	11.320							
3	15:03:43.575	<b>45.394</b>	+0.070	17.122	16.962	<b>11.310</b>							
4	15:04:29.150	<b>45.575</b>	+0.251	17.171	17.030	11.374							
5	15:05:14.474	<b>45.324</b>		<b>16.996</b>	16.948	11.380							
6	15:05:59.881	<b>45.407</b>	+0.083	17.040	16.924	11.443							
7	15:06:45.267	<b>45.386</b>	+0.062	17.136	16.907	11.343							
8	15:07:31.108	<b>45.841</b>	+0.517	17.155	17.167	11.519							
9	15:08:16.500	<b>45.392</b>	+0.068	17.113	16.932	11.347							
10	15:09:01.994	<b>45.494</b>	+0.170	17.117	16.939	11.438							
11	15:09:47.514	<b>45.520</b>	+0.196	17.250	<b>16.831</b>	11.439							
12	15:10:33.247	<b>45.733</b>	+0.409	17.271	17.027	11.435							
13	15:12:01.586	<b>1:28.339</b>	+43.015	59.729	17.137	11.473							
14	15:12:47.315	<b>45.729</b>	+0.405	17.266	17.045	11.418							
15	15:13:33.141	<b>45.826</b>	+0.502	17.229	17.157	11.440							
16	15:14:19.056	<b>45.915</b>	+0.591	17.260	17.256	11.399							
17	15:15:05.040	<b>45.984</b>	+0.660	17.266	17.179	11.539							



### X30 SENIOR

### Test-Session 3 even

Track length: 1.063 Km

Session Started: 15:20:23

Best Lap by: 802 - Nando Weixelbaumer - 44.098

Rank	#	Driver	Nat	Sponsor Entrant	Nat	License E-License	Make	laps	Best Lap	Diff	In Lap	Penalty
1	802	Nando Weixelbaumer	AUT	Valier Motorsport	DEU	ITEJK2078 KBF39300	Energy/IAME/Komet	14	44.098		3	
2	822	Elja Weiss	DEU	DSK e.V. Ja zum Motorsport SIM-ON	DEU	ITG38504 KBF39246	Kosmic/IAME/Komet	17	44.118	0.020	7	
3	810	Daniel Guinchard	GBR	SFR Motorsport	GBR	ITC-C292117 IBL368379	KR/IAME/Komet	15	44.157	0.059	7	
4	890	Leonard Hocker	DEU	RS-Motorsport	DEU	NKA22440 KBF40372	CRG/IAME/Komet	17	44.206	0.108	10	
5	830	Max Hezel	DEU	ADAC Hessen-Thüringen e.V. CV Performance Group	DEU	ITF38265 BIF38321	KR/IAME/Komet	17	44.214	0.116	5	
6	820	Felix Maurer	DEU	DUTT MOTORSPORT by FENSTER.com	LUX	NKA41244 IBLK867	Tony Kart/IAME/Komet	13	44.342	0.244	5	
7	854	Daniel Brozovic	DEU	TR Motorsport	DEU	ITE 42036 KBF23400	OTK/IAME/Komet	16	44.353	0.255	8	
8	844	Kevin Wagner	DEU	MSC-Langenfeld e. V. im ADAC Valier Motorsport	DEU	ITE 11828 KBF39300	Energy/IAME/Komet	17	44.364	0.266	8	
9	812	Rocco Curcio	DEU	Valier Motorsport	DEU	ITE29607 KBF15727	Energy/IAME/Komet	15	44.380	0.282	5	
10	876	Cemil Bayyati	DEU	Dörr Motorsport	DEU	ITG15366 BIF38420	KR/IAME/Komet	17	44.415	0.317	6	
11	864	Marc Gerstenkorn	CHE	Kartshop Ampfing	DEU	ITF375 BIF25142	Drago Corse/IAME/Komet	17	44.444	0.346	5	
12	816	Elias Schorneck	DEU	VDB Kart Racing	DEU	ITE40538 KBF10478	Tony Kart/IAME/Komet	17	44.508	0.410	5	
13	884	Davin Singer	DEU	ADAC Südbaden e.V. CV Performance Group	DEU	ITE 23384 BIF38321	KR/IAME/Komet	17	44.516	0.418	3	
14	898	Hawk Baylaan White	GBR	AT Motorsport	DEU	ITE40903 BIC38996	Exprit/IAME/Komet	17	44.551	0.453	8	
15	836	Max Ohsenbrink	DEU	KSL Racing Team	DEU	ITE18670 KBF1304585	Alonso/IAME/Komet	15	44.586	0.488	5	
16	904	Tobias Feeser	DEU	Sonja Feeser	DEU	ITE13863 BEK1198789	KR/IAME/Komet	16	44.590	0.492	6	
17	888	Louis Schütze	DEU	RF Racing	DEU	ITE 17941 KBF41358	KR/IAME/Komet	18	44.600	0.502	9	
18	818	Matthy Vandebroek	DEU	VDB Kart Racing	DEU	ITE 11491 KBF10478	Tony Kart/IAME/Komet	18	44.699	0.601	10	
19	808	Eric Wess	DEU	Kartshop Ampfing	DEU	NKA38485 KBF25142	Drago Corse/IAME/Komet	15	44.801	0.703	7	
20	824	Noel Honguero	DEU	VDB Kart Racing	DEU	NKA39248 KBF10478	Tony Kart/IAME/Komet	15	44.883	0.785	5	
21	806	Moritz Fischer	DEU	ADAC Pfalz e.V. DUTT MOTORSP. by FENSTER.COM	LUX	NKA26409 IBLK867	Tony Kart/IAME/Komet	4	44.900	0.802	3	
22	872	Tobias Burgstahler	DEU	ADAC Württemberg e.V. Stern Motorsport	DEU	NKA38364 KBF38195	KR/IAME/Komet	17	45.007	0.909	7	
23	814	Nina Aptsiauri	GEO	CRG Deutschland	DEU	ITF230054 KBF18122	CRG/IAME/Komet	18	45.341	1.243	11	


Timekeeper  
M.Riehmers

Race Director  
H.Seidel

Page 1/1

These results are provisional until the conclusion of any judicial and technical matters!

Printed: 10.05.2024 / 15:36



INT. ADAC Kartrennen Ampfing

X30 SENIOR

Ampfing 1,063 Km

Test-Session 3 even

10.05.2024 15:20

Practice (15:00 Time) started at 15:20:23

Lap	Time of Day	Lap Tm	Diff	S1 Tm	S2 Tm	S3 Tm
<b>(802) Nando Weixelbaumer</b>						
1	15:22:11.224	<b>45.253</b>	+1.155	17.075	16.915	11.263
2	15:22:55.845	<b>44.621</b>	+0.523	16.824	16.678	11.119
3	15:23:39.943	<b>44.098</b>		16.535	16.516	<b>11.047</b>
4	15:24:24.341	<b>44.398</b>	+0.300	16.577	16.599	11.222
5	15:25:08.587	<b>44.246</b>	+0.148	16.661	<b>16.506</b>	11.079
6	15:25:52.837	<b>44.250</b>	+0.152	16.612	16.554	11.084
7	15:26:37.206	<b>44.369</b>	+0.271	16.560	16.588	11.221
8	15:27:21.490	<b>44.284</b>	+0.186	<b>16.521</b>	16.643	11.120
9	15:28:06.243	<b>44.763</b>	+0.655	16.799	16.578	11.376
10	15:30:00.168	<b>1:53.925</b>	+1:09.827	1:26.092	16.714	11.119
11	15:30:44.402	<b>44.234</b>	+0.136	16.560	16.561	11.113
12	15:31:28.758	<b>44.356</b>	+0.258	16.609	16.623	11.124
13	15:32:13.250	<b>44.492</b>	+0.394	16.692	16.644	11.156
14	15:32:57.796	<b>44.546</b>	+0.448	16.606	16.631	11.309

<b>(822) Elia Weiss</b>						
1	15:23:14.234	<b>45.156</b>	+1.038	17.008	16.949	11.199
2	15:23:58.801	<b>44.567</b>	+0.449	16.782	16.654	11.131
3	15:24:43.076	<b>44.275</b>	+0.157	16.575	16.597	11.103
4	15:25:27.354	<b>44.278</b>	+0.160	16.631	16.654	<b>10.993</b>
5	15:26:11.578	<b>44.224</b>	+0.106	16.578	<b>16.582</b>	11.114
6	15:26:55.819	<b>44.241</b>	+0.123	16.520	16.620	11.101
7	15:27:39.937	<b>44.118</b>		<b>16.494</b>	16.575	11.049
8	15:28:24.109	<b>44.172</b>	+0.054	16.561	16.581	11.030
9	15:29:08.411	<b>44.302</b>	+0.184	16.588	16.631	11.083
10	15:29:52.768	<b>44.357</b>	+0.239	16.554	16.593	11.210
11	15:30:36.914	<b>44.146</b>	+0.028	16.497	16.574	11.075
12	15:31:21.631	<b>44.717</b>	+0.599	16.940	16.590	11.187
13	15:32:05.897	<b>44.266</b>	+0.148	16.553	16.628	11.085
14	15:32:50.233	<b>44.336</b>	+0.218	16.559	16.655	11.122
15	15:33:34.499	<b>44.266</b>	+0.148	16.521	16.616	11.129
16	15:34:18.878	<b>44.379</b>	+0.261	16.580	16.721	11.078
17	15:35:03.359	<b>44.481</b>	+0.363	16.516	16.773	11.192

<b>(810) Daniel Guinchard</b>						
1	15:23:59.456	<b>48.488</b>	+4.331	17.063	17.918	13.507
2	15:24:44.307	<b>44.851</b>	+0.694	16.978	16.670	11.203
3	15:25:28.724	<b>44.417</b>	+0.260	16.665	16.629	11.123
4	15:26:13.148	<b>44.424</b>	+0.267	16.640	16.621	11.163
5	15:26:57.496	<b>44.348</b>	+0.191	16.628	16.585	11.135
6	15:27:41.922	<b>44.426</b>	+0.269	16.668	16.567	11.191
7	15:28:26.079	<b>44.157</b>		<b>16.583</b>	<b>16.582</b>	<b>11.042</b>
8	15:29:10.575	<b>44.496</b>	+0.339	16.640	16.693	11.163
9	15:29:54.924	<b>44.349</b>	+0.192	16.625	16.668	11.056
10	15:30:39.680	<b>44.756</b>	+0.599	16.609	16.672	11.475
11	15:32:13.943	<b>1:34.263</b>	+50.106	1:06.309	16.806	11.148
12	15:32:58.351	<b>44.408</b>	+0.251	16.632	16.612	11.164
13	15:33:42.931	<b>44.580</b>	+0.423	16.714	16.671	11.195
14	15:34:27.335	<b>44.404</b>	+0.247	16.612	16.706	11.086
15	15:35:11.994	<b>44.659</b>	+0.502	16.646	16.681	11.332

<b>(890) Leonard Hocker</b>						
1	15:22:21.254	<b>54.278</b>	+10.072	21.794	19.282	13.202
2	15:23:10.539	<b>49.285</b>	+5.079	19.192	17.815	12.278
3	15:23:56.967	<b>46.428</b>	+2.222	17.775	17.136	11.517
4	15:24:42.029	<b>45.062</b>	+0.856	16.953	16.854	11.255
5	15:25:26.516	<b>44.487</b>	+0.281	16.672	16.704	11.111
6	15:26:10.984	<b>44.468</b>	+0.262	16.600	16.629	11.239
7	15:26:55.382	<b>44.398</b>	+0.192	16.594	16.704	11.100
8	15:27:40.152	<b>44.770</b>	+0.564	16.603	16.640	11.527
9	15:28:24.618	<b>44.466</b>	+0.260	16.693	16.699	11.074
10	15:29:08.824	<b>44.206</b>		<b>16.627</b>	<b>16.622</b>	<b>11.057</b>
11	15:29:53.173	<b>44.349</b>	+0.143	16.610	16.644	11.095
12	15:30:37.791	<b>44.618</b>	+0.412	16.558	16.724	11.336
13	15:32:04.184	<b>1:26.393</b>	+42.187	58.369	16.909	11.115
14	15:32:48.812	<b>44.628</b>	+0.422	16.628	16.843	11.157
15	15:33:33.407	<b>44.595</b>	+0.389	16.723	16.741	11.131
16	15:34:17.920	<b>44.513</b>	+0.307	16.568	16.758	11.187
17	15:35:02.457	<b>44.537</b>	+0.331	16.575	16.813	11.149

<b>(830) Max Hezel</b>						
1	15:22:02.857	<b>45.472</b>	+1.258	17.173	17.031	11.268

Lap	Time of Day	Lap Tm	Diff	S1 Tm	S2 Tm	S3 Tm
2	15:22:47.497	<b>44.640</b>	+0.426	16.822	16.667	11.151
3	15:23:32.122	<b>44.625</b>	+0.411	16.748	16.674	11.203
4	15:24:16.460	<b>44.338</b>	+0.124	16.677	16.572	<b>11.089</b>
5	15:25:00.674	<b>44.214</b>		<b>16.528</b>	16.572	11.114
6	15:25:44.955	<b>44.281</b>	+0.067	16.551	16.582	11.198
7	15:26:29.374	<b>44.419</b>	+0.205	16.605	16.577	11.237
8	15:27:13.711	<b>44.337</b>	+0.123	16.640	<b>16.528</b>	11.169
9	15:27:58.107	<b>44.396</b>	+0.182	16.601	16.545	11.250
10	15:28:42.471	<b>44.364</b>	+0.150	16.658	16.611	11.095
11	15:29:27.046	<b>44.575</b>	+0.361	16.652	16.583	11.340
12	15:30:11.574	<b>44.528</b>	+0.314	16.684	16.699	11.145
13	15:30:56.208	<b>44.634</b>	+0.420	16.694	16.757	11.183
14	15:31:41.758	<b>45.550</b>	+1.336	16.938	16.850	11.762
15	15:33:44.363	<b>2:02.605</b>	+1:18.391	1:34.375	16.996	11.234
16	15:34:29.085	<b>44.722</b>	+0.508	16.743	16.675	11.304
17	15:35:13.577	<b>44.492</b>	+0.278	16.657	16.634	11.201

<b>(820) Felix Maurer</b>						
1	15:22:16.999	<b>45.766</b>	+1.424	17.310	17.050	11.406
2	15:23:01.808	<b>44.809</b>	+0.467	16.791	16.759	11.259
3	15:23:46.495	<b>44.687</b>	+0.345	16.759	16.700	11.228
4	15:24:31.052	<b>44.557</b>	+0.215	16.708	16.703	11.146
5	15:25:15.394	<b>44.342</b>		16.643	16.630	<b>11.069</b>
6	15:26:00.163	<b>44.769</b>	+0.427	16.799	16.651	11.319
7	15:26:44.976	<b>44.813</b>	+0.471	16.632	17.005	11.176
8	15:27:29.588	<b>44.612</b>	+0.270	16.710	<b>16.587</b>	11.315
9	15:28:14.419	<b>44.831</b>	+0.489	16.756	16.929	11.146
10	15:28:59.209	<b>44.790</b>	+0.448	16.744	16.820	11.226
11	15:29:43.739	<b>44.530</b>	+0.188	16.722	16.678	11.130
12	15:30:28.299	<b>44.560</b>	+0.218	<b>16.630</b>	16.742	11.188
13	15:31:13.063	<b>44.764</b>	+0.422	16.712	16.698	11.354

<b>(854) Daniel Brozovic</b>						
1	15:22:01.907	<b>45.568</b>	+1.215	17.209	17.098	11.261
2	15:22:46.619	<b>44.712</b>	+0.359	16.852	16.726	11.134
3	15:23:31.234	<b>44.615</b>	+0.262	16.697	16.667	11.251
4	15:24:15.685	<b>44.451</b>	+0.098	16.649	<b>16.573</b>	11.229
5	15:25:00.087	<b>44.402</b>	+0.049	16.665	16.622	11.115
6	15:25:44.527	<b>44.440</b>	+0.087	<b>16.580</b>	16.627	11.233
7	15:26:28.889	<b>44.362</b>	+0.009	16.633	16.611	11.118
8	15:27:13.242	<b>44.353</b>		16.580	16.583	11.190
9	15:27:57.664	<b>44.422</b>	+0.069	16.626	16.656	11.140
10	15:28:42.086	<b>44.422</b>	+0.069	16.680	16.622	11.120
11	15:29:26.812	<b>44.726</b>	+0.373	16.717	16.663	11.346
12	15:32:10.310	<b>2:43.498</b>	+1:59.145	2:15.474	16.932	<b>11.092</b>
13	15:32:54.819	<b>44.509</b>	+0.156	16.589	16.776	11.144
14	15:33:39.413	<b>44.594</b>	+0.241	16.717	16.707	11.170
15	15:34:23.952	<b>44.539</b>	+0.186	16.627	16.739	11.173
16	15:35:08.549	<b>44.597</b>	+0.244	16.719	16.724	11.154

<b>(844) Kevin Wagner</b>						
1	15:22:10.108	<b>45.493</b>	+1.129	17.143	17.066	11.284
2	15:22:54.977	<b>44.869</b>	+0.505	16.848	16.801	11.220
3	15:23:39.567	<b>44.590</b>	+0.226	16.744	16.751	<b>11.095</b>
4	15:24:24.429	<b>44.862</b>	+0.498	16.719	16.716	11.427
5	15:25:09.052	<b>44.623</b>	+0.259	16.782	16.657	11.184
6	15:25:53.525	<b>44.473</b>	+0.109	16.652	16.673	11.148
7	15:26:37.930	<b>44.405</b>	+0.041	16.		

INT. ADAC Kartrennen Ampfing

X30 SENIOR

Ampfing 1,063 Km


Test-Session 3 even

10.05.2024 15:20

Practice (15:00 Time) started at 15:20:23

Lap	Time of Day	Lap Tm	Diff	S1 Tm	S2 Tm	S3 Tm	Lap	Time of Day	Lap Tm	Diff	S1 Tm	S2 Tm	S3 Tm
5	15:25:07.858	<b>44.380</b>		<b>16.598</b>	16.644	11.138	5	15:25:10.831	<b>44.965</b>	+0.449	16.691	<b>16.740</b>	11.534
6	15:25:52.242	<b>44.384</b>	+0.004	16.650	16.636	11.098	6	15:25:55.971	<b>45.140</b>	+0.624	17.139	16.848	11.153
7	15:26:36.653	<b>44.411</b>	+0.031	16.686	16.648	<b>11.077</b>	7	15:26:40.573	<b>44.602</b>	+0.086	16.683	16.748	11.171
8	15:27:21.189	<b>44.536</b>	+0.156	16.716	16.667	11.153	8	15:27:25.407	<b>44.834</b>	+0.318	16.725	16.888	11.221
9	15:29:42.559	<b>2:21.370</b>	+1:36.990	1:53.351	16.807	11.212	9	15:28:10.545	<b>45.138</b>	+0.622	16.682	16.821	11.635
10	15:30:27.135	<b>44.576</b>	+0.196	16.743	16.640	11.193	10	15:29:48.512	<b>1:37.967</b>	+53.451	1:09.877	16.904	11.186
11	15:31:11.725	<b>44.590</b>	+0.210	16.683	16.756	11.151	11	15:30:33.833	<b>45.321</b>	+0.805	16.767	17.070	11.484
12	15:31:56.261	<b>44.536</b>	+0.156	16.689	16.688	11.159	12	15:31:18.599	<b>44.766</b>	+0.250	16.708	16.788	11.270
13	15:32:40.950	<b>44.689</b>	+0.309	16.690	16.747	11.252	13	15:32:03.295	<b>44.696</b>	+0.180	16.748	16.769	11.179
14	15:33:25.594	<b>44.644</b>	+0.264	16.674	16.740	11.230	14	15:32:48.121	<b>44.826</b>	+0.310	16.748	16.898	11.180
15	15:34:10.841	<b>45.247</b>	+0.867	16.821	16.784	11.642	15	15:33:32.918	<b>44.797</b>	+0.281	16.705	16.913	11.179
<b>(876) Cemil Bayyati</b>							16	15:34:18.426	<b>45.508</b>	+0.992	16.759	17.550	11.199
1	15:22:09.084	<b>46.166</b>	+1.761	17.416	17.485	11.265	17	15:35:04.281	<b>45.855</b>	+1.339	16.690	16.862	12.303
2	15:22:54.072	<b>44.988</b>	+0.573	17.001	16.820	11.167	<b>(898) Hawk Baylaan White</b>						
3	15:23:38.629	<b>44.557</b>	+0.142	16.777	16.705	11.075	1	15:22:15.345	<b>46.093</b>	+1.542	17.556	17.255	11.282
4	15:24:23.249	<b>44.620</b>	+0.205	16.753	16.666	11.201	2	15:23:00.550	<b>45.205</b>	+0.654	16.961	16.883	11.361
5	15:25:08.013	<b>44.764</b>	+0.349	16.982	16.695	11.087	3	15:23:45.369	<b>44.819</b>	+0.268	16.672	16.842	11.305
6	15:25:52.428	<b>44.415</b>		16.691	16.658	<b>11.066</b>	4	15:24:30.062	<b>44.693</b>	+0.142	16.779	16.754	11.160
7	15:26:37.754	<b>45.326</b>	+0.911	16.736	<b>16.615</b>	11.975	5	15:25:14.934	<b>44.872</b>	+0.321	16.686	16.765	11.421
8	15:28:17.891	<b>1:40.137</b>	+55.722	1:11.999	17.022	11.116	6	15:25:59.780	<b>44.846</b>	+0.295	16.776	16.793	11.277
9	15:29:02.494	<b>44.603</b>	+0.188	16.789	16.694	11.120	7	15:26:44.791	<b>45.011</b>	+0.460	16.840	16.981	11.190
10	15:29:47.060	<b>44.566</b>	+0.151	<b>16.684</b>	16.816	11.066	8	15:27:29.342	<b>44.551</b>		16.665	<b>16.638</b>	11.248
11	15:30:31.664	<b>44.604</b>	+0.189	16.748	16.725	11.131	9	15:28:14.945	<b>45.603</b>	+1.052	16.888	17.492	11.223
12	15:31:16.361	<b>44.697</b>	+0.282	16.764	16.744	11.189	10	15:29:00.197	<b>45.252</b>	+0.701	16.757	16.735	11.760
13	15:32:01.327	<b>44.966</b>	+0.551	16.814	16.940	11.212	11	15:30:34.826	<b>1:34.629</b>	+50.078	1:03.270	18.575	12.784
14	15:32:46.108	<b>44.781</b>	+0.366	16.830	16.780	11.171	12	15:31:25.174	<b>50.348</b>	+5.797	19.596	19.115	11.637
15	15:33:30.798	<b>44.690</b>	+0.275	16.814	16.769	11.107	13	15:32:10.202	<b>45.028</b>	+0.477	16.901	16.877	11.250
16	15:34:15.455	<b>44.657</b>	+0.242	16.754	16.761	11.142	14	15:32:55.393	<b>45.191</b>	+0.640	17.004	16.980	11.207
17	15:35:03.207	<b>47.762</b>	+3.337	16.790	17.138	13.824	15	15:33:40.164	<b>44.771</b>	+0.220	<b>16.660</b>	16.960	<b>11.151</b>
<b>(864) Marc Gerstenkorn</b>							16	15:34:25.026	<b>44.862</b>	+0.311	16.733	16.810	11.319
1	15:22:09.005	<b>45.811</b>	+1.367	17.379	17.052	11.380	17	15:35:09.884	<b>44.858</b>	+0.307	16.760	16.780	11.318
2	15:22:54.373	<b>45.368</b>	+0.924	17.241	16.898	11.229	<b>(836) Max Ohsenbrink</b>						
3	15:23:39.342	<b>44.969</b>	+0.525	17.080	16.708	11.181	1	15:22:18.091	<b>45.872</b>	+1.286	17.162	17.296	11.414
4	15:24:23.868	<b>44.526</b>	+0.082	16.656	16.683	11.187	2	15:23:03.651	<b>45.560</b>	+0.974	17.157	17.026	11.377
5	15:25:08.312	<b>44.444</b>		16.674	<b>16.612</b>	11.158	3	15:23:48.287	<b>44.636</b>	+0.050	16.748	16.724	11.164
6	15:25:53.140	<b>44.828</b>	+0.384	16.706	17.002	<b>11.120</b>	4	15:24:32.934	<b>44.647</b>	+0.061	16.704	16.764	11.179
7	15:26:37.597	<b>44.457</b>	+0.013	<b>16.640</b>	16.686	11.131	5	15:25:17.520	<b>44.586</b>		16.687	<b>16.697</b>	11.202
8	15:27:22.154	<b>44.557</b>	+0.113	16.663	16.640	11.254	6	15:26:02.239	<b>44.719</b>	+0.133	16.765	16.795	<b>11.159</b>
9	15:28:07.680	<b>45.526</b>	+1.082	16.972	16.737	11.817	7	15:26:46.941	<b>44.702</b>	+0.116	16.767	16.733	11.202
10	15:30:23.499	<b>2:15.819</b>	+1:31.375	1:47.694	16.851	11.274	8	15:27:31.692	<b>44.751</b>	+0.165	16.718	16.792	11.241
11	15:31:08.497	<b>44.998</b>	+0.554	16.865	16.750	11.383	9	15:28:16.821	<b>45.129</b>	+0.543	<b>16.664</b>	16.788	11.677
12	15:31:53.221	<b>44.724</b>	+0.280	16.723	16.739	11.262	10	15:29:49.248	<b>1:32.427</b>	+47.841	1:04.278	16.912	11.237
13	15:32:37.987	<b>44.766</b>	+0.322	16.808	16.760	11.198	11	15:30:34.202	<b>44.954</b>	+0.368	16.769	16.787	11.398
14	15:33:22.587	<b>44.600</b>	+0.156	16.665	16.680	11.255	12	15:31:19.129	<b>44.927</b>	+0.341	16.775	16.755	11.397
15	15:34:07.257	<b>44.670</b>	+0.226	16.747	16.722	11.201	13	15:32:03.923	<b>44.794</b>	+0.208	16.741	16.791	11.262
16	15:34:51.988	<b>44.731</b>	+0.287	16.742	16.699	11.290	14	15:32:48.989	<b>45.066</b>	+0.480	16.725	17.101	11.240
17	15:35:36.654	<b>44.666</b>	+0.222	16.771	16.702	11.193	15	15:33:34.179	<b>45.190</b>	+0.604	16.690	16.866	11.634
<b>(816) Elias Schorneck</b>							<b>(904) Tobias Feeser</b>						
1	15:22:16.689	<b>45.984</b>	+1.476	17.571	17.081	11.332	1	15:22:36.273	<b>45.903</b>	+1.313	17.364	17.197	11.342
2	15:23:01.483	<b>44.794</b>	+0.286	16.897	16.750	11.147	2	15:23:21.415	<b>45.142</b>	+0.552	16.976	16.912	11.254
3	15:23:46.169	<b>44.686</b>	+0.178	16.787	16.776	11.123	3	15:24:06.135	<b>44.720</b>	+0.130	16.872	16.701	<b>11.147</b>
4	15:24:31.832	<b>45.663</b>	+1.155	16.836	17.659	11.168	4	15:24:50.833	<b>44.698</b>	+0.108	16.772	16.725	11.201
5	15:25:16.340	<b>44.508</b>		16.760	16.650	<b>11.098</b>	5	15:25:35.594	<b>44.761</b>	+0.171	16.774	16.828	11.159
6	15:26:01.160	<b>44.820</b>	+0.312	16.858	16.687	11.275	6	15:26:20.184	<b>44.590</b>		16.700	16.721	11.169
7	15:26:58.957	<b>57.797</b>	+13.289	29.757	16.851	11.189	7	15:27:04.780	<b>44.596</b>	+0.006	<b>16.695</b>	16.674	11.227
8	15:27:43.538	<b>44.581</b>	+0.073	16.798	<b>16.643</b>	11.140	8	15:27:49.482	<b>44.702</b>	+0.112	16.845	<b>16.639</b>	11.218
9	15:28:28.208	<b>44.670</b>	+0.162	16.772	16.757	11.141	9	15:28:34.360	<b>44.878</b>	+0.288	16.739	16.800	11.339
10	15:29:12.930	<b>44.722</b>	+0.214	16.793	16.685	11.244	10	15:30:57.917	<b>2:23.557</b>	+1:38.967	1:55.443	16.873	11.241
11	15:29:57.654	<b>44.724</b>	+0.216	16.783	16.736	11.205	11	15:31:42.691	<b>44.774</b>	+0.184	16.770	16.725	11.279
12	15:31:26.446	<b>1:28.792</b>	+44.284	1:00.532	16.972	11.288	12	15:32:27.456	<b>44.765</b>	+0.175	16.735	16.799	11.231
13	15:32:11.303	<b>44.857</b>	+0.349	16.869	16.798	11.190	13	15:33:12.219	<b>44.763</b>	+0.173	16.809	16.773	11.181
14	15:32:56.014	<b>44.711</b>	+0.203	<b>16.724</b>	16.821	11.166	14	15:33:57.167	<b>44.948</b>	+0.358	16.917	16.817	11.214
15	15:33:40.700	<b>44.686</b>	+0.178	16.726	16.753	11.207	15	15:34:41.828	<b>44.661</b>	+0.071	16.706	16.766	11.189
16	15:34:25.487	<b>44.787</b>	+0.279	16.769	16.819	11.199	16	15:35:26.625	<b>44.797</b>	+0.207	16.809	16.738	11.250
17	15:35:10.201	<b>44.714</b>	+0.206	16.793	16.799	11.122	<b>(888) Louis Schütze</b>						
<b>(884) Davin Singer</b>							1	15:22:15.649	<b>45.781</b>	+1.181	17.391	17.063	11.327
1	15:22:11.760	<b>45.479</b>	+0.963	17.205	17.044	11.230	2	15:23:00.709	<b>45.060</b>	+0.460	16.954	16.804	11.302
2	15:22:56.541	<b>44.781</b>	+0.265	16.778	16.846	11.157	3	15:23:45.774	<b>45.065</b>	+0.465	16.905	16.894	11.266
3	15:23:41.057	<b>44.516</b>		<b>16.625</b>	16.741	<b>11.150</b>	4	15:24:30.542	<b>44.768</b>	+0.168	16.875	16.705	11.188
4	15:24:25.866	<b>44.809</b>	+0.293	16.685	16.919	11.205	5	15:25:15.179	<b>44.637</b>	+0.037	16.818	<b>16.636</b>	11.183

Orbits



INT. ADAC Kartrennen Ampfing

X30 SENIOR

Ampfing 1,063 Km

Test-Session 3 even

10.05.2024 15:20

Practice (15:00 Time) started at 15:20:23

Lap	Time of Day	Lap Tm	Diff	S1 Tm	S2 Tm	S3 Tm
6	15:26:00.073	44.894	+0.294	16.743	16.726	11.425
7	15:26:45.363	45.290	+0.690	16.878	17.040	11.372
8	15:27:30.039	44.676	+0.076	16.731	16.757	11.188
9	15:28:14.639	44.600		16.684	16.774	11.142
10	15:28:59.462	44.823	+0.223	16.702	16.774	11.347
11	15:29:44.277	44.815	+0.215	16.728	16.785	11.302
12	15:31:05.256	1:20.979	+36.379	52.738	16.857	11.384
13	15:31:50.329	45.073	+0.473	16.784	16.862	11.427
14	15:32:35.235	44.906	+0.306	16.765	16.893	11.248
15	15:33:20.136	44.901	+0.301	16.812	16.781	11.308
16	15:34:05.222	45.086	+0.486	16.966	16.819	11.301
17	15:34:50.098	44.876	+0.276	16.835	16.780	11.261
18	15:35:35.118	45.020	+0.420	16.848	16.823	11.349

(818) Matthy Vandebroek

1	15:22:20.607	45.872	+1.173	17.343	16.959	11.570
2	15:23:06.306	45.699	+1.000	17.033	17.041	11.625
3	15:23:51.370	45.064	+0.365	16.961	16.852	11.251
4	15:24:36.287	44.917	+0.218	16.735	16.852	11.330
5	15:25:21.095	44.808	+0.109	16.787	16.721	11.300
6	15:26:05.842	44.747	+0.048	16.741	16.697	11.309
7	15:26:50.736	44.894	+0.195	16.787	16.671	11.436
8	15:28:11.429	1:20.693	+35.994	52.385	16.984	11.324
9	15:28:56.300	44.871	+0.172	16.889	16.680	11.302
10	15:29:40.999	44.699		16.756	16.686	11.257
11	15:30:25.730	44.731	+0.032	16.793	16.654	11.284
12	15:31:10.548	44.818	+0.119	16.748	16.715	11.355
13	15:31:55.300	44.752	+0.053	16.743	16.700	11.309
14	15:32:40.098	44.798	+0.099	16.813	16.635	11.350
15	15:33:24.808	44.710	+0.011	16.751	16.676	11.283
16	15:34:09.682	44.874	+0.175	16.812	16.706	11.356
17	15:34:54.447	44.765	+0.066	16.811	16.670	11.284
18	15:35:39.272	44.825	+0.126	16.766	16.750	11.309

(808) Eric Wess

1	15:22:15.047	46.128	+1.327	17.664	17.118	11.346
2	15:23:00.385	45.338	+0.537	17.062	16.939	11.337
3	15:23:45.689	45.304	+0.503	17.042	16.919	11.343
4	15:24:30.983	45.294	+0.493	17.190	16.773	11.331
5	15:25:16.047	45.064	+0.263	16.946	16.832	11.286
6	15:26:00.900	44.853	+0.052	16.906	16.724	11.223
7	15:26:45.701	44.801		16.801	16.799	11.201
8	15:27:30.755	45.054	+0.253	16.851	16.772	11.431
9	15:28:15.930	45.175	+0.374	16.909	16.927	11.339
10	15:29:01.290	45.360	+0.559	16.935	16.963	11.462
11	15:31:00.186	1:58.896	+1:14.095	1:30.470	17.005	11.421
12	15:31:45.625	45.439	+0.638	17.068	16.916	11.455
13	15:32:30.982	45.357	+0.556	17.056	16.860	11.441
14	15:33:16.375	45.393	+0.592	17.095	16.877	11.421
15	15:34:05.560	49.185	+4.384	17.043	16.979	15.163

(824) Noel Honguero

1	15:22:19.163	46.078	+1.195	17.419	17.156	11.503
2	15:23:04.327	45.164	+0.281	16.924	16.866	11.374
3	15:23:49.211	44.884	+0.001	16.764	16.775	11.345
4	15:24:34.385	45.174	+0.291	17.168	16.690	11.316
5	15:25:19.268	44.883		16.680	16.756	11.447
6	15:26:04.504	45.236	+0.353	16.897	16.870	11.469
7	15:26:49.527	45.023	+0.140	16.802	16.811	11.410
8	15:30:19.686	3:30.159	+2:45.276	3:01.624	17.003	11.532
9	15:31:04.951	45.265	+0.382	16.974	16.899	11.392
10	15:31:50.416	45.465	+0.582	16.791	16.999	11.675
11	15:32:35.670	45.254	+0.371	16.901	16.842	11.511
12	15:33:20.618	44.948	+0.065	16.771	16.869	11.308
13	15:34:05.755	45.137	+0.254	16.929	16.842	11.366
14	15:34:50.897	45.142	+0.259	16.954	16.842	11.346
15	15:35:36.532	45.635	+0.752	16.904	16.844	11.887

(806) Moritz Fischer

1	15:22:17.912	45.885	+0.985	17.148	17.289	11.448
2	15:23:03.043	45.131	+0.231	17.009	16.833	11.289
3	15:23:47.943	44.900		16.865	16.807	11.228
4	15:24:33.308	45.365	+0.465	16.936	17.027	11.402

Lap	Time of Day	Lap Tm	Diff	S1 Tm	S2 Tm	S3 Tm
(872) Tobias Burgstahler	1	15:22:17.632				
2	15:23:03.767	47.587	+2.580	18.029	17.900	11.658
3	15:23:49.072	46.135	+1.128	17.449	17.088	11.598
4	15:24:34.759	45.305	+0.298	16.974	16.859	11.472
5	15:25:19.851	45.687	+0.680	17.542	16.876	11.269
6	15:26:04.940	45.092	+0.085	16.784	16.834	11.474
7	15:26:49.947	45.089	+0.082	16.912	16.836	11.341
8	15:27:35.398	45.007		16.927	16.772	11.308
9	15:28:20.544	45.451	+0.444	17.079	17.036	11.336
10	15:29:05.836	45.146	+0.139	17.015	16.860	11.271
11	15:29:50.935	45.292	+0.285	17.151	16.840	11.301
12	15:30:36.580	45.099	+0.092	16.985	16.887	11.227
13	15:31:21.887	45.645	+0.638	17.178	16.913	11.554
14	15:32:07.097	2:00.307	+1:15.300	1:31.827	17.028	11.452
15	15:32:52.297	45.210	+0.203	17.034	16.883	11.293
16	15:33:37.502	45.805	+0.798	17.020	17.211	11.574
17	15:34:22.707	45.135	+0.128	16.930	16.856	11.349
18	15:35:07.912	45.298	+0.291	16.905	16.890	11.503

(814) Nina Aptsiauri

1	15:22:20.182	46.875	+1.534	17.657	17.393	11.825
2	15:23:06.230	46.048	+0.707	17.226	17.040	11.782
3	15:23:51.798	45.568	+0.227	17.178	16.938	11.452
4	15:24:37.191	45.393	+0.052	17.123	16.803	11.467
5	15:25:22.619	45.428	+0.087	17.132	16.958	11.388
6	15:26:08.146	45.527	+0.186	17.002	16.975	11.550
7	15:26:53.744	45.598	+0.257	17.130	16.986	11.482
8	15:27:39.697	45.953	+0.612	17.212	17.238	11.503
9	15:28:25.577	45.880	+0.539	17.401	16.964	11.515
10	15:29:11.114	45.537	+0.196	16.955	17.151	11.431
11	15:29:56.455	45.341		16.967	16.865	11.509
12	15:30:42.210	45.755	+0.414	17.021	17.088	11.646
13	15:31:27.805	45.595	+0.254	17.191	16.909	11.495
14	15:32:13.736	45.931	+0.590	17.232	17.197	11.502
15	15:32:59.572	45.836	+0.495	17.131	17.030	11.675
16	15:33:45.231	45.659	+0.318	17.108	17.087	11.464
17	15:34:31.200	45.969	+0.628	17.232	17.011	11.726
18	15:35:17.045	45.845	+0.504	17.150	17.133	11.562

Orbits





### X30 SENIOR

### Test-Session 4 odd

Track length: 1.063 Km

Session Started: 17:40:12

Best Lap by: 885 - Carl Luthardt - 44.208

Rank	#	Driver	Nat	Sponsor Entrant	Nat	License E-License	Make	laps	Best Lap	Diff	In Lap	Penalty
1	885	Carl Luthardt	DEU	TB Racing Team	DEU	ITE 37029 KBF38262	KR/IAME/Komet	19	44.208		8	
2	895	Phil Colin Streng	DEU	ADAC Württemberg e.V. Ebert Motorsport	DEU	ITE42785 EL38528	LN/IAME/Komet	17	44.261	0.053	8	
3	877	Niklas Hirsch	DEU	MSC-Langenfeld e. V. im ADAC SIM-ON	DEU	ITF39320 KBF39246	Kosmic/IAME/Komet	17	44.262	0.054	8	
4	815	Moritz Wolber	DEU	ADAC Südbaden e.V. NEES RACING	DEU	NKA16641 BIF17863	Maranello/IAME/Komet	11	44.356	0.148	9	
5	823	Jason Bralic	NLD	SIM-ON	DEU	ITG46957 KBF39246	Kosmic/IAME/Komet	16	44.391	0.183	16	
6	887	Torben Gröndahl	DEU	MSC Groß Dölln e.V. im ADAC CV Performance Group	DEU	ITC-C14120 BIF38321	KR/IAME/Komet	17	44.425	0.217	15	
7	907	Marco Pistor	DEU	RS Motorsport	DEU	ITE 39019 KBF10332	CRG/IAME/Komet	18	44.470	0.262	7	
8	835	Jarno Wiese	DEU	VDB Kart Racing	DEU	ITE 40767 KBF10478	OTK/IAME/Komet	11	44.495	0.287	5	
9	809	Luis Esser	DEU	RMW Motorsport	DEU	ITE 11661 KBF39010	OTK/IAME/Komet	16	44.519	0.311	6	
10	829	Lutz Ohsenbrink	DEU	KSL Racing Team	DEU	ITE40759 KBF1304585	Alonso/IAME/Komet	18	44.616	0.408	5	
11	821	Manuel Wagner	DEU	RS-Motorsport	DEU	ITE 39259 BIF40372	CRG/IAME/Komet	17	44.659	0.451	4	
12	891	Luka Koullen	NLD	PCH Racing	DEU	NKA50483 BIF39956	LN/IAME/Komet	16	44.662	0.454	8	
13	905	Maxim Haroutounian	NLD	Keijzer Falcon Racing Team	NLD	ITE34567 IBL11345	Falcon/IAME/Komet	17	44.676	0.468	8	
14	811	Karl Schmiederer	DEU	RS-Motorsport	DEU	ITE39775 KBF40372	CRG/IAME/Komet	18	44.681	0.473	8	
15	833	Jannik Remmert	DEU	VDB Kart Racing	DEU	ITE19994 KBF10478	Tony Kart/IAME/Komet	17	44.787	0.579	6	
16	817	Maximilian Engelstädter	DEU	Dörr Motorsport	DEU	NKA40565 BIF38420	KR/IAME/Komet	19	44.790	0.582	12	
17	827	Julius Berthold	DEU	TB Racing Team	DEU	ITF38613 KBF38262	KR/IAME/Komet	18	44.795	0.587	6	
18	855	Matti Klasen	DEU	DSK e.V. Ja zum Motorsport RMW Motorsport	DEU	ITE13782 BIC39010	Tony Kart/IAME/Komet	17	44.854	0.646	9	
19	845	Jan Waibel	DEU	ADAC Mittelrhein e.V. VDB Kart Racing	DEU	NKA12495 KBF10478	Tony Kart/IAME/Komet	19	44.879	0.671	6	
20	843	Luis Simon	DEU	PCH Racing	DEU	NKA36581 39956	LN/IAME/Komet	18	44.927	0.719	9	
21	881	Jacob Trost	DEU	ADAC Hessen-Thüringen e.V. DUTT MOTORSPORT by FENSTER.COM	LUX	NKA41233 IDCK867	Tony Kart/IAME/Komet	18	44.956	0.748	16	
22	853	Devin Leon Ucar	DEU	ADAC Pfalz e.V. Sezai Ucar	DEU	ITF40418 EBK4018	Tony Kart /IAME/Komet	17	45.036	0.828	7	


Timekeeper  
M.Riehmers

Race Director  
H.Seidel

Page 1/1

These results are provisional until the conclusion of any judicial and technical matters!

Printed: 10.05.2024 / 17:56



INT. ADAC Kartrennen Ampfing

X30 SENIOR

Ampfing 1,063 Km


Test-Session 4 odd

10.05.2024 17:40

Practice (15:00 Time) started at 17:40:12

Lap	Time of Day	Lap Tm	Diff	S1 Tm	S2 Tm	S3 Tm	Lap	Time of Day	Lap Tm	Diff	S1 Tm	S2 Tm	S3 Tm
<b>(885) Carl Luthardt</b>							1	17:44:25.382	<b>45.720</b>	+1.329	17.320	17.043	11.357
1	17:41:59.277	<b>45.949</b>	+1.741	17.441	17.176	11.332	2	17:45:10.404	<b>45.022</b>	+0.631	17.055	16.742	11.225
2	17:42:44.627	<b>45.360</b>	+1.142	17.185	17.008	11.157	3	17:45:55.023	<b>44.619</b>	+0.228	16.833	16.673	11.113
3	17:43:29.121	<b>44.494</b>	+0.286	16.770	16.669	11.055	4	17:46:39.565	<b>44.542</b>	+0.151	16.748	16.641	11.153
4	17:44:13.823	<b>44.702</b>	+0.494	16.627	16.655	11.420	5	17:47:24.097	<b>44.532</b>	+0.141	16.632	16.571	11.329
5	17:44:58.169	<b>44.346</b>	+0.138	16.699	16.585	11.062	6	17:48:08.563	<b>44.466</b>	+0.075	16.730	16.677	<b>11.059</b>
6	17:45:42.599	<b>44.430</b>	+0.222	16.679	16.577	11.174	7	17:48:52.987	<b>44.424</b>	+0.033	16.775	<b>16.544</b>	11.105
7	17:46:26.899	<b>44.300</b>	+0.092	16.602	16.639	11.059	8	17:49:37.481	<b>44.494</b>	+0.103	16.745	16.648	11.101
8	17:47:11.107	<b>44.203</b>		16.602	<b>16.575</b>	<b>11.031</b>	9	17:50:22.167	<b>44.686</b>	+0.295	16.815	16.758	11.113
9	17:47:55.414	<b>44.307</b>	+0.099	<b>16.599</b>	16.625	11.083	10	17:51:06.813	<b>44.646</b>	+0.255	16.771	16.692	11.183
10	17:48:39.731	<b>44.317</b>	+0.109	16.601	16.600	11.116	11	17:51:51.419	<b>44.606</b>	+0.215	16.750	16.660	11.196
11	17:49:28.580	<b>48.849</b>	+4.641	20.275	17.422	11.152	12	17:52:35.989	<b>44.570</b>	+0.179	16.785	16.651	11.134
12	17:50:13.106	<b>44.526</b>	+0.318	16.739	16.736	11.051	13	17:53:20.556	<b>44.567</b>	+0.176	16.767	16.656	11.144
13	17:50:57.568	<b>44.462</b>	+0.254	16.679	16.644	11.139	14	17:54:05.087	<b>44.531</b>	+0.140	16.752	16.668	11.111
14	17:51:42.114	<b>44.546</b>	+0.338	16.716	16.703	11.127	15	17:54:49.708	<b>44.621</b>	+0.230	16.738	16.657	11.226
15	17:52:27.283	<b>45.169</b>	+0.961	16.750	16.701	11.718	16	17:55:34.099	<b>44.391</b>		<b>16.630</b>	16.638	11.123
16	17:53:21.202	<b>53.919</b>	+9.711	25.986	16.806	11.127	<b>(887) Torben Gröndahl</b>						
17	17:54:05.826	<b>44.624</b>	+0.416	16.731	16.758	11.135	1	17:41:59.915	<b>46.155</b>	+1.730	17.232	17.324	11.599
18	17:54:50.389	<b>44.563</b>	+0.355	16.759	16.701	11.103	2	17:42:45.609	<b>45.694</b>	+1.269	17.174	17.042	11.478
19	17:55:35.051	<b>44.662</b>	+0.454	16.656	16.778	11.228	3	17:43:30.356	<b>44.747</b>	+0.322	16.850	16.755	11.142
<b>(895) Phil Colin Strenge</b>							4	17:44:14.951	<b>44.595</b>	+0.170	16.729	16.711	11.155
1	17:41:50.233	<b>45.792</b>	+1.531	17.594	16.982	11.216	5	17:44:59.569	<b>44.618</b>	+0.193	<b>16.613</b>	16.720	11.285
2	17:42:35.397	<b>45.164</b>	+0.903	17.095	16.838	11.231	6	17:45:44.641	<b>45.072</b>	+0.647	16.680	17.231	11.161
3	17:43:19.910	<b>44.513</b>	+0.252	16.786	16.643	11.084	7	17:46:29.265	<b>44.624</b>	+0.199	16.775	16.746	<b>11.103</b>
4	17:44:04.431	<b>44.521</b>	+0.260	16.824	16.620	11.077	8	17:47:13.939	<b>44.674</b>	+0.249	16.761	<b>16.547</b>	11.366
5	17:44:48.724	<b>44.293</b>	+0.032	<b>16.631</b>	16.609	11.053	9	17:47:58.606	<b>44.667</b>	+0.242	16.748	16.645	11.274
6	17:45:33.241	<b>44.517</b>	+0.256	16.745	16.648	11.124	10	17:50:06.209	<b>2:07.603</b>	+1:23.178	1:39.584	16.838	11.181
7	17:46:17.600	<b>44.359</b>	+0.098	16.737	16.538	11.084	11	17:50:50.852	<b>44.643</b>	+0.218	16.787	16.677	11.179
8	17:47:01.861	<b>44.251</b>		16.700	<b>16.528</b>	11.033	12	17:51:35.559	<b>44.707</b>	+0.282	16.663	16.783	11.261
9	17:47:46.282	<b>44.421</b>	+0.160	16.693	16.579	11.149	13	17:52:20.295	<b>44.736</b>	+0.311	16.707	16.714	11.315
10	17:50:35.124	<b>2:48.842</b>	+2:04.581	2:20.482	17.117	11.243	14	17:53:04.846	<b>44.551</b>	+0.126	16.759	16.664	11.128
11	17:51:19.826	<b>44.702</b>	+0.441	16.969	16.720	<b>11.013</b>	15	17:53:49.271	<b>44.425</b>		16.662	16.605	11.158
12	17:52:04.198	<b>44.372</b>	+0.111	16.642	16.590	11.140	16	17:54:33.952	<b>44.681</b>	+0.256	16.770	16.753	11.158
13	17:52:48.941	<b>44.743</b>	+0.482	16.906	16.640	11.197	17	17:55:19.770	<b>45.818</b>	+1.393	16.741	16.877	12.200
14	17:53:33.385	<b>44.444</b>	+0.183	16.685	16.673	11.086	<b>(907) Marco Pislor</b>						
15	17:54:17.821	<b>44.436</b>	+0.175	16.679	16.613	11.144	1	17:42:00.176	<b>46.047</b>	+1.577	17.314	17.126	11.607
16	17:55:02.278	<b>44.457</b>	+0.196	16.709	16.611	11.137	2	17:42:46.079	<b>45.903</b>	+1.433	17.298	16.833	11.772
17	17:55:46.757	<b>44.479</b>	+0.218	16.687	16.698	11.094	3	17:43:30.633	<b>44.554</b>	+0.084	16.745	16.630	11.179
<b>(877) Niklas Hirsch</b>							4	17:44:15.181	<b>44.548</b>	+0.078	16.694	16.646	11.208
1	17:43:32.670	<b>46.304</b>	+2.042	17.841	17.078	11.385	5	17:44:59.709	<b>44.528</b>	+0.058	16.708	16.608	11.212
2	17:44:17.445	<b>44.775</b>	+0.513	16.776	16.811	11.188	6	17:45:44.406	<b>44.697</b>	+0.227	16.812	16.733	<b>11.152</b>
3	17:45:01.945	<b>44.500</b>	+0.238	16.610	16.788	11.102	7	17:46:28.876	<b>44.470</b>		<b>16.603</b>	<b>16.600</b>	11.267
4	17:45:46.409	<b>44.464</b>	+0.202	16.694	16.589	11.181	8	17:47:13.492	<b>44.616</b>	+0.146	16.788	16.665	11.163
5	17:46:30.959	<b>44.550</b>	+0.288	<b>16.476</b>	16.763	11.311	9	17:47:58.018	<b>44.526</b>	+0.056	16.680	16.645	11.201
6	17:47:15.444	<b>44.485</b>	+0.223	16.656	16.616	11.213	10	17:49:59.622	<b>2:01.604</b>	+1:17.134	1:33.576	16.811	11.217
7	17:48:00.033	<b>44.589</b>	+0.327	16.761	16.671	11.157	11	17:50:44.241	<b>44.619</b>	+0.149	16.812	16.640	11.167
8	17:48:44.295	<b>44.252</b>		16.560	16.620	<b>11.082</b>	12	17:51:28.921	<b>44.680</b>	+0.210	16.753	16.692	11.235
9	17:49:28.766	<b>44.471</b>	+0.209	16.677	16.681	11.113	13	17:52:13.598	<b>44.677</b>	+0.207	16.754	16.673	11.250
10	17:50:13.701	<b>44.935</b>	+0.673	16.767	17.077	11.091	14	17:52:58.203	<b>44.605</b>	+0.135	16.743	16.639	11.223
11	17:50:58.005	<b>44.304</b>	+0.042	16.600	<b>16.578</b>	11.126	15	17:53:42.885	<b>44.682</b>	+0.212	16.726	16.694	11.262
12	17:51:42.568	<b>44.563</b>	+0.301	16.549	16.884	11.130	16	17:54:27.485	<b>44.600</b>	+0.130	16.707	16.680	11.213
13	17:52:27.079	<b>44.511</b>	+0.249	16.714	16.651	11.146	17	17:55:12.156	<b>44.671</b>	+0.201	16.750	16.642	11.279
14	17:53:11.909	<b>44.830</b>	+0.568	16.709	16.882	11.239	18	17:55:58.397	<b>46.241</b>	+1.771	16.737	16.678	12.826
15	17:53:56.295	<b>44.386</b>	+0.124	16.677	16.616	11.093	<b>(835) Jarno Wiese</b>						
16	17:54:40.899	<b>44.604</b>	+0.342	16.595	16.743	11.266	1	17:42:01.016	<b>45.876</b>	+1.381	17.396	17.109	11.371
17	17:55:26.004	<b>45.105</b>	+0.843	16.785	16.650	11.670	2	17:42:46.476	<b>45.460</b>	+0.965	17.123	16.893	11.444
<b>(815) Moritz Wolber</b>							3	17:43:31.710	<b>45.234</b>	+0.739	17.072	16.998	11.164
1	17:42:06.594	<b>51.052</b>	+6.706	18.905	18.217	13.940	4	17:44:16.282	<b>44.572</b>	+0.077	16.723	16.713	<b>11.136</b>
2	17:45:27.776	<b>3:21.182</b>	+2:36.826	2:51.414	17.447	12.321	5	17:45:00.777	<b>44.495</b>		16.670	16.642	11.183
3	17:49:33.682	<b>4:05.906</b>	+3:21.550	3:36.324	18.055	11.527	6	17:45:45.605	<b>44.828</b>	+0.333	<b>16.660</b>	16.742	11.426
4	17:50:19.098	<b>45.416</b>	+1.060	17.012	17.170	11.234	7	17:46:30.473	<b>44.868</b>	+0.373	16.867	16.841	11.160
5	17:51:03.707	<b>44.609</b>	+0.253	16.849	16.614	11.146	8	17:47:15.674	<b>45.201</b>	+0.706	16.766	16.804	11.631
6	17:51:48.207	<b>44.500</b>	+0.144	16.741	<b>16.551</b>	11.208	9	17:48:00.370	<b>44.696</b>	+0.201	16.716	16.744	11.236
7	17:52:32.661	<b>44.454</b>	+0.098	16.784	16.560	11.110	10	17:48:45.017	<b>44.647</b>	+0.152	16.716	<b>16.638</b>	11.293
8	17:53:17.129	<b>44.468</b>	+0.112	16.715	16.605	11.148	11	17:49:29.842	<b>44.825</b>	+0.330	16.854	16.723	11.248
9	17:54:01.485	<b>44.356</b>		<b>16.652</b>	16.642	<b>11.062</b>	<b>(809) Luis Esser</b>						
10	17:54:45.894	<b>44.409</b>	+0.053	16.673	16.619	11.117	1	17:41:57.109	<b>45.835</b>	+1.316	17.313	17.143	11.379
11	17:55:30.481	<b>44.587</b>	+0.231	16.731	16.690	11.166	2	17:42:42.267	<b>45.158</b>	+0.639	17.072	16.876	11.210
<b>(823) Jason Bralic</b>							3	17:43:26.924	<b>44.657</b>	+0.138	16.790	16.662	11.205
							4	17:44:11.672	<b>44.748</b>	+0.229	16.772	16.733	11.243

Orbits



INT. ADAC Kartrennen Ampfing

X30 SENIOR

Ampfing 1,063 Km

Test-Session 4 odd

10.05.2024 17:40

Practice (15:00 Time) started at 17:40:12

Lap	Time of Day	Lap Tm	Diff	S1 Tm	S2 Tm	S3 Tm	Lap	Time of Day	Lap Tm	Diff	S1 Tm	S2 Tm	S3 Tm
5	17:44:56.409	<b>44.737</b>	+0.218	16.792	16.804	11.141	4	17:45:52.720	<b>44.713</b>	+0.037	16.788	16.720	11.205
6	17:45:40.928	<b>44.519</b>		16.699	<b>16.629</b>	11.191	5	17:46:37.715	<b>44.995</b>	+0.319	16.836	16.708	11.451
7	17:46:25.514	<b>44.586</b>	+0.067	16.702	16.729	11.155	6	17:47:22.477	<b>44.762</b>	+0.086	16.886	<b>16.625</b>	11.251
8	17:47:10.186	<b>44.672</b>	+0.153	16.806	16.786	<b>11.080</b>	7	17:48:09.382	<b>46.905</b>	+2.229	18.882	16.894	<b>11.129</b>
9	17:47:54.743	<b>44.557</b>	+0.038	16.729	16.645	11.183	8	17:48:54.058	<b>44.676</b>		16.812	16.687	11.177
10	17:48:39.308	<b>44.565</b>	+0.046	16.729	16.738	11.098	9	17:49:39.154	<b>45.096</b>	+0.420	16.832	16.871	11.393
11	17:49:24.729	<b>45.421</b>	+0.902	16.738	16.723	11.960	10	17:50:24.148	<b>44.994</b>	+0.318	16.910	16.807	11.277
12	17:52:28.638	<b>303.909</b>	+2:19.990	2:35.783	16.926	11.200	11	17:51:08.992	<b>44.844</b>	+0.168	<b>16.776</b>	16.735	11.333
13	17:53:13.812	<b>45.174</b>	+0.655	16.940	17.020	11.214	12	17:51:54.213	<b>45.221</b>	+0.545	16.796	16.977	11.448
14	17:53:58.568	<b>44.756</b>	+0.237	16.766	16.841	11.149	13	17:52:39.141	<b>44.928</b>	+0.252	16.953	16.799	11.176
15	17:54:43.218	<b>44.650</b>	+0.131	16.800	16.710	11.140	14	17:53:24.081	<b>44.940</b>	+0.264	16.934	16.753	11.253
16	17:55:28.891	<b>45.673</b>	+1.154	16.732	16.736	12.205	15	17:54:08.976	<b>44.895</b>	+0.219	16.795	16.814	11.286
							16	17:54:53.857	<b>44.881</b>	+0.205	16.847	16.827	11.207
							17	17:55:39.949	<b>46.092</b>	+1.416	16.816	16.795	12.481
<b>(829) Lutz Ohsenbrink</b>													
1	17:41:53.482	<b>45.898</b>	+1.282	17.437	17.173	11.288							
2	17:42:38.614	<b>45.132</b>	+0.516	17.030	16.853	11.249							
3	17:43:23.464	<b>44.850</b>	+0.234	16.825	16.735	11.290							
4	17:44:08.246	<b>44.782</b>	+0.166	16.831	16.774	11.177							
5	17:44:52.862	<b>44.616</b>		16.740	16.725	<b>11.151</b>							
6	17:45:37.576	<b>44.714</b>	+0.098	16.821	<b>16.702</b>	11.191							
7	17:46:22.257	<b>44.681</b>	+0.065	<b>16.670</b>	16.820	11.191							
8	17:47:07.018	<b>44.761</b>	+0.145	16.775	16.708	11.278							
9	17:47:51.871	<b>44.853</b>	+0.237	16.800	16.720	11.333							
10	17:48:36.915	<b>45.044</b>	+0.428	16.800	16.779	11.465							
11	17:50:04.347	<b>1:27.432</b>	+42.816	59.350	16.862	11.220							
12	17:50:49.399	<b>45.052</b>	+0.436	16.873	16.858	11.321							
13	17:51:34.388	<b>44.989</b>	+0.373	16.773	16.929	11.287							
14	17:52:19.230	<b>44.842</b>	+0.226	16.844	16.825	11.173							
15	17:53:04.163	<b>44.933</b>	+0.317	16.785	16.881	11.267							
16	17:53:48.991	<b>44.828</b>	+0.212	16.801	16.809	11.218							
17	17:54:33.731	<b>44.740</b>	+0.124	16.777	16.765	11.198							
18	17:55:18.565	<b>44.834</b>	+0.218	16.786	16.831	11.217							
<b>(821) Manuel Wagner</b>													
1	17:42:01.647	<b>46.078</b>	+1.419	17.561	17.173	11.344							
2	17:42:48.430	<b>46.783</b>	+2.124	17.145	18.250	11.388							
3	17:43:33.364	<b>44.934</b>	+0.275	16.949	<b>16.767</b>	11.218							
4	17:44:18.023	<b>44.659</b>		16.719	16.798	<b>11.142</b>							
5	17:45:02.805	<b>44.782</b>	+0.123	<b>16.625</b>	16.938	11.219							
6	17:45:47.481	<b>44.676</b>	+0.017	16.726	16.781	11.169							
7	17:46:32.473	<b>44.992</b>	+0.333	16.793	16.833	11.366							
8	17:49:03.696	<b>2:31.223</b>	+1:46.564	2:02.923	16.943	11.357							
9	17:49:48.736	<b>45.040</b>	+0.381	16.858	16.923	11.259							
10	17:50:33.676	<b>44.940</b>	+0.281	16.801	16.895	11.244							
11	17:51:18.691	<b>45.015</b>	+0.356	16.827	16.825	11.363							
12	17:52:03.776	<b>45.085</b>	+0.426	16.829	16.915	11.341							
13	17:52:49.530	<b>45.754</b>	+1.095	17.581	16.909	11.264							
14	17:53:34.554	<b>45.024</b>	+0.365	16.803	16.908	11.313							
15	17:54:19.457	<b>44.903</b>	+0.244	16.866	16.811	11.226							
16	17:55:04.415	<b>44.958</b>	+0.299	16.890	16.789	11.279							
17	17:55:49.523	<b>45.108</b>	+0.449	16.839	16.958	11.311							
<b>(829) Lutz Ohsenbrink</b>													
1	17:42:01.647	<b>46.078</b>	+1.419	17.561	17.173	11.344							
2	17:42:48.430	<b>46.783</b>	+2.124	17.145	18.250	11.388							
3	17:43:33.364	<b>44.934</b>	+0.275	16.949	<b>16.767</b>	11.218							
4	17:44:18.023	<b>44.659</b>		16.719	16.798	<b>11.142</b>							
5	17:45:02.805	<b>44.782</b>	+0.123	<b>16.625</b>	16.938	11.219							
6	17:45:47.481	<b>44.676</b>	+0.017	16.726	16.781	11.169							
7	17:46:32.473	<b>44.992</b>	+0.333	16.793	16.833	11.366							
8	17:49:03.696	<b>2:31.223</b>	+1:46.564	2:02.923	16.943	11.357							
9	17:49:48.736	<b>45.040</b>	+0.381	16.858	16.923	11.259							
10	17:50:33.676	<b>44.940</b>	+0.281	16.801	16.895	11.244							
11	17:51:18.691	<b>45.015</b>	+0.356	16.827	16.825	11.363							
12	17:52:03.776	<b>45.085</b>	+0.426	16.829	16.915	11.341							
13	17:52:49.530	<b>45.754</b>	+1.095	17.581	16.909	11.264							
14	17:53:34.554	<b>45.024</b>	+0.365	16.803	16.908	11.313							
15	17:54:19.457	<b>44.903</b>	+0.244	16.866	16.811	11.226							
16	17:55:04.415	<b>44.958</b>	+0.299	16.890	16.789	11.279							
17	17:55:49.523	<b>45.108</b>	+0.449	16.839	16.958	11.311							
<b>(811) Karl Schmiederer</b>													
1	17:42:02.183	<b>46.293</b>	+1.612	17.617	17.291	11.385							
2	17:42:48.682	<b>46.499</b>	+1.818	17.003	18.130	11.366							
3	17:43:33.891	<b>45.209</b>	+0.528	16.960	16.875	11.374							
4	17:44:18.874	<b>44.983</b>	+0.302	16.948	16.841	<b>11.194</b>							
5	17:45:03.584	<b>44.710</b>	+0.029	<b>16.694</b>	16.784	11.232							
6	17:45:48.346	<b>44.762</b>	+0.081	16.772	16.787	11.203							
7	17:46:33.124	<b>44.778</b>	+0.097	16.773	16.755	11.250							
8	17:47:17.805	<b>44.681</b>		16.720	<b>16.749</b>	11.212							
9	17:48:02.807	<b>45.002</b>	+0.321	16.836	16.898	11.268							
10	17:48:47.880	<b>45.073</b>	+0.392	16.816	16.823	11.434							
11	17:50:02.394	<b>1:14.514</b>	+29.833	46.389	16.833	11.292							
12	17:50:47.439	<b>45.045</b>	+0.364	16.804	16.767	11.474							
13	17:51:32.436	<b>44.997</b>	+0.316	16.876	16.807	11.314							
14	17:52:17.332	<b>44.896</b>	+0.215	16.815	16.822	11.259							
15	17:53:02.247	<b>44.915</b>	+0.234	16.826	16.781	11.308							
16	17:53:47.158	<b>44.911</b>	+0.230	16.761	16.898	11.252							
17	17:54:32.140	<b>44.982</b>	+0.301	16.900	16.821	11.261							
18	17:55:17.289	<b>45.149</b>	+0.468	16.903	16.892	11.354							
<b>(833) Jannik Remmert</b>													
1	17:42:03.364	<b>49.615</b>	+4.828	19.561	18.136	11.918							
2	17:42:50.186	<b>46.822</b>	+2.035	17.993	17.365	11.464							
3	17:43:35.698	<b>45.512</b>	+0.725	17.329	16.959	11.224							
4	17:44:20.581	<b>44.883</b>	+0.096	16.883	16.792	11.208							
5	17:45:05.517	<b>44.936</b>	+0.149	16.930	16.790	11.216							
6	17:45:50.304	<b>44.787</b>		16.784	<b>16.689</b>	11.314							
7	17:46:35.190	<b>44.886</b>	+0.099	16.868	16.804	11.214							
8	17:47:20.009	<b>44.819</b>	+0.032	16.819	16.776	11.224							
9	17:48:04.982	<b>44.973</b>	+0.186	16.890	16.738	11.345							
10	17:49:49.108	<b>1:44.126</b>	+59.339	1:15.978	16.966	<b>11.182</b>							

INT. ADAC Kartrennen Ampfing

X30 SENIOR

Ampfing 1,063 Km


Test-Session 4 odd

10.05.2024 17:40

Practice (15:00 Time) started at 17:40:12

Lap	Time of Day	Lap Tm	Diff	S1 Tm	S2 Tm	S3 Tm	Lap	Time of Day	Lap Tm	Diff	S1 Tm	S2 Tm	S3 Tm
<b>(827) Julius Berthold</b>							13	17:52:00.039	<b>45.355</b>	+0.428	16.960	17.108	11.287
1	17:41:57.181	<b>46.610</b>	+1.815	17.529	17.509	11.572	14	17:52:45.398	<b>45.359</b>	+0.432	17.121	16.954	11.284
2	17:42:43.262	<b>46.081</b>	+1.286	17.656	17.008	11.417	15	17:53:30.768	<b>45.370</b>	+0.443	17.108	17.004	11.258
3	17:43:28.509	<b>45.247</b>	+0.452	16.951	17.013	11.283	16	17:54:15.926	<b>45.158</b>	+0.231	17.034	16.836	11.288
4	17:44:14.003	<b>45.494</b>	+0.699	16.819	16.896	11.779	17	17:55:01.655	<b>45.729</b>	+0.802	17.346	16.976	11.407
5	17:44:58.916	<b>44.913</b>	+0.118	16.897	16.835	<b>11.181</b>	18	17:55:56.163	<b>54.508</b>	+9.581	22.704	17.812	13.992
6	17:45:43.711	<b>44.795</b>		<b>16.719</b>	16.879	11.197	<b>(881) Jacob Trost</b>						
7	17:46:28.702	<b>44.991</b>	+0.196	16.859	16.857	11.275	1	17:41:56.307	<b>46.215</b>	+1.259	17.488	17.288	11.439
8	17:47:14.159	<b>45.457</b>	+0.662	16.789	17.317	11.351	2	17:42:42.103	<b>45.796</b>	+0.840	17.355	16.959	11.482
9	17:47:59.000	<b>44.841</b>	+0.046	16.772	<b>16.812</b>	11.257	3	17:43:27.622	<b>45.519</b>	+0.563	17.217	16.927	11.375
10	17:48:43.968	<b>44.968</b>	+0.173	16.865	16.869	11.234	4	17:44:14.202	<b>46.580</b>	+1.624	16.907	17.440	12.233
11	17:49:29.388	<b>45.420</b>	+0.625	16.820	17.216	11.384	5	17:44:59.990	<b>45.788</b>	+0.832	17.050	16.905	11.833
12	17:50:14.756	<b>1:25.368</b>	+40.573	57.127	16.868	11.373	6	17:45:45.390	<b>45.400</b>	+0.444	17.007	17.024	11.369
13	17:51:00.040	<b>45.284</b>	+0.489	16.920	16.948	11.416	7	17:46:31.077	<b>45.687</b>	+0.731	16.888	17.253	11.546
14	17:52:25.118	<b>45.078</b>	+0.283	16.881	16.901	11.296	8	17:47:16.149	<b>45.072</b>	+0.116	16.902	16.850	11.320
15	17:53:10.320	<b>45.202</b>	+0.407	16.907	16.889	11.406	9	17:48:01.113	<b>44.964</b>	+0.008	<b>16.815</b>	16.843	11.306
16	17:53:55.557	<b>45.237</b>	+0.442	16.961	16.930	11.346	10	17:48:46.297	<b>45.184</b>	+0.228	16.875	16.996	11.313
17	17:54:41.155	<b>45.598</b>	+0.803	16.927	17.031	11.640	11	17:50:01.626	<b>1:15.329</b>	+30.373	47.123	16.883	11.323
18	17:55:27.245	<b>46.090</b>	+1.295	16.928	16.962	12.200	12	17:50:46.794	<b>45.168</b>	+0.212	16.900	16.941	11.327
<b>(855) Matti Klasen</b>							13	17:51:31.966	<b>45.172</b>	+0.216	16.954	16.887	11.331
1	17:42:04.722	<b>46.452</b>	+1.598	17.517	17.301	11.634	14	17:52:17.208	<b>45.242</b>	+0.286	16.983	16.863	11.396
2	17:42:50.871	<b>46.149</b>	+1.295	17.178	17.244	11.727	15	17:53:02.712	<b>45.504</b>	+0.548	17.185	16.920	11.399
3	17:43:36.380	<b>45.509</b>	+0.655	17.263	16.930	11.316	16	17:53:47.668	<b>44.956</b>		16.843	<b>16.809</b>	11.304
4	17:44:21.383	<b>45.003</b>	+0.149	16.909	16.780	11.314	17	17:54:33.032	<b>45.364</b>	+0.408	16.882	17.070	11.412
5	17:45:06.535	<b>45.152</b>	+0.298	17.007	16.829	11.316	18	17:55:18.367	<b>45.335</b>	+0.379	16.997	17.037	<b>11.301</b>
6	17:45:52.208	<b>45.673</b>	+0.819	16.927	16.842	11.904	<b>(853) Devin Leon Ucar</b>						
7	17:47:15.148	<b>1:22.940</b>	+38.086	54.549	17.110	11.281	1	17:41:51.605	<b>46.313</b>	+1.277	17.473	17.338	11.502
8	17:48:00.715	<b>45.567</b>	+0.713	16.877	17.286	11.404	2	17:42:37.017	<b>45.412</b>	+0.376	17.077	17.090	11.245
9	17:48:45.569	<b>44.854</b>		<b>16.789</b>	<b>16.741</b>	11.324	3	17:43:22.209	<b>45.192</b>	+0.156	16.922	16.953	11.317
10	17:49:30.921	<b>45.352</b>	+0.498	16.995	16.970	11.387	4	17:44:07.442	<b>45.233</b>	+0.197	16.996	17.026	<b>11.211</b>
11	17:50:16.801	<b>45.880</b>	+1.026	16.905	17.146	11.829	5	17:44:52.511	<b>45.069</b>	+0.033	16.970	16.884	11.215
12	17:51:42.986	<b>1:26.185</b>	+41.331	57.059	17.737	11.389	6	17:45:37.976	<b>45.465</b>	+0.429	16.997	17.201	11.267
13	17:52:28.286	<b>45.300</b>	+0.446	17.022	16.869	11.409	7	17:46:23.012	<b>45.036</b>		<b>16.899</b>	16.911	11.226
14	17:53:14.469	<b>46.183</b>	+1.329	17.175	17.751	<b>11.257</b>	8	17:47:08.330	<b>45.318</b>	+0.282	16.907	17.123	11.288
15	17:53:59.805	<b>45.336</b>	+0.482	17.022	16.981	11.333	9	17:47:53.620	<b>45.290</b>	+0.254	16.993	16.990	11.307
16	17:54:45.243	<b>45.438</b>	+0.584	17.107	16.929	11.402	10	17:48:38.797	<b>45.177</b>	+0.141	16.985	16.966	11.226
17	17:55:32.327	<b>47.084</b>	+2.230	17.175	17.155	12.754	11	17:49:24.180	<b>45.383</b>	+0.347	16.974	<b>16.871</b>	11.538
<b>(845) Jan Waibel</b>							12	17:51:41.157	<b>2:16.977</b>	+1:31.941	1:48.794	16.936	11.247
1	17:42:00.202	<b>47.097</b>	+2.218	17.476	17.563	12.058	13	17:52:26.657	<b>45.500</b>	+0.464	17.103	17.021	11.376
2	17:42:46.316	<b>46.114</b>	+1.235	17.480	16.946	11.688	14	17:53:12.143	<b>45.486</b>	+0.450	16.974	17.195	11.317
3	17:43:31.569	<b>45.253</b>	+0.374	17.033	16.834	11.386	15	17:53:57.409	<b>45.266</b>	+0.230	16.962	17.024	11.280
4	17:44:17.115	<b>45.546</b>	+0.667	17.069	17.155	11.322	16	17:54:42.686	<b>45.277</b>	+0.241	16.962	16.952	11.363
5	17:45:02.274	<b>45.159</b>	+0.280	16.762	17.152	<b>11.245</b>	17	17:55:28.874	<b>46.188</b>	+1.152	17.008	17.129	12.051
6	17:45:47.153	<b>44.879</b>		<b>16.756</b>	<b>16.758</b>	11.365	<b>(843) Luis Simon</b>						
7	17:46:32.541	<b>45.388</b>	+0.509	16.894	17.199	11.295	1	17:42:06.300	<b>46.341</b>	+1.414	17.530	17.278	11.533
8	17:47:17.486	<b>44.945</b>	+0.066	16.786	16.832	11.327	2	17:42:51.802	<b>45.502</b>	+0.575	17.220	17.037	11.245
9	17:48:02.559	<b>45.073</b>	+0.194	16.939	16.817	11.317	3	17:43:37.477	<b>45.675</b>	+0.748	17.308	16.967	11.400
10	17:48:47.459	<b>44.900</b>	+0.021	16.772	16.779	11.349	4	17:44:22.570	<b>45.093</b>	+0.166	16.984	16.911	11.198
11	17:49:32.712	<b>45.253</b>	+0.374	16.924	16.857	11.472	5	17:45:07.579	<b>45.009</b>	+0.082	16.965	<b>16.819</b>	11.225
12	17:50:17.775	<b>45.063</b>	+0.184	16.866	16.863	11.334	6	17:45:52.910	<b>45.331</b>	+0.404	<b>16.867</b>	16.854	11.610
13	17:51:03.023	<b>45.248</b>	+0.369	17.047	16.928	11.273	7	17:47:28.576	<b>1:35.666</b>	+50.739	1:04.378	19.660	11.628
14	17:51:48.118	<b>45.095</b>	+0.216	16.861	16.907	11.327	8	17:48:14.149	<b>45.573</b>	+0.646	17.311	16.936	11.326
15	17:52:33.814	<b>45.696</b>	+0.817	17.346	16.969	11.381	9	17:48:59.076	<b>44.927</b>		16.912	16.834	<b>11.181</b>
16	17:53:19.015	<b>45.201</b>	+0.322	16.961	16.903	11.337	10	17:49:44.212	<b>45.136</b>	+0.209	16.962	16.917	11.257
17	17:54:04.159	<b>45.144</b>	+0.265	16.866	16.919	11.359	11	17:50:29.307	<b>45.095</b>	+0.168	16.929	16.878	11.288
18	17:54:49.553	<b>45.394</b>	+0.515	17.064	16.961	11.369	12	17:51:14.684	<b>45.377</b>	+0.450	17.082	16.986	11.309
19	17:55:35.291	<b>45.738</b>	+0.859	17.166	16.966	11.606							

Orbits





### X30 SENIOR

### Test-Session 4 even

Track length: 1.063 Km

Session Started: 18:00:09

Best Lap by: 822 - Elia Weiss - 44,198

Rank	#	Driver	Nat	Sponsor Entrant	Nat	License E-License	Make	laps	Best Lap	Diff	In Lap	Penalty
1	822	Elia Weiss	DEU	DSK e.V. Ja zum Motorsport SIM-ON	DEU	ITG38504 KBF39246	Kosmic/IAME/Komet	17	44.198		6	
2	802	Nando Weixelbaumer	AUT	Valier Motorsport	DEU	ITEJK2078 KBF39300	Energy/IAME/Komet	12	44.295	0.097	8	
3	810	Daniel Guinchard	GBR	SFR Motorsport	GBR	ITC-C292117 IBL368379	KR/IAME/Komet	13	44.329	0.131	11	
4	820	Felix Maurer	DEU	DUTT MOTORSPORT by FENSTER.com	LUX	NKA41244 IBLK867	Tony Kart/IAME/Komet	19	44.344	0.146	5	
5	854	Daniel Brozovic	DEU	TR Motorsport	DEU	ITE 42036 KBF23400	OTK/IAME/Komet	18	44.394	0.196	7	
6	830	Max Hezel	DEU	ADAC Hessen-Thüringen e.V. CV Performance Group	DEU	ITF38265 BIF38321	KR/IAME/Komet	19	44.495	0.297	6	
7	890	Leonard Hocker	DEU	RS-Motorsport	DEU	NKA22440 KBF40372	CRG/IAME/Komet	17	44.592	0.394	6	
8	844	Kevin Wagner	DEU	MSC-Langenfeld e. V. im ADAC Valier Motorsport	DEU	ITE 11828 KBF39300	Energy/IAME/Komet	16	44.596	0.398	7	
9	812	Rocco Curcio	DEU	Valier Motorsport	DEU	ITE29607 KBF15727	Energy/IAME/Komet	16	44.635	0.437	7	
10	904	Tobias Feeser	DEU	Sonja Feeser	DEU	ITE13863 BEK1198789	KR/IAME/Komet	16	44.668	0.470	8	
11	876	Cemil Bayyati	DEU	Dörr Motorsport	DEU	ITG15366 BIF38420	KR/IAME/Komet	17	44.675	0.477	15	
12	816	Elias Schorneck	DEU	VDB Kart Racing	DEU	ITE40538 KBF10478	Tony Kart/IAME/Komet	15	44.692	0.494	11	
13	808	Eric Wess	DEU	Kartshop Ampfing	DEU	NKA38485 KBF25142	Drago Corse/IAME/Komet	17	44.718	0.520	7	
14	884	Davin Singer	DEU	ADAC Südbaden e.V. CV Performance Group	DEU	ITE 23384 BIF38321	KR/IAME/Komet	16	44.763	0.565	6	
15	888	Louis Schütze	DEU	RF Racing	DEU	ITE 17941 KBF41358	KR/IAME/Komet	18	44.799	0.601	10	
16	818	Matthy Vandebroek	DEU	VDB Kart Racing	DEU	ITE 11491 KBF10478	Tony Kart/IAME/Komet	19	44.805	0.607	8	
17	864	Marc Gerstenkorn	CHE	Kartshop Ampfing	DEU	ITF375 BIF25142	Drago Corse/IAME/Komet	17	44.814	0.616	5	
18	898	Hawk Baylaan White	GBR	AT Motorsport	DEU	ITE40903 BIC38996	Exprit/IAME/Komet	19	44.844	0.646	14	
19	836	Max Ohsenbrink	DEU	KSL Racing Team	DEU	ITE18670 KBF1304585	Alonso/IAME/Komet	18	44.860	0.662	9	
20	824	Noel Honguero	DEU	VDB Kart Racing	DEU	NKA39248 KBF10478	Tony Kart/IAME/Komet	17	45.008	0.810	13	
21	806	Moritz Fischer	DEU	ADAC Pfalz e.V. DUTT MOTORSP. by FENSTER.COM	LUX	NKA26409 IBLK867	Tony Kart/IAME/Komet	10	45.061	0.863	7	
22	872	Tobias Burgstahler	DEU	ADAC Württemberg e.V. Stern Motorsport	DEU	NKA38364 KBF38195	KR/IAME/Komet	17	45.199	1.001	12	
23	814	Nina Aptsiauri	GEO	CRG Deutschland	DEU	ITF230054 KBF18122	CRG/IAME/Komet	14	45.507	1.309	5	


Timekeeper  
M.Riehmers

Race Director  
H.Seidel

Page 1/1

These results are provisional until the conclusion of any judicial and technical matters!

Printed: 10.05.2024 / 18:16



INT. ADAC Kartrennen Ampfing

X30 SENIOR

Ampfing 1,063 Km

Test-Session 4 even

10.05.2024 18:00

Practice (15:00 Time) started at 18:00:09

Lap	Time of Day	Lap Tm	Diff	S1 Tm	S2 Tm	S3 Tm
<b>(822) Elia Weiss</b>						
1	18:02:01.083	<b>46.101</b>	+1.903	17.506	17.212	11.383
2	18:02:46.093	<b>45.010</b>	+0.812	16.906	16.900	11.204
3	18:03:30.705	<b>44.612</b>	+0.414	16.753	16.718	11.141
4	18:04:15.336	<b>44.631</b>	+0.433	16.723	16.787	11.121
5	18:04:59.899	<b>44.563</b>	+0.365	16.704	16.713	11.146
6	18:05:44.097	<b>44.198</b>		<b>16.507</b>	<b>16.614</b>	<b>11.077</b>
7	18:06:28.533	<b>44.436</b>	+0.238	16.586	16.666	11.184
8	18:07:13.169	<b>44.636</b>	+0.438	16.614	16.686	11.336
9	18:07:57.643	<b>44.474</b>	+0.276	16.649	16.677	11.148
10	18:08:42.200	<b>44.557</b>	+0.359	16.615	16.717	11.225
11	18:09:26.950	<b>44.750</b>	+0.552	16.637	16.690	11.423
12	18:12:04.934	<b>2:37.984</b>	+1:53.786	2:09.950	16.807	11.227
13	18:12:49.859	<b>44.925</b>	+0.727	16.916	16.812	11.197
14	18:13:34.452	<b>44.593</b>	+0.395	16.763	16.683	11.147
15	18:14:19.118	<b>44.666</b>	+0.468	16.723	16.857	11.086
16	18:15:03.598	<b>44.480</b>	+0.282	16.659	16.690	11.131
17	18:15:50.431	<b>46.833</b>	+2.635	16.709	16.940	13.184

<b>(802) Nando Weixelbaumer</b>						
1	18:01:53.532	<b>45.743</b>	+1.448	17.302	17.145	11.296
2	18:02:38.578	<b>45.046</b>	+0.751	16.901	16.902	11.243
3	18:03:23.312	<b>44.734</b>	+0.439	16.868	16.725	11.141
4	18:04:08.254	<b>44.942</b>	+0.647	16.906	16.801	11.235
5	18:04:52.906	<b>44.652</b>	+0.357	16.733	16.691	11.228
6	18:05:37.377	<b>44.471</b>	+0.176	16.635	16.725	11.111
7	18:06:21.683	<b>44.306</b>	+0.011	16.615	<b>16.585</b>	11.106
8	18:07:05.978	<b>44.295</b>		<b>16.697</b>	16.606	<b>11.092</b>
9	18:07:50.383	<b>44.405</b>	+0.110	16.621	16.624	11.160
10	18:08:34.822	<b>44.439</b>	+0.144	16.633	16.618	11.188
11	18:09:19.343	<b>44.521</b>	+0.226	16.787	16.597	11.137
12	18:10:04.597	<b>45.254</b>	+0.959	16.713	16.643	11.898

<b>(810) Daniel Guinchard</b>						
1	18:04:01.918	<b>45.777</b>	+1.448	17.360	17.069	11.348
2	18:04:46.977	<b>45.059</b>	+0.730	16.973	16.896	11.190
3	18:05:31.587	<b>44.610</b>	+0.281	16.717	16.715	11.178
4	18:06:16.151	<b>44.564</b>	+0.235	16.686	16.623	11.255
5	18:07:00.596	<b>44.445</b>	+0.116	16.681	<b>16.606</b>	11.158
6	18:07:44.987	<b>44.391</b>	+0.062	16.570	16.701	11.120
7	18:08:29.717	<b>44.730</b>	+0.401	16.629	16.676	11.425
8	18:10:26.961	<b>1:57.244</b>	+1:12.915	1:29.171	16.837	11.236
9	18:11:11.550	<b>44.589</b>	+0.260	16.730	16.745	11.114
10	18:11:55.980	<b>44.430</b>	+0.101	16.584	16.751	<b>11.095</b>
11	18:12:40.309	<b>44.329</b>		<b>16.556</b>	16.651	11.122
12	18:13:24.936	<b>44.627</b>	+0.298	16.776	16.709	11.142
13	18:14:15.051	<b>50.115</b>	+5.786	16.767	20.364	12.984

<b>(820) Felix Maurer</b>						
1	18:02:04.668	<b>46.438</b>	+2.094	17.600	17.488	11.350
2	18:02:50.050	<b>45.382</b>	+1.038	17.014	16.840	11.528
3	18:03:34.620	<b>44.570</b>	+0.226	16.770	<b>16.668</b>	11.132
4	18:04:19.390	<b>44.770</b>	+0.426	16.740	16.798	11.232
5	18:05:03.734	<b>44.344</b>		<b>16.537</b>	16.693	<b>11.114</b>
6	18:05:48.507	<b>44.773</b>	+0.429	16.774	16.727	11.272
7	18:06:33.212	<b>44.705</b>	+0.361	16.724	16.725	11.256
8	18:07:17.732	<b>44.520</b>	+0.176	16.620	16.691	11.209
9	18:08:02.338	<b>44.606</b>	+0.262	16.636	16.716	11.254
10	18:08:46.865	<b>44.527</b>	+0.183	16.636	16.672	11.219
11	18:09:31.593	<b>44.728</b>	+0.384	16.756	16.769	11.203
12	18:10:16.148	<b>44.555</b>	+0.211	16.644	16.750	11.161
13	18:11:00.957	<b>44.809</b>	+0.465	16.712	16.786	11.311
14	18:11:45.777	<b>44.820</b>	+0.476	16.742	16.846	11.232
15	18:12:30.475	<b>44.698</b>	+0.354	16.638	16.832	11.228
16	18:13:15.210	<b>44.735</b>	+0.391	16.710	16.778	11.247
17	18:14:00.250	<b>45.040</b>	+0.696	16.952	16.860	11.228
18	18:14:44.950	<b>44.700</b>	+0.356	16.709	16.768	11.223
19	18:15:29.647	<b>44.697</b>	+0.353	16.661	16.765	11.271

<b>(854) Daniel Brozovic</b>						
1	18:02:01.985	<b>46.360</b>	+1.966	17.760	17.232	11.368
2	18:02:47.106	<b>45.121</b>	+0.727	16.922	16.937	11.262
3	18:03:31.811	<b>44.705</b>	+0.311	16.748	16.809	11.148

Lap	Time of Day	Lap Tm	Diff	S1 Tm	S2 Tm	S3 Tm
4	18:04:16.512	<b>44.701</b>	+0.307	16.749	16.752	11.200
5	18:05:01.008	<b>44.496</b>	+0.102	16.619	16.764	11.113
6	18:05:45.420	<b>44.412</b>	+0.018	16.592	16.726	<b>11.094</b>
7	18:06:29.814	<b>44.394</b>		16.570	<b>16.702</b>	11.122
8	18:07:14.209	<b>44.395</b>	+0.001	16.548	16.749	11.098
9	18:07:58.755	<b>44.546</b>	+0.152	16.587	16.795	11.164
10	18:08:43.417	<b>44.662</b>	+0.268	16.691	16.814	11.157
11	18:09:28.063	<b>44.646</b>	+0.252	16.680	16.801	11.165
12	18:10:12.591	<b>44.528</b>	+0.134	<b>16.534</b>	16.836	11.158
13	18:10:57.293	<b>44.702</b>	+0.308	16.613	16.738	11.351
14	18:12:54.916	<b>1:57.623</b>	+1:13.229	1:29.497	16.924	11.202
15	18:13:39.548	<b>44.632</b>	+0.238	16.652	16.802	11.178
16	18:14:24.311	<b>44.763</b>	+0.369	16.744	16.763	11.256
17	18:15:09.063	<b>44.752</b>	+0.358	16.669	16.912	11.171
18	18:15:54.982	<b>45.919</b>	+1.525	16.751	16.832	12.336

<b>(830) Max Hezel</b>						
1	18:01:51.145	<b>45.689</b>	+1.194	17.237	17.018	11.434
2	18:02:36.261	<b>45.116</b>	+0.621	16.954	16.867	11.295
3	18:03:21.170	<b>44.909</b>	+0.414	16.939	16.793	11.177
4	18:04:05.873	<b>44.703</b>	+0.208	16.830	16.667	11.206
5	18:04:51.499	<b>45.626</b>	+1.131	17.781	<b>16.624</b>	11.221
6	18:05:35.994	<b>44.495</b>		<b>16.567</b>	16.699	11.229
7	18:06:20.531	<b>44.537</b>	+0.042	16.582	16.729	11.226
8	18:07:05.036	<b>44.505</b>	+0.010	16.681	16.690	<b>11.134</b>
9	18:07:49.693	<b>44.657</b>	+0.162	16.708	16.652	11.297
10	18:08:35.138	<b>45.445</b>	+0.950	17.539	16.649	11.257
11	18:09:19.926	<b>44.788</b>	+0.293	16.650	16.928	11.210
12	18:10:04.629	<b>44.703</b>	+0.208	16.693	16.744	11.266
13	18:10:49.397	<b>44.768</b>	+0.273	16.722	16.798	11.248
14	18:11:34.185	<b>44.788</b>	+0.293	16.770	16.753	11.265
15	18:12:18.970	<b>44.785</b>	+0.290	16.768	16.755	11.262
16	18:13:03.714	<b>44.744</b>	+0.249	16.774	16.742	11.228
17	18:13:48.399	<b>44.685</b>	+0.190	16.703	16.762	11.220
18	18:14:34.464	<b>46.065</b>	+1.570	17.714	17.091	11.260
19	18:15:21.193	<b>46.729</b>	+2.234	16.818	16.826	13.085

<b>(890) Leonard Hocker</b>						
1	18:01:50.899	<b>46.154</b>	+1.562	17.422	17.342	11.390
2	18:02:36.268	<b>45.369</b>	+0.777	16.917	17.047	11.405
3	18:03:21.554	<b>45.286</b>	+0.694	17.211	16.831	11.244
4	18:04:06.246	<b>44.692</b>	+0.100	16.714	16.829	11.149
5	18:04:50.960	<b>44.714</b>	+0.122	16.684	16.831	11.199
6	18:05:35.552	<b>44.592</b>		16.650	<b>16.787</b>	11.155
7	18:06:20.348	<b>44.796</b>	+0.204	16.674	16.939	11.183
8	18:07:05.464	<b>45.116</b>	+0.524	16.643	17.056	11.417
9	18:09:07.382	<b>2:01.918</b>	+1:17.326	1:33.681	17.012	11.225
10	18:09:52.518	<b>45.136</b>	+0.544	16.727	17.038	11.371
11	18:10:37.727	<b>45.209</b>	+0.617	16.692	16.840	11.677
12	18:11:22.437	<b>44.710</b>	+0.118	16.657	16.861	11.192
13	18:12:07.170	<b>44.733</b>	+0.141	16.692	16.900	<b>11.141</b>
14	18:12:51.963	<b>44.793</b>	+0.201	16.688	16.883	11.222
15	18:13:37.088	<b>45.125</b>	+0.533	16.752	17.136	11.237
16	18:14:21.961	<b>44.873</b>	+0.281	16.714	16.907	11.252
17	18:15:08.094	<b>46.133</b>	+1.541	<b>16.627</b>	16.933	12.573

<b>(844) Kevin Wagner</b>						
1	18:01:54.821	<b>45.872</b>	+1.276	17.341	17.172	11.359
2	18:02:39.979	<b>45.158</b>	+0.562	16.950	16.886	11.322
3	18:03:24.810	<b>44.831</b>	+0.235	16.806	16.816	11.209
4	18:04:09.522	<b>44.712</b>	+0.116	16.744	<b>16.727</b>	11.241
5	18:04:54.238	<b>44.716</b>	+0.120	16.734	16.756	11.226
6	18:05:38.967	<b>44.729</b>	+0.133	16.715	16.770	11.244
7	18:06:23.563	<b>44.596</b>		16.688	16.731	<b>11.177</b>
8	18:07:08.190	<b>44.627</b>	+0.031	<b>16.641</b>	16.755	11.231
9	18:07:54.219	<b>46.029</b>	+1.433	16.812	17.970	11.247
10	18:08:38.938	<b>44.719</b>	+0.123	16.678	16.742	11.299
11	18:09:23.690	<b>44.752</b>	+0.156	16.731	16.797	11.224
12	18:10:08.676	<b>44.986</b>	+0.390	16.739	16.951	11.296
13	18:10:53.429	<b>44.763</b>	+0.157	1		

INT. ADAC Kartrennen Ampfing

X30 SENIOR

Ampfing 1,063 Km

Test-Session 4 even

10.05.2024 18:00

Practice (15:00 Time) started at 18:00:09

Lap	Time of Day	Lap Tm	Diff	S1 Tm	S2 Tm	S3 Tm
<b>(812) Rocco Curcio</b>						
1	18:02:03.265	47.117	+2.482	17.835	17.709	11.573
2	18:02:48.599	45.334	+0.699	17.066	17.068	11.200
3	18:03:33.588	44.989	+0.354	16.912	16.898	11.179
4	18:04:18.361	44.773	+0.138	16.791	16.748	11.234
5	18:05:03.153	44.792	+0.157	16.814	16.817	11.161
6	18:05:47.899	44.746	+0.111	16.674	16.803	11.269
7	18:06:32.534	44.635		16.677	16.784	11.174
8	18:07:17.283	44.749	+0.114	16.791	16.786	11.172
9	18:08:02.135	44.852	+0.217	16.766	16.880	11.206
10	18:08:47.175	45.040	+0.405	16.989	16.844	11.207
11	18:09:31.858	44.683	+0.048	16.756	16.779	11.148
12	18:10:16.527	44.669	+0.034	16.717	16.790	11.162
13	18:11:01.404	44.877	+0.242	16.730	16.829	11.318
14	18:13:42.009	2:40.605	+1:55.970	2:12.365	16.975	11.265
15	18:14:26.969	44.960	+0.325	16.873	16.830	11.257
16	18:15:11.729	44.760	+0.125	16.814	16.752	11.194

<b>(904) Tobias Feeser</b>						
1	18:02:19.533	46.653	+1.985	17.743	17.441	11.469
2	18:03:04.903	45.370	+0.702	17.114	16.972	11.284
3	18:03:49.984	45.081	+0.413	16.907	16.831	11.343
4	18:04:34.896	44.912	+0.244	16.874	16.805	11.233
5	18:05:19.651	44.755	+0.087	16.834	16.739	11.182
6	18:06:04.383	44.732	+0.064	16.718	16.856	11.158
7	18:06:49.483	45.100	+0.432	16.709	16.728	11.663
8	18:07:34.151	44.668		16.695	16.729	11.244
9	18:08:19.612	45.461	+0.793	16.814	16.843	11.804
10	18:10:59.970	2:40.358	+1:55.690	2:11.881	17.248	11.229
11	18:11:45.127	45.157	+0.489	17.020	16.857	11.280
12	18:12:30.139	45.012	+0.344	16.845	16.843	11.224
13	18:13:15.409	45.270	+0.602	16.917	17.169	11.284
14	18:14:00.590	45.181	+0.513	17.149	16.845	11.187
15	18:14:45.339	44.749	+0.081	16.722	16.783	11.244
16	18:15:30.049	44.710	+0.042	16.711	16.832	11.167

<b>(876) Cemil Bayyati</b>						
1	18:02:18.040	47.257	+2.582	17.890	17.901	11.466
2	18:03:03.579	45.539	+0.864	17.118	17.146	11.275
3	18:03:48.737	45.158	+0.483	16.945	16.972	11.241
4	18:04:33.808	45.071	+0.396	16.917	16.972	11.182
5	18:05:18.733	44.925	+0.250	16.905	16.838	11.182
6	18:06:03.578	44.845	+0.170	16.818	16.853	11.174
7	18:06:48.450	44.872	+0.197	16.914	16.840	11.118
8	18:07:34.328	45.878	+1.203	16.868	16.795	12.215
9	18:09:05.639	1:31.311	+46.636	1:03.023	17.042	11.246
10	18:09:50.624	44.985	+0.310	16.889	16.881	11.215
11	18:10:35.636	45.012	+0.337	16.908	16.894	11.210
12	18:11:20.646	45.010	+0.335	16.832	16.930	11.248
13	18:12:05.463	44.817	+0.142	16.795	16.901	11.121
14	18:12:50.301	44.838	+0.163	16.750	16.875	11.213
15	18:13:34.976	44.675		16.744	16.790	11.141
16	18:14:19.809	44.833	+0.158	16.810	16.891	11.132
17	18:15:07.050	47.241	+2.566	16.805	16.937	13.499

<b>(816) Elias Schorneck</b>						
1	18:02:05.227	47.354	+2.662	18.182	17.664	11.508
2	18:02:51.003	45.776	+1.084	17.160	17.123	11.493
3	18:03:36.026	45.023	+0.331	16.933	16.893	11.197
4	18:04:20.917	44.891	+0.199	16.876	16.778	11.237
5	18:05:05.771	44.854	+0.162	16.875	16.798	11.181
6	18:05:50.559	44.788	+0.096	16.779	16.704	11.305
7	18:06:35.303	44.744	+0.052	16.813	16.660	11.271
8	18:07:20.135	44.832	+0.140	16.835	16.772	11.225
9	18:08:04.993	44.858	+0.166	16.866	16.831	11.161
10	18:08:49.746	44.753	+0.061	16.755	16.752	11.246
11	18:09:34.438	44.692		16.746	16.766	11.180
12	18:10:19.571	45.133	+0.441	17.002	16.854	11.277
13	18:11:52.938	1:33.367	+48.675	1:05.007	17.019	11.341
14	18:12:42.394	49.456	+4.764	16.930	20.954	11.572
15	18:13:28.791	46.397	+1.705	17.024	16.942	12.431

<b>(808) Eric Wess</b>						
1	18:02:03.723	47.388	+2.670	18.231	17.574	11.583

<b>(884) Davin Singer</b>						
2	18:02:49.170	45.447	+0.729	17.188	17.006	11.253
3	18:03:34.299	45.129	+0.411	17.003	16.838	11.288
4	18:04:19.144	44.845	+0.127	16.870	16.704	11.271
5	18:05:04.096	44.952	+0.234	16.974	16.776	11.202
6	18:05:48.840	44.744	+0.026	16.792	16.686	11.266
7	18:06:33.558	44.718		16.716	16.722	11.280
8	18:07:18.646	45.088	+0.370	16.886	16.760	11.442
9	18:08:03.777	45.131	+0.413	16.794	17.023	11.314
10	18:08:48.588	44.811	+0.093	16.740	16.823	11.248
11	18:09:33.529	44.941	+0.223	16.770	16.852	11.319
12	18:10:18.548	45.019	+0.301	16.829	16.797	11.393
13	18:11:03.617	45.069	+0.351	16.937	16.856	11.276
14	18:11:48.718	45.101	+0.383	16.889	16.872	11.340
15	18:12:33.838	45.120	+0.402	16.922	16.845	11.353
16	18:13:18.956	45.118	+0.400	16.898	16.856	11.364
17	18:14:04.950	45.994	+1.276	16.968	16.829	12.197

<b>(888) Louis Schütze</b>						
1	18:01:52.522	46.268	+1.505	17.487	17.374	11.407
2	18:02:37.961	45.439	+0.676	17.040	17.088	11.311
3	18:03:23.046	45.085	+0.322	16.901	16.955	11.229
4	18:04:08.396	45.350	+0.587	16.924	16.886	11.540
5	18:04:53.295	44.899	+0.136	16.840	16.863	11.196
6	18:05:38.058	44.763		16.728	16.856	11.179
7	18:06:23.064	45.006	+0.243	16.825	16.951	11.230
8	18:07:07.973	44.909	+0.146	16.733	16.926	11.250
9	18:07:53.053	45.080	+0.317	16.762	17.083	11.235
10	18:08:38.135	45.082	+0.319	16.822	16.900	11.360
11	18:10:20.622	1:42.487	+57.724	1:14.144	17.031	11.312
12	18:11:05.823	45.201	+0.438	16.893	16.963	11.345
13	18:11:50.865	45.042	+0.279	16.800	16.986	11.256
14	18:12:35.994	45.129	+0.366	16.814	17.010	11.305
15	18:13:21.086	45.092	+0.329	16.829	16.923	11.340
16	18:14:06.906	45.820	+1.057	16.876	16.907	12.037

<b>(888) Louis Schütze</b>						
1	18:02:02.635	46.823	+2.024	17.840	17.534	11.449
2	18:02:48.072	45.437	+0.638	17.117	17.052	11.268
3	18:03:33.128	45.056	+0.257	16.987	16.837	11.232
4	18:04:18.109	44.981	+0.182	16.863	16.794	11.324
5	18:05:02.992	44.883	+0.084	16.810	16.820	11.253
6	18:05:48.246	45.254	+0.455	17.042	16.859	11.353
7	18:06:33.296	45.050	+0.251	16.761	16.786	11.503
8	18:07:18.150	44.854	+0.055	16.842	16.795	11.217
9	18:08:03.057	44.907	+0.108	16.852	16.801	11.254
10	18:08:47.856	44.799		16.755	16.820	11.224
11	18:09:32.954	45.098	+0.299	16.817	16.871	11.410
12	18:11:09.032	1:36.078	+51.279	1:07.844	16.936	11.298
13	18:11:54.158	45.126	+0.327	16.892	16.892	11.342
14	18:12:39.120	44.962	+0.163	16.823	16.878	11.261
15	18:13:24.080	44.960	+0.161	16.836	16.830	11.294
16	18:14:09.194	45.114	+0.315	16.853	16.894	11.367
17	18:14:54.301	45.107	+0.308	16.958	16.844	11.305
18	18:15:39.235	44.934	+0.135	16.829	16.811	11.294

<b>(818) Matthy Vandebroek</b>						
1	18:02:07.626	49.859	+5.054	17.757	19.916	12.186
2	18:02:53.464	45.838	+1.033	17.254	17.116	11.468
3	18:03:38.766	45.302	+0.497	16.977	16.930	11.395
4	18:04:23.791	45.025	+0.220	16.930	16.779	11.316
5	18:05:08.739	44.948	+0.143	16.860	16.826	11.262
6	18:05:53.894	45.155	+0.350	16.807	17.003	11.345
7	18:06:38.801	44.907	+0.102	16.801	16.778	11.328
8	18:07:23.606	44.805		16.691	16.764	11.350
9	18:08:08.568	44.962	+0.157	16.910	16.777	11.275
10	18:08:53.427	44.859	+0.054	16.776	16.761	11.322
11	18:09:38.356	44.929	+0.124	16.818	16.794	11.317
12	18:10:23.355	44.999	+0.194	16.848	16.787	11.364
13	18:11:08.246	44.891	+0.086	16.853	16.727	11.311
14	18:11:53.242	44.996	+0.191	16.874	16.768	11.354
15	18:12:38.289	45.047	+0.242	16.836	16.909	11.302
16	18:13:23.364	45.075	+0.270	16.875	16.866	11.334
17	18:14:08.483	45.119	+0.314	16.935	16.876	11.308
18	18:14:53.494	45.011	+0.206	16.875	16.769	11.367

Orbits



INT. ADAC Kartrennen Ampfing

X30 SENIOR

Ampfing 1,063 Km

Test-Session 4 even

10.05.2024 18:00

Practice (15:00 Time) started at 18:00:09

Lap	Time of Day	Lap Tm	Diff	S1 Tm	S2 Tm	S3 Tm
19	18:15:38.458	44.964	+0.159	16.869	16.758	11.337
<b>(864) Marc Gerstenkorn</b>						
1	18:01:56.820	46.395	+1.581	17.524	17.272	11.599
2	18:02:42.286	45.466	+0.652	16.981	17.070	11.415
3	18:03:27.979	45.693	+0.879	16.895	17.061	11.737
4	18:04:12.860	44.881	+0.067	16.860	16.766	11.255
5	18:04:57.674	44.814		16.762	16.876	11.186
6	18:05:42.511	44.837	+0.023	16.767	16.803	11.267
7	18:07:15.426	1:32.915	+48.101	1:04.769	16.929	11.217
8	18:08:00.405	44.979	+0.165	16.885	16.848	11.246
9	18:08:45.427	45.022	+0.208	16.795	16.873	11.354
10	18:09:30.381	44.954	+0.140	16.832	16.846	11.276
11	18:10:15.600	45.219	+0.405	16.889	16.752	11.578
12	18:11:32.036	1:16.436	+31.622	48.117	16.923	11.396
13	18:12:17.238	45.202	+0.388	16.982	16.930	11.290
14	18:13:02.313	45.075	+0.261	16.908	16.849	11.318
15	18:13:47.489	45.176	+0.362	16.983	16.843	11.350
16	18:14:33.896	46.407	+1.593	18.037	16.985	11.385
17	18:15:20.669	46.773	+1.959	16.997	16.939	12.837

Lap	Time of Day	Lap Tm	Diff	S1 Tm	S2 Tm	S3 Tm
12	18:11:23.068	45.219	+0.211	16.900	16.919	11.400
13	18:12:08.076	45.008		16.769	16.865	11.374
14	18:12:53.276	45.200	+0.192	16.813	16.957	11.430
15	18:13:38.659	45.383	+0.375	16.888	17.065	11.430
16	18:14:23.843	45.184	+0.176	16.886	16.927	11.371
17	18:15:10.188	46.345	+1.337	16.939	17.333	12.073
<b>(806) Moritz Fischer</b>						
1	18:02:11.216	46.593	+1.532	17.717	17.447	11.429
2	18:02:57.114	45.898	+0.837	17.374	17.142	11.382
3	18:03:43.495	46.381	+1.320	17.127	17.002	12.252
4	18:11:00.457	7:16.962	+6:31.901	6:47.828	17.670	11.464
5	18:11:46.240	45.783	+0.722	17.070	17.195	11.518
6	18:12:31.703	45.463	+0.402	17.113	16.954	11.396
7	18:13:16.764	45.061		16.911	16.859	11.291
8	18:14:02.095	45.331	+0.270	16.893	17.098	11.340
9	18:14:47.399	45.304	+0.243	17.027	16.895	11.382
10	18:15:32.541	45.142	+0.081	16.946	16.959	11.237


Lap	Time of Day	Lap Tm	Diff	S1 Tm	S2 Tm	S3 Tm
<b>(898) Hawk Baylaan White</b>						
1	18:01:56.341	46.192	+1.288	17.438	17.109	11.585
2	18:02:41.948	45.607	+0.763	17.058	16.973	11.576
3	18:03:27.222	45.274	+0.430	17.036	16.910	11.328
4	18:04:12.934	45.712	+0.868	17.221	16.940	11.551
5	18:04:58.027	45.093	+0.249	16.906	16.882	11.305
6	18:05:43.307	45.280	+0.436	16.815	16.885	11.580
7	18:06:28.302	44.995	+0.151	16.770	16.934	11.291
8	18:07:13.471	45.169	+0.325	16.714	17.130	11.325
9	18:07:58.327	44.856	+0.012	16.768	16.750	11.338
10	18:08:43.218	44.891	+0.047	16.651	16.982	11.258
11	18:09:28.137	44.919	+0.075	16.716	16.764	11.439
12	18:10:13.514	45.377	+0.533	16.850	16.850	11.560
13	18:10:58.406	44.892	+0.048	16.759	16.911	11.222
14	18:11:43.250	44.844		16.783	16.788	11.273
15	18:12:28.149	44.899	+0.055	16.784	16.773	11.342
16	18:13:13.186	45.037	+0.193	16.839	16.758	11.440
17	18:14:05.587	52.401	+7.557	19.876	18.359	14.166
18	18:14:56.635	51.048	+6.204	18.426	21.044	11.578
19	18:15:42.930	46.295	+1.451	16.895	17.014	12.386

Lap	Time of Day	Lap Tm	Diff	S1 Tm	S2 Tm	S3 Tm
<b>(872) Tobias Burgstahler</b>						
1	18:02:03.152	47.927	+2.728	18.374	17.852	11.701
2	18:02:49.874	46.722	+1.523	17.522	17.452	11.748
3	18:03:35.555	45.681	+0.482	17.331	16.961	11.389
4	18:04:21.411	45.856	+0.657	17.041	17.237	11.578
5	18:05:06.878	45.467	+0.268	17.022	17.102	11.343
6	18:05:52.299	45.421	+0.222	17.127	16.983	11.311
7	18:06:37.947	45.648	+0.449	17.160	17.084	11.404
8	18:07:23.482	45.535	+0.336	17.021	16.899	11.615
9	18:08:09.208	45.726	+0.527	17.305	16.933	11.488
10	18:10:18.363	2:09.155	+1:23.956	1:40.357	17.225	11.573
11	18:11:04.202	45.839	+0.640	17.367	17.025	11.447
12	18:11:49.401	45.199		16.978	16.878	11.343
13	18:12:34.774	45.373	+0.174	17.102	16.949	11.322
14	18:13:20.239	45.465	+0.266	17.018	17.055	11.392
15	18:14:05.792	45.553	+0.354	17.188	16.982	11.383
16	18:14:51.299	45.507	+0.308	17.098	16.920	11.489
17	18:15:36.970	45.671	+0.472	17.188	17.018	11.465

Lap	Time of Day	Lap Tm	Diff	S1 Tm	S2 Tm	S3 Tm
<b>(836) Max Ohsenbrink</b>						
1	18:01:56.737	45.833	+0.973	17.314	17.125	11.394
2	18:02:42.116	45.379	+0.519	16.927	17.037	11.415
3	18:03:27.317	45.201	+0.341	16.922	17.001	11.278
4	18:04:12.431	45.114	+0.254	16.897	16.901	11.316
5	18:04:57.774	45.343	+0.483	16.954	16.910	11.479
6	18:05:42.679	44.905	+0.045	16.908	16.742	11.255
7	18:06:27.642	44.963	+0.103	16.820	16.774	11.369
8	18:07:13.696	46.054	+1.194	17.821	16.908	11.325
9	18:07:58.556	44.850		16.801	16.816	11.243
10	18:08:43.692	45.136	+0.276	16.740	17.061	11.335
11	18:09:28.580	44.888	+0.028	16.832	16.768	11.288
12	18:10:13.688	45.108	+0.248	16.845	16.904	11.359
13	18:11:55.004	1:41.316	+56.456	1:13.033	16.982	11.301
14	18:12:40.090	45.086	+0.226	16.860	16.916	11.310
15	18:13:25.563	45.473	+0.613	17.168	16.951	11.354
16	18:14:10.658	45.095	+0.235	16.803	16.872	11.420
17	18:14:55.899	45.241	+0.381	16.902	16.960	11.379
18	18:15:42.375	46.476	+1.616	16.878	17.166	12.432

Lap	Time of Day	Lap Tm	Diff	S1 Tm	S2 Tm	S3 Tm
<b>(814) Nina Aptsiauri</b>						
1	18:02:04.598	47.089	+1.582	17.719	17.228	12.142
2	18:02:50.879	46.281	+0.774	17.252	17.217	11.812
3	18:03:37.028	46.149	+0.642	17.456	17.133	11.560
4	18:04:22.856	45.828	+0.321	17.125	17.170	11.533
5	18:05:08.363	45.507		17.006	16.973	11.528
6	18:05:54.286	45.923	+0.416	17.048	17.255	11.620
7	18:06:40.066	45.780	+0.273	17.015	17.011	11.754
8	18:08:37.317	1:57.251	+1:11.744	1:28.526	17.096	11.629
9	18:09:23.040	45.723	+0.216	17.082	17.103	11.538
10	18:10:09.060	46.020	+0.513	17.108	17.364	11.548
11	18:10:54.659	45.599	+0.092	17.125	17.034	11.440
12	18:11:40.462	45.803	+0.296	17.015	17.225	11.563
13	18:12:26.140	45.678	+0.171	17.115	16.943	11.620
14	18:13:12.528	46.388	+0.881	17.057	16.976	12.355

Lap	Time of Day	Lap Tm	Diff	S1 Tm	S2 Tm	S3 Tm
<b>(824) Noel Honguero</b>						
1	18:02:01.579	46.704	+1.696	17.865	17.376	11.463
2	18:02:47.457	45.878	+0.870	17.114	17.285	11.479
3	18:03:32.600	45.143	+0.135	16.927	16.834	11.382
4	18:04:17.649	45.049	+0.041	16.884	16.856	11.309
5	18:05:02.721	45.072	+0.064	16.822	16.854	11.396
6	18:05:47.842	45.121	+0.113	16.826	16.846	11.449
7	18:07:36.508	1:48.666	+1:03.658	1:20.246	17.047	11.373
8	18:08:21.877	45.369	+0.361	16.955	16.944	11.470
9	18:09:07.016	45.139	+0.131	16.948	16.942	11.249
10	18:09:52.650	45.634	+0.626	16.879	17.120	11.635
11	18:10:37.849	45.199	+0.191	16.863	16.867	11.469





### X30 SENIOR

### Serie 1

#	Driver	Nat	Sponsor Entrant	Nat	License E-License	Make
802	Nando Weixelbaumer	AUT	Valier Motorsport	DEU	ITEJK2078 KBF39300	Energy/IAME/Komet
806	Moritz Fischer	DEU	ADAC Pfalz e.V. DUTT MOTORSP. by FENSTER.COM	LUX	NKA26409 IBLK867	Tony Kart/IAME/Komet
808	Eric Wess	DEU	Kartshop Ampfing	DEU	NKA38485 KBF25142	Drago Corse/IAME/Komet
810	Daniel Guinchard	GBR	SFR Motorsport	GBR	ITC-C292117 IBL368379	KR/IAME/Komet
812	Rocco Curcio	DEU	Valier Motorsport	DEU	ITE29607 KBF15727	Energy/IAME/Komet
814	Nina Aptsiauri	GEO	CRG Deutschland	DEU	ITF230054 KBF18122	CRG/IAME/Komet
816	Elias Schorneck	DEU	VDB Kart Racing	DEU	ITE40538 KBF10478	Tony Kart/IAME/Komet
818	Matthij Vandebroek	DEU	VDB Kart Racing	DEU	ITE 11491 KBF10478	Tony Kart/IAME/Komet
820	Felix Maurer	DEU	DUTT MOTORSPORT by FENSTER.com	LUX	NKA41244 IBLK867	Tony Kart/IAME/Komet
822	Elija Weiss	DEU	DSK e.V. Ja zum Motorsport SIM-ON	DEU	ITG38504 KBF39246	Kosmic/IAME/Komet
827	Julius Berthold	DEU	TB Racing Team	DEU	ITF38613 KBF38262	KR/IAME/Komet
833	Jannik Remmert	DEU	VDB Kart Racing	DEU	ITE19994 KBF10478	Tony Kart/IAME/Komet
843	Luis Simon	DEU	PCH Racing	DEU	NKA36581 39956	LN/IAME/Komet
844	Kevin Wagner	DEU	MSC-Langefeld e. V. im ADAC Valier Motorsport	DEU	ITE 11828 KBF39300	Energy/IAME/Komet
855	Matti Klasen	DEU	DSK e.V. Ja zum Motorsport RMW Motorsport	DEU	ITE13782 BIC39010	Tony Kart/IAME/Komet
877	Niklas Hirsch	DEU	MSC Langefeld e. V. im ADAC SIM-ON	DEU	ITF39320 KBF39246	Kosmic/IAME/Komet
884	Davin Singer	DEU	ADAC Südbaden e.V. CV Performance Group	DEU	ITE 23384 BIF38321	KR/IAME/Komet
890	Leonard Hocker	DEU	RS-Motorsport	DEU	NKA22440 KBF40372	CRG/IAME/Komet
891	Luka Koullen	NLD	PCH Racing	DEU	NKA50483 BIF39956	LN/IAME/Komet
895	Phil Colin Streng	DEU	ADAC Württemberg e.V. Ebert Motorsport	DEU	ITE42785 EL38528	LN/IAME/Komet
898	Hawk Baylaan White	GBR	AT Motorsport	DEU	ITE40903 BIC38996	Exprit/IAME/Komet
904	Tobias Feeser	DEU	Sonja Feeser	DEU	ITE13863 BEK1198789	KR/IAME/Komet
907	Marco Pistor	DEU	RS Motorsport	DEU	ITE 39019 KBF10332	CRG/IAME/Komet

### X30 SENIOR

### Serie 2

#	Driver	Nat	Sponsor Entrant	Nat	License E-License	Make
809	Luis Esser	DEU	RMW Motorsport	DEU	ITE 11661 KBF39010	OTK/IAME/Komet
811	Karl Schmiederer	DEU	RS-Motorsport	DEU	ITE39775 KBF40372	CRG/IAME/Komet
815	Moritz Wolber	DEU	ADAC Südbaden e.V. NEES RACING	DEU	NKA16641 BIF17863	Maranello/IAME/Komet
817	Maximilian Engelstädter	DEU	Dörr Motorsport	DEU	NKA40565 BIF38420	KR/IAME/Komet
821	Manuel Wagner	DEU	RS-Motorsport	DEU	ITE 39259 KBF40372	CRG/IAME/Komet
823	Jason Bralic	NLD	SIM-ON	DEU	ITG46957 KBF39246	Kosmic/IAME/Komet
824	Noel Honguero	DEU	VDB Kart Racing	DEU	NKA39248 KBF10478	Tony Kart/IAME/Komet
829	Lutz Ohsenbrink	DEU	KSL Racing Team	DEU	ITE40759 KBF1304585	Alonso/IAME/Komet
830	Max Hezel	DEU	ADAC Hessen-Thüringen e.V. CV Performance Group	DEU	ITF38265 BIF38321	KR/IAME/Komet
835	Jarno Wiese	DEU	VDB Kart Racing	DEU	ITE 40767 KBF10478	OTK/IAME/Komet
836	Max Ohsenbrink	DEU	KSL Racing Team	DEU	ITE18670 KBF1304585	Alonso/IAME/Komet
845	Jan Waibel	DEU	ADAC Mittelrhein e.V. VDB Kart Racing	DEU	NKA12495 KBF10478	Tony Kart/IAME/Komet
853	Devin Leon Ucar	DEU	ADAC Pfalz e.V. Sezai Ucar	DEU	ITF40418 EBK4018	Tony Kart /IAME/Komet
854	Daniel Brozovic	DEU	TR Motorsport	DEU	ITE 42036 KBF23400	OTK/IAME/Komet
864	Marc Gerstenkorn	CHE	Kartshop Ampfing	DEU	ITF375 BIF25142	Drago Corse/IAME/Komet
872	Tobias Burgstahler	DEU	ADAC Württemberg e.V. Stern Motorsport	DEU	NKA38364 KBF38195	KR/IAME/Komet
876	Cemil Bayyati	DEU	Dörr Motorsport	DEU	ITG15366 BIF38420	KR/IAME/Komet
881	Jacob Trost	DEU	ADAC Hessen-Thüringen e.V. DUTT MOTORSPORT by FENSTER.COM	LUX	NKA41233 IDCK867	Tony Kart/IAME/Komet
885	Carl Luthardt	DEU	TB Racing Team	DEU	ITE 37029 KBF38262	KR/IAME/Komet
887	Torben Gröndahl	DEU	MSC Groß Dölln e.V. im ADAC CV Performance Group	DEU	ITC-C14120 BIF38321	KR/IAME/Komet
888	Louis Schütze	DEU	RF Racing	DEU	ITE 17941 KBF41358	KR/IAME/Komet
905	Maxim Haroutounian	NLD	Keijzer Falcon Racing Team	NLD	ITE49031 IBL12132	Falcon/IAME/Komet

### X30 SENIOR

### Free Practice Serie 1

Track length: 1.063 Km

Session Started: 9:20:00

Best Lap by: 822 - Elia Weiss - 43.789

Rank	#	Driver	Nat	Sponsor Entrant	Nat	License E-License	Make	laps	Best Lap	Diff	In Lap	Penalty
1	822	Elia Weiss	DEU	DSK e.V. Ja zum Motorsport SIM-ON	DEU	ITG38504 KBF39246	Kosmic/IAME/Komet	8	43.789		5	
2	877	Niklas Hirsch	DEU	MSC Langenfeld e. V. im ADAC SIM-ON	DEU	ITF39320 KBF39246	Kosmic/IAME/Komet	8	43.822	0.033	7	
3	802	Nando Weixelbaumer	AUT	Valier Motorsport	DEU	ITEJK2078 KBF39300	Energy/IAME/Komet	8	43.848	0.059	6	
4	810	Daniel Guinchard	GBR	SFR Motorsport	GBR	ITC-C292117 IBL368379	KR/IAME/Komet	8	43.884	0.095	8	
5	820	Felix Maurer	DEU	DUTT MOTORSPORT by FENSTER.com	LUX	NKA41244 IBLK867	Tony Kart/IAME/Komet	11	43.936	0.147	8	
6	895	Phil Colin Strenge	DEU	ADAC Württemberg e.V. Ebert Motorsport	DEU	ITE42785 EL38528	LN/IAME/Komet	9	44.008	0.219	9	
7	812	Rocco Curcio	DEU	Valier Motorsport	DEU	ITE29607 KBF15727	Energy/IAME/Komet	8	44.076	0.287	5	
8	844	Kevin Wagner	DEU	MSC-Langenfeld e. V. im ADAC Valier Motorsport	DEU	ITE 11828 KBF39300	Energy/IAME/Komet	8	44.114	0.325	6	
9	884	Davin Singer	DEU	ADAC Südbaden e.V. CV Performance Group	DEU	ITE 23384 BIF38321	KR/IAME/Komet	8	44.123	0.334	7	
10	816	Elias Schorneck	DEU	VDB Kart Racing	DEU	ITE40538 KBF10478	Tony Kart/IAME/Komet	12	44.158	0.369	9	
11	904	Tobias Feeser	DEU	Sonja Feeser	DEU	ITE13863 BEK1198789	KR/IAME/Komet	5	44.244	0.455	5	
12	890	Leonard Hocker	DEU	RS-Motorsport	DEU	NKA22440 KBF40372	CRG/IAME/Komet	12	44.255	0.466	12	
13	907	Marco Pislor	DEU	RS Motorsport	DEU	ITE 39019 KBF10332	CRG/IAME/Komet	8	44.269	0.480	8	
14	833	Jannik Remmert	DEU	VDB Kart Racing	DEU	ITE19994 KBF10478	Tony Kart/IAME/Komet	12	44.273	0.484	9	
15	808	Eric Wess	DEU	Kartshop Ampfing	DEU	NKA38485 KBF25142	Drago Corse/IAME/Komet	12	44.362	0.573	10	
16	898	Hawk Baylaan White	GBR	AT Motorsport	DEU	ITE40903 BIC38996	Exprit/IAME/Komet	12	44.430	0.641	9	
17	806	Moritz Fischer	DEU	ADAC Pfalz e.V. DUTT MOTORSP. by FENSTER.COM	LUX	NKA26409 IBLK867	Tony Kart/IAME/Komet	9	44.545	0.756	9	
18	891	Luka Koullen	NLD	PCH Racing	DEU	NKA50483 BIF39956	LN/IAME/Komet	10	44.950	1.161	9	
19	843	Luis Simon	DEU	PCH Racing	DEU	NKA36581 39956	LN/IAME/Komet	10	44.987	1.198	10	
20	855	Matti Klasen	DEU	DSK e.V. Ja zum Motorsport RMW Motorsport	DEU	ITE13782 BIC39010	Tony Kart/IAME/Komet	10	45.045	1.256	10	
21	827	Julius Berthold	DEU	TB Racing Team	DEU	ITF38613 KBF38262	KR/IAME/Komet	9	45.075	1.286	9	
22	818	Matthy Vandebroek	DEU	VDB Kart Racing	DEU	ITE 11491 KBF10478	Tony Kart/IAME/Komet	5	46.044	2.255	4	
23	814	Nina Aptsiauri	GEO	CRG Deutschland	DEU	ITF230054 KBF18122	CRG/IAME/Komet	8	46.246	2.457	7	


Timekeeper  
M.Riehmers

Race Director  
H.Seidel

Page 1/1

These results are provisional until the conclusion of any judicial and technical matters!

Printed: 11.05.2024 / 09:31



INT. ADAC Kartrennen Ampfing

X30 SENIOR

Ampfing 1,063 Km

Free Practice Serie 1

11.05.2024 09:20

Practice (10:00 Time) started at 9:20:00

Lap	Time of Day	Lap Tm	Diff	S1 Tm	S2 Tm	S3 Tm
<b>(822) Elia Weiss</b>						
1	9:25:03.306	<b>46.992</b>	+3.203	17.864	17.695	11.433
2	9:25:48.405	<b>45.099</b>	+1.310	17.054	16.848	11.197
3	9:26:32.810	<b>44.405</b>	+0.616	16.622	16.751	11.032
4	9:27:17.041	<b>44.231</b>	+0.442	16.716	16.479	11.036
5	9:28:00.830	<b>43.789</b>		16.414	<b>16.422</b>	<b>10.953</b>
6	9:28:44.955	<b>44.125</b>	+0.336	16.544	16.577	11.004
7	9:29:28.881	<b>43.926</b>	+0.137	16.399	16.518	11.009
8	9:30:12.729	<b>43.848</b>	+0.059	<b>16.360</b>	16.490	10.998

<b>(877) Niklas Hirsch</b>						
1	9:25:08.360	<b>47.958</b>	+4.136	18.432	17.950	11.576
2	9:25:54.437	<b>46.077</b>	+2.255	17.383	17.309	11.385
3	9:26:39.002	<b>44.565</b>	+0.743	16.720	16.633	11.212
4	9:27:23.653	<b>44.651</b>	+0.829	16.775	16.616	11.260
5	9:28:07.808	<b>44.155</b>	+0.333	16.557	16.436	11.162
6	9:28:51.770	<b>43.962</b>	+0.140	16.549	16.444	10.969
7	9:29:35.592	<b>43.822</b>		<b>16.437</b>	<b>16.424</b>	<b>10.961</b>
8	9:30:19.575	<b>43.983</b>	+0.161	16.457	16.477	11.049

<b>(802) Nando Weixelbaumer</b>						
1	9:25:19.415	<b>47.242</b>	+3.394	18.400	17.450	11.392
2	9:26:04.508	<b>45.093</b>	+1.245	17.124	16.765	11.204
3	9:26:48.904	<b>44.396</b>	+0.548	16.805	16.477	11.114
4	9:27:32.943	<b>44.039</b>	+0.191	16.572	16.442	11.025
5	9:28:16.871	<b>43.928</b>	+0.080	16.439	16.436	11.053
6	9:29:00.719	<b>43.848</b>		<b>16.416</b>	<b>16.427</b>	<b>11.005</b>
7	9:29:44.786	<b>44.067</b>	+0.219	16.439	16.615	11.013
8	9:30:28.902	<b>44.116</b>	+0.268	16.445	16.515	11.156

<b>(810) Daniel Guinchard</b>						
1	9:25:27.947	<b>46.723</b>	+2.839	17.968	17.433	11.322
2	9:26:12.643	<b>44.696</b>	+0.812	16.880	16.653	11.163
3	9:26:56.847	<b>44.204</b>	+0.320	16.630	16.489	11.085
4	9:27:40.911	<b>44.064</b>	+0.180	16.517	<b>16.425</b>	11.122
5	9:28:24.897	<b>43.986</b>	+0.102	16.479	16.435	11.072
6	9:29:08.986	<b>44.089</b>	+0.205	16.550	16.489	11.050
7	9:29:52.987	<b>44.001</b>	+0.117	16.472	16.440	11.089
8	9:30:36.871	<b>43.884</b>		<b>16.452</b>	16.438	<b>10.994</b>

<b>(820) Felix Maurer</b>						
1	9:22:57.666	<b>1:27.648</b>	+43.712	18.572	18.018	51.058
2	9:23:44.541	<b>46.875</b>	+2.939	18.121	17.253	11.501
3	9:24:30.671	<b>46.130</b>	+2.194	17.263	17.528	11.339
4	9:25:15.469	<b>44.798</b>	+0.862	16.874	16.655	11.269
5	9:26:00.074	<b>44.605</b>	+0.669	16.761	16.672	11.172
6	9:26:44.173	<b>44.099</b>	+0.163	16.495	16.563	11.041
7	9:27:28.363	<b>44.190</b>	+0.254	16.479	16.586	11.125
8	9:28:12.299	<b>43.936</b>		16.441	<b>16.467</b>	<b>11.028</b>
9	9:28:56.335	<b>44.036</b>	+0.100	<b>16.364</b>	16.516	11.156
10	9:29:40.787	<b>44.452</b>	+0.516	16.682	16.580	11.190
11	9:30:24.862	<b>44.075</b>	+0.139	16.518	16.529	11.028

<b>(895) Phil Colin Strenge</b>						
1	9:22:01.473	<b>46.844</b>	+2.836	17.861	17.406	11.577
2	9:22:48.839	<b>47.366</b>	+3.358	17.292	17.139	12.935
3	9:23:43.116	<b>2:54.277</b>	+2:10.269	2:20.455	21.220	12.602
4	9:26:31.964	<b>48.848</b>	+4.840	19.171	18.068	11.609
5	9:27:18.108	<b>46.144</b>	+2.136	17.724	17.144	11.276
6	9:28:02.778	<b>44.670</b>	+0.662	16.915	16.745	11.010
7	9:28:46.968	<b>44.190</b>	+0.182	16.686	16.558	<b>10.946</b>
8	9:29:31.296	<b>44.328</b>	+0.320	16.581	16.480	11.267
9	9:30:15.304	<b>44.008</b>		<b>16.573</b>	<b>16.426</b>	11.009

<b>(812) Rocco Curcio</b>						
1	9:25:20.390	<b>46.514</b>	+2.438	17.921	17.286	11.307
2	9:26:05.119	<b>44.729</b>	+0.653	16.803	16.659	11.267
3	9:26:49.982	<b>44.863</b>	+0.787	16.622	16.726	11.515
4	9:27:34.268	<b>44.286</b>	+0.210	16.691	16.540	<b>11.055</b>
5	9:28:18.344	<b>44.076</b>		16.548	<b>16.470</b>	11.058
6	9:29:02.471	<b>44.127</b>	+0.051	16.495	16.522	11.110
7	9:29:46.762	<b>44.291</b>	+0.215	16.562	16.570	11.159
8	9:30:30.881	<b>44.119</b>	+0.043	<b>16.488</b>	16.526	11.105

<b>(844) Kevin Wagner</b>						
1	9:25:23.893	<b>47.961</b>	+3.847	18.056	18.328	11.577
2	9:26:08.858	<b>44.965</b>	+0.851	17.042	16.786	11.137
3	9:26:53.429	<b>44.571</b>	+0.457	16.714	16.514	11.343
4	9:27:37.802	<b>44.373</b>	+0.259	16.701	16.559	11.113
5	9:28:22.087	<b>44.285</b>	+0.171	16.583	<b>16.488</b>	11.214
6	9:29:06.201	<b>44.114</b>		<b>16.483</b>	16.564	<b>11.067</b>
7	9:29:51.167	<b>44.966</b>	+0.852	16.522	16.807	11.637
8	9:30:35.838	<b>44.671</b>	+0.557	16.540	16.608	11.523

<b>(884) Davin Singer</b>						
1	9:25:07.389	<b>47.844</b>	+3.721	18.635	17.719	11.490
2	9:25:52.829	<b>45.440</b>	+1.317	17.240	17.028	11.172
3	9:26:37.544	<b>44.715</b>	+0.592	16.858	16.787	<b>11.070</b>
4	9:27:22.238	<b>44.694</b>	+0.571	16.822	16.787	11.085
5	9:28:06.651	<b>44.413</b>	+0.290	16.700	16.612	11.141
6	9:28:50.907	<b>44.256</b>	+0.133	16.599	16.568	11.089
7	9:29:35.030	<b>44.123</b>		<b>16.509</b>	<b>16.516</b>	11.098
8	9:30:19.311	<b>44.281</b>	+0.158	16.536	16.591	11.154

<b>(816) Elias Schorneck</b>						
1	9:22:20.313	<b>51.425</b>	+7.267	19.176	18.103	14.146
2	9:23:11.045	<b>50.732</b>	+6.574	18.296	17.627	14.809
3	9:23:57.941	<b>46.896</b>	+2.738	18.090	17.326	11.480
4	9:24:43.046	<b>45.105</b>	+0.947	17.114	16.797	11.194
5	9:25:28.097	<b>45.051</b>	+0.893	17.204	16.672	11.175
6	9:26:12.906	<b>44.809</b>	+0.651	16.883	16.626	11.300
7	9:26:57.186	<b>44.280</b>	+0.122	16.546	16.624	11.110
8	9:27:41.419	<b>44.233</b>	+0.075	16.577	<b>16.521</b>	11.135
9	9:28:25.577	<b>44.159</b>		16.524	16.588	<b>11.046</b>
10	9:29:09.922	<b>44.345</b>	+0.187	<b>16.516</b>	16.648	11.181
11	9:29:54.269	<b>44.347</b>	+0.189	16.628	16.607	11.112
12	9:30:38.571	<b>44.302</b>	+0.144	16.540	16.609	11.153

<b>(904) Tobias Feeser</b>						
1	9:27:25.790	<b>49.093</b>	+4.849	19.357	18.034	11.702
2	9:28:11.315	<b>45.525</b>	+1.281	17.281	17.040	11.204
3	9:28:56.094	<b>44.779</b>	+0.535	16.861	16.748	11.170
4	9:29:41.101	<b>45.007</b>	+0.763	17.192	16.701	11.114
5	9:30:25.345	<b>44.244</b>		<b>16.608</b>	<b>16.547</b>	<b>11.089</b>

<b>(890) Leonard Hocker</b>						
1	9:21:54.889	<b>49.278</b>	+5.023	19.084	18.293	11.901
2	9:22:42.372	<b>47.483</b>	+3.228	17.464	17.685	12.334
3	9:23:28.202	<b>45.830</b>	+1.575	17.151	16.958	11.721
4	9:24:14.443	<b>46.241</b>	+1.986	17.438	17.493	11.310
5	9:24:59.242	<b>44.799</b>	+0.544	16.770	16.761	11.268
6	9:25:43.891	<b>44.649</b>	+0.394	16.830	16.692	11.127
7	9:26:29.646	<b>45.755</b>	+1.500	17.850	16.739	11.166
8	9:27:14.506	<b>44.860</b>	+0.605	16.641	16.652	11.567
9	9:27:59.023	<b>44.517</b>	+0.262	16.626	16.687	11.204
10	9:28:43.469	<b>44.446</b>	+0.191	16.593	16.739	11.114
11	9:29:28.128	<b>44.659</b>	+0.404	16.679	16.751	11.229
12	9:30:12.383	<b>44.255</b>		<b>16.571</b>	<b>16.626</b>	<b>11.058</b>

<b>(907) Marco Pislor</b>						
1	9:24:53.740	<b>48.639</b>	+4.370	19.203	17.830	11.606
2	9:25:39.264	<b>45.524</b>	+1.255	17.152	17.098	11.274
3	9:26:24.738	<b>45.474</b>	+1.205	17.232	16.707	11.535
4	9:27:09.221	<b>44.483</b>	+0.214	16.764	<b>16.522</b>	11.197
5	9:27:53.816	<b>44.595</b>	+0.326	16.576	16.643	11.376
6	9:28:38.253	<b>44.437</b>	+0.168	16.710	16.582	11.145
7	9:29:22.568	<b>44.315</b>	+0.046	16.659	16.564	<b>11.092</b>
8	9:30:06.837	<b>44.269</b>		<b>16.567</b>	16.570	11.132



INT. ADAC Kartrennen Ampfing

X30 SENIOR

Ampfing 1,063 Km

Free Practice Serie 1

11.05.2024 09:20

Practice (10:00 Time) started at 9:20:00

Lap	Time of Day	Lap Tm	Diff	S1 Tm	S2 Tm	S3 Tm
8	9:27:35.832	<b>44.281</b>	+0.008	16.657	16.503	11.121
9	9:28:20.105	<b>44.273</b>		<b>16.639</b>	16.464	11.170
10	9:29:04.648	<b>44.543</b>	+0.270	16.806	16.552	11.185
11	9:29:48.994	<b>44.346</b>	+0.073	16.745	16.555	<b>11.046</b>
12	9:30:33.351	<b>44.357</b>	+0.084	16.709	16.514	11.134

Lap	Time of Day	Lap Tm	Diff	S1 Tm	S2 Tm	S3 Tm
5	9:25:25.056	<b>45.908</b>	+0.863	17.430	17.076	11.402
6	9:26:10.517	<b>45.461</b>	+0.416	17.029	16.955	11.477
7	9:26:56.466	<b>45.949</b>	+0.904	17.209	17.052	11.688
8	9:28:30.459	<b>1:33.993</b>	+48.948	1:05.356	17.196	11.441
9	9:29:15.782	<b>45.323</b>	+0.278	17.037	16.928	11.358
10	9:30:00.827	<b>45.045</b>		<b>16.913</b>	<b>16.900</b>	<b>11.232</b>

(808) Eric Wess

1	9:22:00.329	<b>49.070</b>	+4.708	19.320	18.056	11.694
2	9:22:48.857	<b>48.528</b>	+4.166	17.775	17.961	12.792
3	9:23:37.052	<b>48.195</b>	+3.833	17.725	18.031	12.439
4	9:24:23.912	<b>46.860</b>	+2.498	18.522	16.886	11.452
5	9:25:08.777	<b>44.865</b>	+0.503	17.031	16.605	11.229
6	9:25:53.981	<b>45.204</b>	+0.842	17.183	16.828	11.193
7	9:26:38.655	<b>44.674</b>	+0.312	16.787	<b>16.545</b>	11.342
8	9:27:23.832	<b>45.177</b>	+0.815	17.014	17.006	11.157
9	9:28:08.341	<b>44.509</b>	+0.147	16.735	16.578	11.196
10	9:28:52.703	<b>44.362</b>		<b>16.672</b>	16.614	<b>11.076</b>
11	9:29:37.355	<b>44.652</b>	+0.290	16.725	16.690	11.237
12	9:30:22.896	<b>45.541</b>	+1.179	16.763	16.629	12.149

(827) Julius Berthold

1	9:21:54.352	<b>49.171</b>	+4.096	19.045	18.141	11.985
2	9:22:44.111	<b>49.769</b>	+4.684	17.874	18.063	13.822
3	9:25:37.571	<b>2:53.460</b>	+2:08.385	2:17.754	22.026	13.680
4	9:26:27.718	<b>50.147</b>	+5.072	19.281	18.555	12.311
5	9:27:14.382	<b>46.664</b>	+1.589	17.574	17.457	11.633
6	9:28:00.123	<b>45.741</b>	+0.666	17.259	17.032	11.450
7	9:28:45.771	<b>45.648</b>	+0.573	17.089	17.228	11.331
8	9:29:31.212	<b>45.441</b>	+0.366	17.059	16.984	11.398
9	9:30:16.287	<b>45.075</b>		<b>16.965</b>	<b>16.833</b>	<b>11.277</b>

(898) Hawk Baylaan White

1	9:22:04.179	<b>48.393</b>	+3.963	18.716	17.920	11.757
2	9:22:56.665	<b>52.486</b>	+8.056	17.367	17.185	17.934
3	9:23:46.142	<b>49.477</b>	+5.047	20.609	17.349	11.519
4	9:24:32.540	<b>46.398</b>	+1.968	17.277	17.679	11.442
5	9:25:17.428	<b>44.888</b>	+0.458	16.935	16.645	11.308
6	9:26:01.964	<b>44.536</b>	+0.106	16.806	16.653	<b>11.077</b>
7	9:26:46.432	<b>44.468</b>	+0.038	16.685	16.648	11.135
8	9:27:30.947	<b>44.515</b>	+0.085	16.685	16.633	11.197
9	9:28:15.377	<b>44.430</b>		<b>16.580</b>	16.661	11.189
10	9:28:59.881	<b>44.504</b>	+0.074	16.685	<b>16.615</b>	11.204
11	9:29:44.317	<b>44.436</b>	+0.006	16.699	16.622	11.115
12	9:30:29.016	<b>44.699</b>	+0.269	16.647	16.678	11.374

(818) Matthy Vandebroek

1	9:22:17.350	<b>50.042</b>	+3.998	19.783	18.250	12.009
2	9:23:12.862	<b>55.512</b>	+9.468	17.707	17.334	20.471
3	9:24:01.258	<b>48.396</b>	+2.352	18.845	17.893	11.658
4	9:24:47.302	<b>46.044</b>		<b>17.284</b>	17.123	11.637
5	9:25:33.374	<b>46.072</b>	+0.028	17.662	<b>16.847</b>	<b>11.563</b>

(814) Nina Aptsiauri

1	9:23:10.573	<b>1:41.179</b>	+54.933	18.823	18.187	1:04.169
2	9:24:00.258	<b>49.685</b>	+3.439	19.057	18.203	12.425
3	9:24:47.924	<b>47.666</b>	+1.420	17.842	17.842	11.982
4	9:25:34.787	<b>46.863</b>	+0.617	17.626	17.428	11.809
5	9:26:21.210	<b>46.423</b>	+0.177	17.451	17.284	11.688
6	9:27:07.506	<b>46.296</b>	+0.050	17.391	17.203	11.702
7	9:27:53.752	<b>46.245</b>		17.522	17.183	<b>11.541</b>
8	9:28:40.453	<b>46.701</b>	+0.455	<b>17.254</b>	<b>17.114</b>	12.333

(806) Moritz Fischer

1	9:22:15.334	<b>47.573</b>	+3.028	18.514	17.572	11.487
2	9:23:02.167	<b>46.833</b>	+2.288	17.408	17.176	12.249
3	9:23:48.548	<b>46.381</b>	+1.836	17.545	17.182	11.654
4	9:26:25.754	<b>2:37.206</b>	+1:52.661	2:02.646	21.426	13.134
5	9:27:13.424	<b>47.670</b>	+3.125	18.281	17.782	11.607
6	9:27:59.349	<b>45.925</b>	+1.380	17.270	17.285	11.370
7	9:28:44.371	<b>45.022</b>	+0.477	16.894	16.870	11.258
8	9:29:29.369	<b>44.998</b>	+0.453	16.768	16.902	11.328
9	9:30:13.914	<b>44.545</b>		<b>16.710</b>	<b>16.683</b>	<b>11.152</b>

(891) Luka Koullen

1	9:23:45.479	<b>47.574</b>	+2.624	18.377	17.597	11.600
2	9:24:32.379	<b>46.900</b>	+1.950	17.721	17.664	11.515
3	9:25:18.000	<b>45.621</b>	+0.671	17.537	16.918	11.166
4	9:26:04.304	<b>46.304</b>	+1.354	18.263	16.811	11.230
5	9:26:49.715	<b>45.411</b>	+0.461	17.219	16.793	11.399
6	9:27:34.835	<b>45.120</b>	+0.170	17.104	16.873	<b>11.143</b>
7	9:28:19.851	<b>45.016</b>	+0.066	<b>16.863</b>	<b>16.654</b>	11.499
8	9:29:05.179	<b>45.328</b>	+0.378	17.184	16.949	11.195
9	9:29:50.129	<b>44.950</b>		16.981	16.775	11.194
10	9:30:36.318	<b>46.189</b>	+1.239	17.112	17.282	11.795

(843) Luis Simon

1	9:22:30.438	<b>52.524</b>	+7.537	19.402	18.798	14.324
2	9:23:18.228	<b>47.790</b>	+2.803	18.151	17.677	11.962
3	9:24:05.054	<b>46.826</b>	+1.839	17.775	17.284	11.767
4	9:24:50.713	<b>45.659</b>	+0.672	17.289	17.083	11.287
5	9:25:36.510	<b>45.797</b>	+0.810	17.262	16.853	11.682
6	9:26:21.518	<b>45.008</b>	+0.021	16.992	16.859	<b>11.157</b>
7	9:27:08.063	<b>46.545</b>	+1.558	17.340	17.233	11.972
8	9:28:41.468	<b>1:33.405</b>	+48.418	1:04.976	17.175	11.254
9	9:29:26.633	<b>45.165</b>	+0.178	17.028	<b>16.851</b>	11.286
10	9:30:11.620	<b>44.987</b>		<b>16.914</b>	16.855	11.218

(855) Matti Klasen

1	9:22:02.506	<b>47.983</b>	+2.938	18.396	17.864	11.723
2	9:22:50.013	<b>47.507</b>	+2.462	17.519	17.282	12.706
3	9:23:42.285	<b>52.272</b>	+7.227	17.410	17.438	17.424
4	9:24:39.148	<b>56.863</b>	+11.818	21.820	18.316	16.727

Orbits



### X30 SENIOR

### Free Practice Serie 2

Track length: 1.063 Km

Session Started: 9:34:59

Best Lap by: 876 - Cemil Bayyati - 44.134

Rank	#	Driver	Nat	Sponsor Entrant	Nat	License E-License	Make	laps	Best Lap	Diff	In Lap	Penalty
1	876	Cemil Bayyati	DEU	Dörr Motorsport	DEU	ITG15366 BIF38420	KR/IAME/Komet	8	44.134		7	
2	887	Torben Gröndahl	DEU	MSC Groß Dölln e.V. im ADAC CV Performance Group	DEU	ITC-C14120 BIF38321	KR/IAME/Komet	8	44.139	0.005	8	
3	823	Jason Bralic	NLD	SIM-ON	DEU	ITG46957 KBF39246	Kosmic/IAME/Komet	7	44.170	0.036	5	
4	835	Jarno Wiese	DEU	VDB Kart Racing	DEU	ITE 40767 KBF10478	OTK/IAME/Komet	9	44.183	0.049	6	
5	885	Carl Luthardt	DEU	TB Racing Team	DEU	ITE 37029 KBF38262	KR/IAME/Komet	7	44.185	0.051	6	
6	809	Luis Esser	DEU	RMW Motorsport	DEU	ITE 11661 KBF39010	OTK/IAME/Komet	9	44.269	0.135	7	
7	829	Lutz Ohsenbrink	DEU	KSL Racing Team	DEU	ITE40759 KBF1304585	Alonso/IAME/Komet	9	44.280	0.146	7	
8	864	Marc Gerstenkorn	CHE	Kartshop Ampfing	DEU	ITF375 BIF25142	Drago Corse/IAME/Komet	9	44.340	0.206	6	
9	830	Max Hezel	DEU	ADAC Hessen-Thüringen e.V. CV Performance Group	DEU	ITF38265 BIF38321	KR/IAME/Komet	8	44.367	0.233	4	
10	836	Max Ohsenbrink	DEU	KSL Racing Team	DEU	ITE18670 KBF1304585	Alonso/IAME/Komet	9	44.419	0.285	6	
11	845	Jan Waibel	DEU	ADAC Mittelrhein e.V. VDB Kart Racing	DEU	NKA12495 KBF10478	Tony Kart/IAME/Komet	10	44.555	0.421	8	
12	854	Daniel Brozovic	DEU	TR Motorsport	DEU	ITE 42036 KBF23400	OTK/IAME/Komet	9	44.577	0.443	9	
13	821	Manuel Wagner	DEU	RS-Motorsport	DEU	ITE 39259 KBF40372	CRG/IAME/Komet	8	44.602	0.468	6	
14	817	Maximilian Engelstädter	DEU	Dörr Motorsport	DEU	NKA40565 BIF38420	KR/IAME/Komet	8	44.604	0.470	6	
15	888	Louis Schütze	DEU	RF Racing	DEU	ITE 17941 KBF41358	KR/IAME/Komet	10	44.605	0.471	10	
16	815	Moritz Wolber	DEU	ADAC Südbaden e.V. NEES RACING	DEU	NKA16641 BIF17863	Maranello/IAME/Komet	5	44.624	0.490	5	
17	853	Devin Leon Ucar	DEU	ADAC Pfalz e.V. Sezai Ucar	DEU	ITF40418 EBK4018	Tony Kart /IAME/Komet	9	44.624	0.490	6	
18	811	Karl Schmiederer	DEU	RS-Motorsport	DEU	ITE39775 KBF40372	CRG/IAME/Komet	8	44.674	0.540	7	
19	824	Noel Honguero	DEU	VDB Kart Racing	DEU	NKA39248 KBF10478	Tony Kart/IAME/Komet	9	44.687	0.553	6	
20	881	Jacob Trost	DEU	ADAC Hessen-Thüringen e.V. DUTT MOTORSPORT by FENSTER.COM	LUX	NKA41233 IDCK867	Tony Kart/IAME/Komet	9	44.734	0.600	8	
21	905	Maxim Haroutounian	NLD	Keijzer Falcon Racing Team	NLD	ITE49031 IBL12132	Falcon/IAME/Komet	7	44.763	0.629	4	
22	872	Tobias Burgstahler	DEU	ADAC Württemberg e.V. Stern Motorsport	DEU	NKA38364 KBF38195	KR/IAME/Komet	12	44.923	0.789	9	


Timekeeper  
M.Riehmers

Race Director  
H.Seidel

Page 1/1

These results are provisional until the conclusion of any judicial and technical matters!

Printed: 11.05.2024 / 09:46



INT. ADAC Kartrennen Ampfing

X30 SENIOR

Ampfing 1,063 Km

Free Practice Serie 2

11.05.2024 09:35

Practice (10:00 Time) started at 9:34:59

Lap	Time of Day	Lap Tm	Diff	S1 Tm	S2 Tm	S3 Tm
<b>(876) Cemil Bayyati</b>						
1	9:40:32.058	<b>48.128</b>	+3.994	18.700	17.955	11.473
2	9:41:17.741	<b>45.683</b>	+1.549	17.231	17.310	11.142
3	9:42:02.379	<b>44.638</b>	+0.504	16.837	16.660	11.141
4	9:42:46.561	<b>44.182</b>	+0.048	16.580	16.588	<b>11.014</b>
5	9:43:30.731	<b>44.170</b>	+0.036	16.580	<b>16.547</b>	11.043
6	9:44:15.050	<b>44.319</b>	+0.185	16.574	16.650	11.095
7	9:44:59.184	<b>44.134</b>		<b>16.517</b>	16.595	11.022
8	9:45:43.403	<b>44.219</b>	+0.085	16.575	16.607	11.037

Lap	Time of Day	Lap Tm	Diff	S1 Tm	S2 Tm	S3 Tm
<b>(887) Torben Gröndahl</b>						
1	9:40:32.544	<b>46.239</b>	+2.100	17.746	17.247	11.246
2	9:41:17.496	<b>44.952</b>	+0.813	16.986	16.717	11.249
3	9:42:01.884	<b>44.388</b>	+0.249	16.704	16.579	11.105
4	9:42:46.265	<b>44.381</b>	+0.242	16.697	16.580	11.104
5	9:43:30.439	<b>44.174</b>	+0.035	16.605	<b>16.473</b>	11.096
6	9:44:15.214	<b>44.775</b>	+0.636	<b>16.553</b>	17.170	11.052
7	9:44:59.401	<b>44.187</b>	+0.048	16.606	16.544	<b>11.037</b>
8	9:45:43.540	<b>44.139</b>		16.573	16.515	11.051

Lap	Time of Day	Lap Tm	Diff	S1 Tm	S2 Tm	S3 Tm
<b>(823) Jason Bralic</b>						
1	9:40:40.095	<b>48.612</b>	+4.442	18.688	18.105	11.819
2	9:41:25.988	<b>45.893</b>	+1.723	17.645	17.044	11.204
3	9:42:10.581	<b>44.593</b>	+0.423	16.857	16.673	11.063
4	9:42:54.812	<b>44.231</b>	+0.061	16.593	16.541	11.097
5	9:43:38.982	<b>44.170</b>		16.523	16.546	11.101
6	9:44:23.165	<b>44.183</b>	+0.013	16.584	16.544	<b>11.055</b>
7	9:45:07.471	<b>44.306</b>	+0.136	<b>16.509</b>	<b>16.504</b>	11.293

Lap	Time of Day	Lap Tm	Diff	S1 Tm	S2 Tm	S3 Tm
<b>(835) Jarno Wiese</b>						
1	9:38:49.935	<b>48.681</b>	+4.498	18.999	18.002	11.680
2	9:39:38.107	<b>48.172</b>	+3.989	18.039	17.878	12.255
3	9:40:23.574	<b>45.467</b>	+1.284	17.452	16.814	11.201
4	9:41:08.220	<b>44.646</b>	+0.463	16.853	16.632	11.161
5	9:41:52.435	<b>44.215</b>	+0.032	16.639	<b>16.519</b>	11.057
6	9:42:36.618	<b>44.183</b>		<b>16.610</b>	16.547	<b>11.026</b>
7	9:43:21.086	<b>44.468</b>	+0.285	16.627	16.549	11.292
8	9:44:45.417	<b>1:24.331</b>	+40.148	56.469	16.729	11.133
9	9:45:29.916	<b>44.499</b>	+0.316	16.660	16.623	11.216

Lap	Time of Day	Lap Tm	Diff	S1 Tm	S2 Tm	S3 Tm
<b>(885) Carl Luthardt</b>						
1	9:40:40.357	<b>47.573</b>	+3.888	18.074	17.790	11.709
2	9:41:26.312	<b>45.955</b>	+1.770	17.669	17.087	11.199
3	9:42:10.920	<b>44.608</b>	+0.423	16.870	16.725	<b>11.013</b>
4	9:42:57.371	<b>44.451</b>	+2.266	18.389	16.948	11.114
5	9:43:41.761	<b>44.390</b>	+0.205	16.710	16.640	11.040
6	9:44:25.946	<b>44.185</b>		<b>16.631</b>	<b>16.537</b>	11.017
7	9:45:10.931	<b>44.985</b>	+0.800	16.718	16.619	11.648

Lap	Time of Day	Lap Tm	Diff	S1 Tm	S2 Tm	S3 Tm
<b>(809) Luis Esser</b>						
1	9:39:26.337	<b>47.308</b>	+3.039	18.387	17.632	11.289
2	9:40:11.514	<b>45.177</b>	+0.908	17.122	16.869	11.186
3	9:40:56.227	<b>44.713</b>	+0.444	16.796	16.695	11.222
4	9:41:40.529	<b>44.302</b>	+0.033	16.657	<b>16.585</b>	11.060
5	9:42:24.822	<b>44.293</b>	+0.024	16.624	16.635	<b>11.034</b>
6	9:43:09.139	<b>44.317</b>	+0.048	16.609	16.594	11.114
7	9:43:53.408	<b>44.269</b>		16.575	16.600	11.094
8	9:44:37.849	<b>44.441</b>	+0.172	<b>16.557</b>	16.764	11.120
9	9:45:22.265	<b>44.416</b>	+0.147	16.673	16.654	11.089

Lap	Time of Day	Lap Tm	Diff	S1 Tm	S2 Tm	S3 Tm
<b>(829) Lutz Ohsenbrink</b>						
1	9:39:30.066	<b>47.010</b>	+2.730	18.296	17.383	11.331
2	9:40:15.011	<b>44.945</b>	+0.665	17.067	16.748	11.130
3	9:40:59.782	<b>44.771</b>	+0.491	16.846	16.700	11.225
4	9:41:44.161	<b>44.379</b>	+0.099	16.678	16.587	11.114
5	9:42:28.493	<b>44.332</b>	+0.052	16.682	16.579	<b>11.071</b>
6	9:43:12.822	<b>44.329</b>	+0.049	16.709	<b>16.476</b>	11.144
7	9:43:57.102	<b>44.280</b>		<b>16.616</b>	16.561	11.103
8	9:44:41.591	<b>44.489</b>	+0.209	16.675	16.571	11.243
9	9:45:26.057	<b>44.466</b>	+0.186	16.673	16.547	11.246

Lap	Time of Day	Lap Tm	Diff	S1 Tm	S2 Tm	S3 Tm
<b>(864) Marc Gerstenkorn</b>						
1	9:39:10.683	<b>46.550</b>	+2.210	17.945	17.334	11.271

Lap	Time of Day	Lap Tm	Diff	S1 Tm	S2 Tm	S3 Tm
<b>(830) Max Hezel</b>						
2	9:39:55.535	<b>44.852</b>	+0.512	17.035	16.607	11.210
3	9:40:40.323	<b>44.788</b>	+0.448	16.761	16.526	11.501
4	9:41:24.777	<b>44.454</b>	+0.114	16.819	<b>16.472</b>	<b>11.163</b>
5	9:42:09.523	<b>44.746</b>	+0.406	16.732	16.826	11.188
6	9:42:53.863	<b>44.340</b>		<b>16.595</b>	16.502	11.243
7	9:43:38.372	<b>44.509</b>	+0.169	16.695	16.494	11.320
8	9:44:22.792	<b>44.420</b>	+0.080	16.628	16.563	11.229
9	9:45:07.981	<b>45.189</b>	+0.849	16.604	16.548	12.037

Lap	Time of Day	Lap Tm	Diff	S1 Tm	S2 Tm	S3 Tm
<b>(836) Max Ohsenbrink</b>						
1	9:40:28.173	<b>46.854</b>	+2.487	17.885	17.529	11.440
2	9:41:13.202	<b>45.029</b>	+0.662	17.016	16.855	11.158
3	9:41:57.894	<b>44.692</b>	+0.325	16.806	16.732	11.154
4	9:42:42.261	<b>44.367</b>		16.688	<b>16.496</b>	11.183
5	9:43:26.818	<b>44.557</b>	+0.190	16.639	16.732	11.186
6	9:44:11.268	<b>44.450</b>	+0.083	16.647	16.592	11.211
7	9:44:55.865	<b>44.597</b>	+0.230	<b>16.557</b>	16.645	11.395
8	9:45:40.266	<b>44.401</b>	+0.034	16.668	16.647	<b>11.086</b>

Lap	Time of Day	Lap Tm	Diff	S1 Tm	S2 Tm	S3 Tm
<b>(845) Jan Waibel</b>						
1	9:39:18.901	<b>46.741</b>	+2.322	17.942	17.354	11.446
2	9:40:04.009	<b>45.108</b>	+0.689	17.103	16.791	11.214
3	9:40:48.705	<b>44.696</b>	+0.277	16.894	16.631	11.171
4	9:41:33.293	<b>44.588</b>	+0.169	16.826	16.626	<b>11.136</b>
5	9:42:17.729	<b>44.436</b>	+0.017	16.661	<b>16.587</b>	11.188
6	9:43:02.148	<b>44.419</b>		16.643	16.626	11.150
7	9:43:46.634	<b>44.486</b>	+0.067	<b>16.617</b>	16.614	11.255
8	9:44:31.421	<b>44.787</b>	+0.368	16.706	16.755	11.326
9	9:45:16.038	<b>44.617</b>	+0.198	16.717	16.658	11.242

Lap	Time of Day	Lap Tm	Diff	S1 Tm	S2 Tm	S3 Tm
<b>(854) Daniel Brozovic</b>						
1	9:39:20.640	<b>49.040</b>	+4.463	19.827	17.640	11.573
2	9:40:06.210	<b>45.570</b>	+0.993	17.176	17.079	11.315
3	9:40:51.189	<b>44.979</b>	+0.402	16.963	16.817	11.199
4	9:41:35.822	<b>44.633</b>	+0.056	16.756	16.741	<b>11.136</b>
5	9:42:20.408	<b>44.586</b>	+0.009	16.726	16.715	11.145
6	9:43:05.065	<b>44.657</b>	+0.080	16.734	16.713	11.210
7	9:43:49.645	<b>44.580</b>	+0.003	16.684	16.708	11.188
8	9:44:34.223	<b>44.578</b>	+0.001	16.670	<b>16.704</b>	11.204
9	9:45:18.800	<b>44.577</b>		<b>16.667</b>	16.764	11.146

Lap	Time of Day	Lap Tm	Diff	S1 Tm	S2 Tm	S3 Tm
<b>(821) Manuel Wagner</b>						
1	9:40:26.455	<b>48.657</b>	+4.055	18.772	18.120	11.765
2	9:41:12.022	<b>45.567</b>	+0.965	17.206	17.085	11.276
3	9:41:57.191	<b>45.169</b>	+0.567	16.948	16.972	11.249
4	9:42:42.026	<b>44.835</b>	+0.233	16.779	16.735	11.321
5	9:43:27.234	<b>45.208</b>	+0.606	16.959	16.980	11.269
6	9:44:11.836	<b>44.602</b>		<b>16.699</b>	<b>16.729</b>	<b>11.174</b>
7	9:44:56.567	<b>44.731</b>	+0.129	16.706	16.830	11.195
8	9:45:41.246	<b>44.679</b>	+0.077	16.731	16.758	11.190

Lap	Time of Day	Lap Tm	Diff	S1 Tm	S2 Tm	S3 Tm
<b>(817) Maximilian Engelstädter</b>						
1	9:39:49.883	<b>51.216</b>	+6.612	19.417	19.029	12.770
2	9:40:36.585	<b>46.702</b>	+2.098	17.750	17.372	11.580
3	9:41:22.008	<b>45.423</b>	+0.819	17.128</		

INT. ADAC Kartrennen Ampfing

X30 SENIOR

Ampfing 1,063 Km

Free Practice Serie 2

11.05.2024 09:35

Practice (10:00 Time) started at 9:34:59

Lap	Time of Day	Lap Tm	Diff	S1 Tm	S2 Tm	S3 Tm	Lap	Time of Day	Lap Tm	Diff	S1 Tm	S2 Tm	S3 Tm
1	9:38:53.533	<b>47.327</b>	+2.722	18.203	17.581	11.543	4	9:39:14.179	<b>45.593</b>	+0.670	17.315	16.968	11.310
2	9:39:39.487	<b>45.954</b>	+1.349	17.198	17.447	11.309	5	9:40:00.004	<b>45.825</b>	+0.902	17.470	17.023	11.332
3	9:40:25.037	<b>45.550</b>	+0.945	17.237	17.086	11.227	6	9:40:45.485	<b>45.481</b>	+0.558	17.043	16.906	11.532
4	9:41:09.970	<b>44.933</b>	+0.328	16.817	16.789	11.327	7	9:41:30.703	<b>45.218</b>	+0.295	17.146	16.874	<b>11.198</b>
5	9:41:55.131	<b>45.161</b>	+0.556	17.049	16.945	11.167	8	9:42:15.751	<b>45.048</b>	+0.125	<b>16.837</b>	16.932	11.279
6	9:42:39.834	<b>44.703</b>	+0.098	16.764	16.795	11.144	9	9:43:00.674	<b>44.923</b>		16.872	16.809	11.242
7	9:43:24.441	<b>44.607</b>	+0.002	16.749	16.731	<b>11.127</b>	10	9:43:46.089	<b>45.415</b>	+0.492	16.989	16.824	11.602
8	9:44:09.077	<b>44.636</b>	+0.031	<b>16.703</b>	16.696	11.237	11	9:44:31.510	<b>45.421</b>	+0.498	17.020	16.832	11.569
9	9:44:53.878	<b>44.801</b>	+0.196	16.817	16.770	11.214	12	9:45:16.475	<b>44.965</b>	+0.042	16.927	<b>16.795</b>	11.243
10	9:45:38.483	<b>44.605</b>		16.741	<b>16.663</b>	11.201							

(815) Moritz Wolber

1	9:39:59.624	<b>47.133</b>	+2.509	17.963	17.668	11.502
2	9:40:45.325	<b>45.701</b>	+1.077	17.108	17.081	11.512
3	9:41:30.412	<b>45.087</b>	+0.463	17.046	16.845	<b>11.196</b>
4	9:42:15.134	<b>44.722</b>	+0.098	16.727	16.779	11.216
5	9:42:59.758	<b>44.624</b>		16.760	<b>16.640</b>	11.224

(853) Devin Leon Ucar

1	9:39:34.535	<b>47.699</b>	+3.075	18.316	17.720	11.663
2	9:40:20.343	<b>45.808</b>	+1.184	17.434	16.978	11.396
3	9:41:05.706	<b>45.363</b>	+0.739	17.144	16.893	11.326
4	9:41:50.729	<b>45.023</b>	+0.399	16.901	16.715	11.407
5	9:42:35.697	<b>44.968</b>	+0.344	16.918	16.850	<b>11.200</b>
6	9:43:20.321	<b>44.624</b>		16.794	<b>16.605</b>	11.225
7	9:44:05.115	<b>44.794</b>	+0.170	<b>16.775</b>	16.749	11.270
8	9:44:49.961	<b>44.846</b>	+0.222	16.807	16.755	11.284
9	9:45:34.842	<b>44.881</b>	+0.257	16.795	16.744	11.342

(811) Karl Schmiederer

1	9:40:26.817	<b>48.007</b>	+3.333	18.391	17.923	11.693
2	9:41:12.873	<b>46.056</b>	+1.382	17.493	17.165	11.398
3	9:41:58.387	<b>45.514</b>	+0.840	17.052	17.157	11.305
4	9:42:43.367	<b>44.980</b>	+0.306	16.905	16.806	11.269
5	9:43:28.413	<b>45.046</b>	+0.372	16.940	16.830	11.276
6	9:44:13.194	<b>44.781</b>	+0.107	16.816	16.703	<b>11.262</b>
7	9:44:57.868	<b>44.674</b>		<b>16.778</b>	16.627	11.269
8	9:45:42.662	<b>44.794</b>	+0.120	16.903	<b>16.608</b>	11.283

(824) Noel Honguero

1	9:39:28.432	<b>48.464</b>	+3.777	18.508	18.074	11.882
2	9:40:14.615	<b>46.183</b>	+1.496	17.516	17.108	11.559
3	9:40:59.872	<b>45.257</b>	+0.570	17.070	16.699	11.488
4	9:41:44.712	<b>44.840</b>	+0.153	16.977	16.645	<b>11.218</b>
5	9:42:29.507	<b>44.795</b>	+0.108	16.842	16.639	11.314
6	9:43:14.194	<b>44.687</b>		<b>16.704</b>	<b>16.631</b>	11.352
7	9:43:58.905	<b>44.711</b>	+0.024	16.737	16.678	11.296
8	9:44:43.677	<b>44.772</b>	+0.085	16.755	16.662	11.355
9	9:45:28.386	<b>44.709</b>	+0.022	16.732	16.646	11.331

(881) Jacob Trost

1	9:39:38.352	<b>50.080</b>	+5.346	19.500	18.384	12.196
2	9:40:24.645	<b>46.293</b>	+1.559	17.612	17.271	11.410
3	9:41:09.845	<b>45.200</b>	+0.466	17.024	16.841	11.335
4	9:41:55.680	<b>45.835</b>	+1.101	16.987	17.496	11.352
5	9:42:40.461	<b>44.781</b>	+0.047	16.765	16.802	<b>11.214</b>
6	9:43:25.204	<b>44.743</b>	+0.009	16.732	<b>16.680</b>	11.331
7	9:44:10.052	<b>44.848</b>	+0.114	16.733	16.828	11.287
8	9:44:54.786	<b>44.734</b>		<b>16.716</b>	16.752	11.266
9	9:45:39.660	<b>44.874</b>	+0.140	16.788	16.793	11.293

(905) Maxim Haroutounian

1	9:40:38.465	<b>48.173</b>	+3.410	18.376	18.122	11.675
2	9:41:24.305	<b>45.840</b>	+1.077	17.433	17.048	11.359
3	9:42:09.758	<b>45.453</b>	+0.690	17.000	17.208	11.245
4	9:42:54.521	<b>44.763</b>		<b>16.816</b>	16.649	11.298
5	9:43:40.923	<b>46.402</b>	+1.639	17.835	17.340	11.227
6	9:44:25.768	<b>44.845</b>	+0.082	16.967	<b>16.636</b>	11.242
7	9:45:10.772	<b>45.004</b>	+0.241	17.063	16.739	<b>11.202</b>

(872) Tobias Burgstahler

1	9:36:55.408	<b>48.809</b>	+3.886	18.730	18.171	11.908
2	9:37:42.056	<b>46.648</b>	+1.725	17.624	17.416	11.608
3	9:38:28.586	<b>46.530</b>	+1.607	18.028	17.114	11.388

Orbits





### X30 SENIOR

### Qualifying Practice Serie 1

Track length: 1.063 Km

Session Started: 11:18:01

Best Lap by: 895 - Phil Colin Streng - 43.734

Rank	#	Driver	Nat	Sponsor Entrant	Nat	License E-License	Make	laps	Best Lap	Diff	In Lap	Penalty
1	895	Phil Colin Streng	DEU	ADAC Württemberg e.V. Ebert Motorsport	DEU	ITE42785 EL38528	LN/IAME/Komet	7	43.734		7	
2	802	Nando Weixelbaumer	AUT	Valier Motorsport	DEU	ITEJK2078 KBF39300	Energy/IAME/Komet	7	43.783	0.049	5	
3	810	Daniel Guinchard	GBR	SFR Motorsport	GBR	ITC-C292117 IBL368379	KR/IAME/Komet	7	43.874	0.140	6	
4	822	Elia Weiss	DEU	DSK e.V. Ja zum Motorsport SIM-ON	DEU	ITG38504 KBF39246	Kosmic/IAME/Komet	7	43.875	0.141	6	
5	877	Niklas Hirsch	DEU	MSC Langenfeld e. V. im ADAC SIM-ON	DEU	ITF39320 KBF39246	Kosmic/IAME/Komet	7	43.995	0.261	6	
6	820	Felix Maurer	DEU	DUTT MOTORSPORT by FENSTER.com	LUX	NKA41244 IBLK867	Tony Kart/IAME/Komet	7	44.060	0.326	6	
7	844	Kevin Wagner	DEU	MSC-Langenfeld e. V. im ADAC Valier Motorsport	DEU	ITE 11828 KBF39300	Energy/IAME/Komet	7	44.061	0.327	5	
8	812	Rocco Curcio	DEU	Valier Motorsport	DEU	ITE29607 KBF15727	Energy/IAME/Komet	7	44.083	0.349	4	
9	907	Marco Pislor	DEU	RS Motorsport	DEU	ITE 39019 KBF10332	CRG/IAME/Komet	7	44.108	0.374	4	
10	884	Davin Singer	DEU	ADAC Südbaden e.V. CV Performance Group	DEU	ITE 23384 BIF38321	KR/IAME/Komet	7	44.156	0.422	4	
11	890	Leonard Hocker	DEU	RS-Motorsport	DEU	NKA22440 KBF40372	CRG/IAME/Komet	7	44.199	0.465	5	
12	816	Elias Schorneck	DEU	VDB Kart Racing	DEU	ITE40538 KBF10478	Tony Kart/IAME/Komet	7	44.226	0.492	4	
13	898	Hawk Baylaan White	GBR	AT Motorsport	DEU	ITE40903 BIC38996	Expriit/IAME/Komet	7	44.263	0.529	5	
14	806	Moritz Fischer	DEU	ADAC Pfalz e.V. DUTT MOTORSP. by FENSTER.COM	LUX	NKA26409 IBLK867	Tony Kart/IAME/Komet	7	44.281	0.547	7	
15	818	Matthy Vandebroek	DEU	VDB Kart Racing	DEU	ITE 11491 KBF10478	Tony Kart/IAME/Komet	7	44.347	0.613	5	
16	833	Jannik Remmert	DEU	VDB Kart Racing	DEU	ITE19994 KBF10478	Tony Kart/IAME/Komet	7	44.350	0.616	6	
17	904	Tobias Feeser	DEU	Sonja Feeser	DEU	ITE13863 BEK1198789	KR/IAME/Komet	5	44.368	0.634	4	
18	891	Luka Koullen	NLD	PCH Racing	DEU	NKA50483 BIF39956	LN/IAME/Komet	6	44.372	0.638	6	
19	808	Eric Wess	DEU	Kartshop Ampfing	DEU	NKA38485 KBF25142	Drago Corse/IAME/Komet	7	44.393	0.659	4	
20	827	Julius Berthold	DEU	TB Racing Team	DEU	ITF38613 KBF38262	KR/IAME/Komet	7	44.549	0.815	6	
21	855	Matti Klasen	DEU	DSK e.V. Ja zum Motorsport RMW Motorsport	DEU	ITE13782 BIC39010	Tony Kart/IAME/Komet	7	44.600	0.866	5	
22	843	Luis Simon	DEU	PCH Racing	DEU	NKA36581 39956	LN/IAME/Komet	7	44.620	0.886	5	
23	814	Nina Aptsiauri	GEO	CRG Deutschland	DEU	ITF230054 KBF18122	CRG/IAME/Komet	7	45.199	1.465	4	


Timekeeper  
M.Riehmers

Race Director  
H.Seidel

Page 1/1

These results are provisional until the conclusion of any judicial and technical matters!

Printed: 11.05.2024 / 11:35



INT. ADAC Kartrennen Ampfing

X30 SENIOR

Ampfing 1,063 Km

Qualifying Practice Serie 1

11.05.2024 11:18

Qualifying (6:00 Time) started at 11:18:01

Lap	Time of Day	Lap Tm	Diff	S1 Tm	S2 Tm	S3 Tm	Lap	Time of Day	Lap Tm	Diff	S1 Tm	S2 Tm	S3 Tm
<b>(895) Phil Colin Strenge</b>							1	11:19:45.620	<b>46.295</b>	+2.187	17.683	17.223	11.389
1	11:19:50.545	<b>46.459</b>	+2.725	17.667	17.535	11.257	2	11:20:30.504	<b>44.884</b>	+0.776	16.943	16.690	11.251
2	11:20:35.217	<b>44.672</b>	+0.938	16.986	16.709	10.977	3	11:21:14.791	<b>44.287</b>	+0.179	16.679	16.429	11.179
3	11:21:19.315	<b>44.098</b>	+0.364	16.686	16.460	10.952	4	11:21:58.899	<b>44.108</b>		16.630	<b>16.385</b>	<b>11.093</b>
4	11:22:03.257	<b>43.942</b>	+0.208	16.569	16.407	10.966	5	11:22:43.016	<b>44.117</b>	+0.009	<b>16.541</b>	16.455	11.121
5	11:22:47.119	<b>43.862</b>	+0.128	16.529	16.388	10.945	6	11:23:27.253	<b>44.237</b>	+0.129	16.561	16.482	11.194
6	11:23:30.862	<b>43.743</b>	+0.009	16.460	<b>16.354</b>	10.929	7	11:24:11.578	<b>44.325</b>	+0.217	16.629	16.546	11.150
7	11:24:14.596	<b>43.734</b>		<b>16.450</b>	16.360	<b>10.924</b>	<b>(884) Davin Singer</b>						
<b>(802) Nando Weixelbaumer</b>							1	11:19:43.678	<b>46.305</b>	+2.149	17.682	17.230	11.393
1	11:19:54.630	<b>45.515</b>	+1.732	17.237	16.980	11.298	2	11:20:28.367	<b>44.689</b>	+0.533	16.851	16.728	11.110
2	11:20:39.348	<b>44.718</b>	+0.935	16.931	16.593	11.194	3	11:21:12.837	<b>44.470</b>	+0.314	16.683	16.676	11.111
3	11:21:23.295	<b>43.947</b>	+0.164	16.618	16.375	<b>10.954</b>	4	11:21:56.993	<b>44.156</b>		16.586	<b>16.517</b>	<b>11.053</b>
4	11:22:07.329	<b>44.034</b>	+0.251	16.609	16.432	10.993	5	11:22:41.410	<b>44.117</b>	+0.261	<b>16.584</b>	16.680	11.153
5	11:22:51.112	<b>43.783</b>		<b>16.384</b>	<b>16.360</b>	11.039	6	11:23:25.700	<b>44.290</b>	+0.134	16.584	16.622	11.084
6	11:23:35.062	<b>43.950</b>	+0.167	16.498	16.422	11.030	7	11:24:10.170	<b>44.470</b>	+0.314	16.637	16.622	11.211
7	11:24:19.040	<b>43.978</b>	+0.195	16.468	16.445	11.065	<b>(890) Leonard Hocker</b>						
<b>(810) Daniel Guinchard</b>							1	11:20:18.875	<b>46.818</b>	+2.619	17.785	17.350	11.683
1	11:19:58.045	<b>45.388</b>	+1.514	17.326	16.916	11.146	2	11:21:03.723	<b>44.848</b>	+0.649	16.891	16.761	11.196
2	11:20:42.296	<b>44.251</b>	+0.377	16.616	16.498	11.137	3	11:21:48.098	<b>44.375</b>	+0.176	16.598	16.646	11.131
3	11:21:26.434	<b>44.138</b>	+0.264	16.516	16.582	11.040	4	11:22:32.398	<b>44.300</b>	+0.101	16.523	16.649	11.128
4	11:22:10.685	<b>44.251</b>	+0.377	16.463	16.690	11.098	5	11:23:16.597	<b>44.199</b>		16.539	<b>16.582</b>	<b>11.078</b>
5	11:22:54.631	<b>43.946</b>	+0.072	16.446	16.466	11.034	6	11:24:00.911	<b>44.314</b>	+0.115	16.579	16.629	11.106
6	11:23:38.505	<b>43.874</b>		<b>16.439</b>	<b>16.411</b>	<b>11.024</b>	7	11:24:45.215	<b>44.304</b>	+0.105	<b>16.500</b>	16.645	11.159
7	11:24:22.571	<b>44.066</b>	+0.192	16.458	16.501	11.107	<b>(896) Elias Schorneck</b>						
<b>(822) Elia Weiss</b>							1	11:19:49.803	<b>46.407</b>	+2.181	17.581	17.354	11.472
1	11:19:42.140	<b>46.132</b>	+2.257	17.639	17.242	11.251	2	11:20:34.621	<b>44.818</b>	+0.592	17.012	16.586	11.220
2	11:20:26.741	<b>44.601</b>	+0.726	16.837	16.645	11.119	3	11:21:18.870	<b>44.249</b>	+0.023	16.643	<b>16.489</b>	11.117
3	11:21:10.900	<b>44.159</b>	+0.284	16.595	16.508	11.056	4	11:22:03.096	<b>44.226</b>		16.665	16.536	11.025
4	11:21:54.832	<b>43.932</b>	+0.057	16.531	<b>16.401</b>	11.000	5	11:22:47.516	<b>44.420</b>	+0.194	16.912	16.514	<b>10.994</b>
5	11:22:38.820	<b>43.988</b>	+0.113	16.507	16.443	11.038	6	11:23:31.804	<b>44.288</b>	+0.062	16.644	16.564	11.080
6	11:23:22.695	<b>43.875</b>		16.457	16.464	<b>10.954</b>	7	11:24:16.043	<b>44.239</b>	+0.013	<b>16.638</b>	16.523	11.078
7	11:24:06.587	<b>43.892</b>	+0.017	<b>16.386</b>	16.478	11.028	<b>(898) Hawk Baylaan White</b>						
<b>(877) Niklas Hirsch</b>							1	11:19:57.199	<b>46.167</b>	+1.904	17.523	17.230	11.414
1	11:19:51.749	<b>48.628</b>	+4.633	17.656	19.556	11.416	2	11:20:42.176	<b>44.977</b>	+0.714	16.956	16.827	11.194
2	11:20:36.570	<b>44.821</b>	+0.826	16.882	16.790	11.149	3	11:21:27.009	<b>44.833</b>	+0.570	17.032	16.648	11.153
3	11:21:20.705	<b>44.135</b>	+0.140	16.539	16.549	11.047	4	11:22:12.360	<b>45.351</b>	+1.088	16.782	16.692	11.877
4	11:22:04.878	<b>44.173</b>	+0.178	16.643	16.506	11.024	5	11:22:56.623	<b>44.263</b>		<b>16.564</b>	16.582	<b>11.117</b>
5	11:22:48.987	<b>44.109</b>	+0.114	<b>16.501</b>	16.549	11.059	6	11:23:40.986	<b>44.363</b>	+0.100	16.608	<b>16.563</b>	11.192
6	11:23:32.982	<b>43.995</b>		16.541	<b>16.461</b>	<b>10.993</b>	7	11:24:25.520	<b>44.534</b>	+0.271	16.687	16.607	11.240
7	11:24:17.205	<b>44.223</b>	+0.228	16.523	16.581	11.119	<b>(806) Moritz Fischer</b>						
<b>(820) Felix Maurer</b>							1	11:20:09.383	<b>46.782</b>	+2.501	17.936	17.564	11.282
1	11:19:59.606	<b>47.153</b>	+3.093	17.898	17.910	11.345	2	11:20:54.540	<b>45.157</b>	+0.876	17.191	16.844	11.122
2	11:20:44.279	<b>44.673</b>	+0.613	16.839	16.712	11.122	3	11:21:39.099	<b>44.559</b>	+0.278	16.786	16.710	11.063
3	11:21:28.415	<b>44.136</b>	+0.076	16.454	16.554	11.128	4	11:22:23.533	<b>44.434</b>	+0.153	16.763	16.607	11.064
4	11:22:12.623	<b>44.208</b>	+0.148	16.456	<b>16.479</b>	11.273	5	11:23:07.957	<b>44.424</b>	+0.143	16.711	16.607	11.106
5	11:22:57.885	<b>45.262</b>	+1.202	17.623	16.588	<b>11.051</b>	6	11:23:52.344	<b>44.387</b>	+0.106	16.667	16.695	<b>11.025</b>
6	11:23:41.945	<b>44.050</b>		<b>16.421</b>	16.527	11.112	7	11:24:36.625	<b>44.261</b>		<b>16.651</b>	<b>16.568</b>	11.062
7	11:24:26.186	<b>44.241</b>	+0.181	16.537	16.587	11.117	<b>(818) Matthy Vandebroek</b>						
<b>(844) Kevin Wagner</b>							1	11:20:02.169	<b>46.929</b>	+2.582	17.982	17.433	11.514
1	11:19:56.109	<b>45.883</b>	+1.822	17.576	17.070	11.237	2	11:20:47.316	<b>45.147</b>	+0.800	17.117	16.742	11.288
2	11:20:41.214	<b>45.105</b>	+1.044	16.799	16.907	11.399	3	11:21:32.323	<b>45.007</b>	+0.660	17.112	16.715	11.180
3	11:21:25.684	<b>44.470</b>	+0.409	16.637	16.697	11.136	4	11:22:16.758	<b>44.435</b>	+0.088	16.719	16.581	<b>11.135</b>
4	11:22:09.885	<b>44.201</b>	+0.140	16.613	16.507	<b>11.081</b>	5	11:23:01.105	<b>44.347</b>		<b>16.671</b>	16.496	11.180
5	11:22:53.946	<b>44.061</b>		<b>16.516</b>	<b>16.421</b>	11.124	6	11:23:45.605	<b>44.500</b>	+0.153	16.691	<b>16.494</b>	11.315
6	11:23:38.157	<b>44.211</b>	+0.150	16.553	16.554	11.104	7	11:24:30.275	<b>44.670</b>	+0.323	16.829	16.573	11.268
7	11:24:22.444	<b>44.287</b>	+0.226	16.574	16.528	11.185	<b>(833) Jannik Remmert</b>						
<b>(812) Rocco Curcio</b>							1	11:19:46.819	<b>46.335</b>	+1.985	17.720	17.286	11.329
1	11:19:54.112	<b>45.561</b>	+1.478	17.406	16.982	11.173	2	11:20:31.819	<b>45.000</b>	+0.650	17.091	16.750	11.159
2	11:20:38.889	<b>44.777</b>	+0.694	16.946	16.599	11.232	3	11:21:16.330	<b>44.511</b>	+0.161	16.811	16.576	11.124
3	11:21:23.062	<b>44.173</b>	+0.090	16.579	16.582	<b>11.012</b>	4	11:22:00.799	<b>44.469</b>	+0.119	16.747	16.616	11.106
4	11:22:07.145	<b>44.033</b>		<b>16.538</b>	<b>16.463</b>	11.082	5	11:22:45.263	<b>44.464</b>	+0.114	<b>16.724</b>	16.560	11.180
5	11:22:51.620	<b>44.475</b>	+0.392	16.822	16.582	11.071	6	11:23:29.613	<b>44.350</b>		16.725	16.571	<b>11.054</b>
6	11:23:35.835	<b>44.215</b>	+0.132	16.558	16.522	11.135	7	11:24:13.999	<b>44.386</b>	+0.036	16.743	<b>16.531</b>	11.112
7	11:24:20.148	<b>44.313</b>	+0.230	16.561	16.648	11.104	<b>(904) Tobias Feesser</b>						
<b>(907) Marco Pistor</b>							1	11:21:45.129	<b>46.209</b>	+1.841	17.586	17.366	11.257
1	11:21:45.129	<b>46.209</b>	+1.841	17.586	17.366	11.257	2	11:22:29.817	<b>44.688</b>	+0.320	16.913	16.690	11.085

Orbits



INT. ADAC Kartrennen Ampfing

X30 SENIOR

Ampfing 1,063 Km

Qualifying Practice Serie 1

11.05.2024 11:18

Qualifying (6:00 Time) started at 11:18:01

Lap	Time of Day	Lap Tm	Diff	S1 Tm	S2 Tm	S3 Tm	Lap	Time of Day	Lap Tm	Diff	S1 Tm	S2 Tm	S3 Tm
3	11:23:14.452	<b>44.635</b>	+0.267	16.913	<b>16.549</b>	11.173							
4	11:23:58.820	<b>44.368</b>		<b>16.690</b>	16.619	<b>11.059</b>							
5	11:24:43.195	<b>44.375</b>	+0.007	16.726	16.580	11.069							
<b>(891) Luka Koullen</b>													
1	11:20:41.322	<b>48.214</b>	+3.842	18.624	17.932	11.658							
2	11:21:26.787	<b>45.465</b>	+1.093	17.198	17.057	11.210							
3	11:22:11.498	<b>44.711</b>	+0.339	16.767	16.810	<b>11.134</b>							
4	11:22:55.962	<b>44.464</b>	+0.092	16.689	<b>16.526</b>	11.249							
5	11:23:40.690	<b>44.728</b>	+0.356	<b>16.605</b>	16.761	11.362							
6	11:24:25.062	<b>44.372</b>		16.687	16.546	11.139							
<b>(808) Eric Wess</b>													
1	11:20:02.740	<b>45.967</b>	+1.574	17.705	17.010	11.252							
2	11:20:47.479	<b>44.739</b>	+0.346	16.798	16.736	11.205							
3	11:21:31.897	<b>44.418</b>	+0.025	16.723	16.527	11.168							
4	11:22:16.290	<b>44.393</b>		<b>16.650</b>	16.626	<b>11.117</b>							
5	11:23:00.790	<b>44.500</b>	+0.107	16.696	<b>16.520</b>	11.284							
6	11:23:45.630	<b>44.840</b>	+0.447	16.734	16.573	11.533							
7	11:24:30.505	<b>44.875</b>	+0.482	17.018	16.551	11.306							
<b>(827) Julius Berthold</b>													
1	11:19:54.721	<b>47.418</b>	+2.869	18.173	17.705	11.540							
2	11:20:40.813	<b>46.092</b>	+1.543	17.269	17.495	11.328							
3	11:21:26.060	<b>45.247</b>	+0.698	16.855	17.214	11.178							
4	11:22:11.137	<b>45.077</b>	+0.528	16.709	17.165	11.203							
5	11:22:55.746	<b>44.609</b>	+0.060	16.747	<b>16.685</b>	11.177							
6	11:23:40.295	<b>44.549</b>		<b>16.599</b>	16.748	11.202							
7	11:24:24.948	<b>44.653</b>	+0.104	16.726	16.783	<b>11.144</b>							
<b>(855) Matti Klasen</b>													
1	11:20:03.918	<b>46.364</b>	+1.764	17.829	17.207	11.328							
2	11:20:49.159	<b>45.241</b>	+0.641	17.086	16.890	11.265							
3	11:21:34.113	<b>44.954</b>	+0.354	16.852	16.871	11.231							
4	11:22:18.789	<b>44.676</b>	+0.076	16.734	16.802	11.140							
5	11:23:03.389	<b>44.600</b>		<b>16.713</b>	<b>16.732</b>	11.155							
6	11:23:48.033	<b>44.644</b>	+0.044	16.752	16.769	<b>11.123</b>							
7	11:24:32.797	<b>44.764</b>	+0.164	16.744	16.787	11.233							
<b>(843) Luis Simon</b>													
1	11:20:04.661	<b>48.872</b>	+4.252	18.127	19.284	11.461							
2	11:20:49.841	<b>45.180</b>	+0.560	17.166	16.770	11.244							
3	11:21:34.626	<b>44.785</b>	+0.165	16.946	16.680	11.159							
4	11:22:19.647	<b>45.021</b>	+0.401	17.049	16.774	11.198							
5	11:23:04.267	<b>44.620</b>		16.839	16.655	<b>11.126</b>							
6	11:23:48.893	<b>44.626</b>	+0.006	<b>16.830</b>	<b>16.637</b>	11.159							
7	11:24:33.590	<b>44.697</b>	+0.077	16.890	16.681	11.126							
<b>(814) Nina Aptsiauri</b>													
1	11:20:05.994	<b>47.675</b>	+2.476	18.172	17.655	11.848							
2	11:20:52.037	<b>46.043</b>	+0.844	17.432	17.120	11.491							
3	11:21:37.437	<b>45.400</b>	+0.201	17.153	16.904	11.343							
4	11:22:22.636	<b>45.199</b>		<b>16.974</b>	16.855	11.370							
5	11:23:07.853	<b>45.217</b>	+0.018	16.990	16.847	11.380							
6	11:23:53.090	<b>45.237</b>	+0.038	17.128	<b>16.767</b>	<b>11.342</b>							
7	11:24:38.350	<b>45.260</b>	+0.061	17.064	16.853	11.343							



### X30 SENIOR

### Qualifying Practice Serie 2

Track length: 1.063 Km

Session Started: 11:29:01

Best Lap by: 854 - Daniel Brozovic - 44,018

Rank	#	Driver	Nat	Sponsor Entrant	Nat	License E-License	Make	laps	Best Lap	Diff	In Lap	Penalty
1	854	Daniel Brozovic	DEU	TR Motorsport	DEU	ITE 42036 KBF23400	OTK/IAME/Komet	7	44.018		6	
2	835	Jarno Wiese	DEU	VDB Kart Racing	DEU	ITE 40767 KBF10478	OTK/IAME/Komet	6	44.143	0.125	5	
3	830	Max Hezel	DEU	ADAC Hessen-Thüringen e.V. CV Performance Group	DEU	ITF38265 BIF38321	KR/IAME/Komet	7	44.187	0.169	5	
4	864	Marc Gerstenkorn	CHE	Kartshop Ampfing	DEU	ITF375 BIF25142	Drago Corse/IAME/Komet	7	44.201	0.183	6	
5	823	Jason Bralic	NLD	SIM-ON	DEU	ITG46957 KBF39246	Kosmic/IAME/Komet	7	44.214	0.196	5	
6	885	Carl Luthardt	DEU	TB Racing Team	DEU	ITE 37029 KBF38262	KR/IAME/Komet	7	44.217	0.199	5	
7	815	Moritz Wolber	DEU	ADAC Südbaden e.V. NEES RACING	DEU	NKA16641 BIF17863	Maranello/IAME/Komet	7	44.232	0.214	5	
8	876	Cemil Bayyati	DEU	Dörr Motorsport	DEU	ITG15366 BIF38420	KR/IAME/Komet	7	44.240	0.222	6	
9	887	Torben Gröndahl	DEU	MSC Groß Dölln e.V. im ADAC CV Performance Group	DEU	ITC-C14120 BIF38321	KR/IAME/Komet	7	44.243	0.225	7	
10	809	Luis Esser	DEU	RMW Motorsport	DEU	ITE 11661 KBF39010	OTK/IAME/Komet	6	44.256	0.238	6	
11	836	Max Ohsenbrink	DEU	KSL Racing Team	DEU	ITE18670 KBF1304585	Alonso/IAME/Komet	6	44.314	0.296	5	
12	829	Lutz Ohsenbrink	DEU	KSL Racing Team	DEU	ITE40759 KBF1304585	Alonso/IAME/Komet	6	44.335	0.317	4	
13	845	Jan Waibel	DEU	ADAC Mittelrhein e.V. VDB Kart Racing	DEU	NKA12495 KBF10478	Tony Kart/IAME/Komet	7	44.362	0.344	7	
14	817	Maximilian Engelstädter	DEU	Dörr Motorsport	DEU	NKA40565 BIF38420	KR/IAME/Komet	6	44.516	0.498	5	
15	888	Louis Schütze	DEU	RF Racing	DEU	ITE 17941 KBF41358	KR/IAME/Komet	7	44.565	0.547	5	
16	881	Jacob Trost	DEU	ADAC Hessen-Thüringen e.V. DUTT MOTORSPORT by FENSTER.COM	LUX	NKA41233 IDCK867	Tony Kart/IAME/Komet	7	44.571	0.553	7	
17	821	Manuel Wagner	DEU	RS-Motorsport	DEU	ITE 39259 KBF40372	CRG/IAME/Komet	7	44.591	0.573	6	
18	905	Maxim Haroutounian	NLD	Keijzer Falcon Racing Team	NLD	ITE49031 IBL12132	Falcon/IAME/Komet	7	44.346	0.328	7	+5Pos
19	824	Noel Hongoero	DEU	VDB Kart Racing	DEU	NKA39248 KBF10478	Tony Kart/IAME/Komet	7	44.654	0.636	4	
20	811	Karl Schmiederer	DEU	RS-Motorsport	DEU	ITE39775 KBF40372	CRG/IAME/Komet	7	44.661	0.643	7	
21	853	Devin Leon Ucar	DEU	ADAC Pfalz e.V. Sezai Ucar	DEU	ITF40418 EBK4018	Tony Kart /IAME/Komet	7	44.780	0.762	6	
22	872	Tobias Burgstahler	DEU	ADAC Württemberg e.V. Stern Motorsport	DEU	NKA38364 KBF38195	KR/IAME/Komet	7	44.910	0.892	6	

#### Announcements

# 905 + 5 pos. front fairing


Timekeeper  
M.Riehmers

Race Director  
H.Seidel

Page 1/1

These results are provisional until the conclusion of any judicial and technical matters!

Printed: 11.05.2024 / 11:47





INT. ADAC Kartrennen Ampfing

X30 SENIOR

Ampfing 1,063 Km

Qualifying Practice Serie 2

11.05.2024 11:29

Qualifying (6:00 Time) started at 11:29:01

Lap	Time of Day	Lap Tm	Diff	S1 Tm	S2 Tm	S3 Tm
<b>(854) Daniel Brozovic</b>						
1	11:30:43.840	<b>46.775</b>	+2.757	18.063	17.402	11.310
2	11:31:28.442	<b>44.602</b>	+0.584	16.886	16.651	11.065
3	11:32:12.806	<b>44.364</b>	+0.346	16.640	16.624	11.100
4	11:32:56.952	<b>44.146</b>	+0.128	16.534	<b>16.497</b>	11.115
5	11:33:41.007	<b>44.055</b>	+0.037	16.481	16.545	<b>11.029</b>
6	11:34:25.025	<b>44.018</b>		<b>16.442</b>	16.523	<b>11.053</b>
7	11:35:09.500	<b>44.475</b>	+0.457	16.618	16.675	11.182

Lap	Time of Day	Lap Tm	Diff	S1 Tm	S2 Tm	S3 Tm
<b>(835) Jarno Wiese</b>						
1	11:31:25.375	<b>49.538</b>	+5.395	17.665	20.408	11.475
2	11:32:10.422	<b>45.047</b>	+0.904	17.133	16.740	11.174
3	11:32:54.722	<b>44.300</b>	+0.157	16.648	16.584	11.068
4	11:33:38.919	<b>44.197</b>	+0.054	16.621	<b>16.490</b>	11.086
5	11:34:23.062	<b>44.143</b>		<b>16.572</b>	16.522	<b>11.049</b>
6	11:35:07.256	<b>44.194</b>	+0.051	16.595	16.535	11.064

Lap	Time of Day	Lap Tm	Diff	S1 Tm	S2 Tm	S3 Tm
<b>(830) Max Hezel</b>						
1	11:30:43.917	<b>47.222</b>	+3.035	18.183	17.441	11.598
2	11:31:28.989	<b>45.072</b>	+0.885	17.046	16.780	11.246
3	11:32:13.324	<b>44.335</b>	+0.148	16.648	16.569	11.118
4	11:32:57.589	<b>44.265</b>	+0.078	16.600	16.551	11.114
5	11:33:41.776	<b>44.187</b>		<b>16.562</b>	16.546	11.079
6	11:34:26.070	<b>44.294</b>	+0.107	16.604	16.627	<b>11.063</b>
7	11:35:10.377	<b>44.307</b>	+0.120	16.584	<b>16.538</b>	11.185

Lap	Time of Day	Lap Tm	Diff	S1 Tm	S2 Tm	S3 Tm
<b>(864) Marc Gerstenkorn</b>						
1	11:30:54.286	<b>46.634</b>	+2.433	17.833	17.289	11.512
2	11:31:39.426	<b>45.140</b>	+0.939	17.116	16.929	11.095
3	11:32:24.282	<b>44.856</b>	+0.655	16.748	16.709	11.399
4	11:33:08.599	<b>44.317</b>	+0.116	16.605	<b>16.492</b>	11.220
5	11:33:52.893	<b>44.294</b>	+0.093	16.653	16.542	11.099
6	11:34:37.094	<b>44.201</b>		<b>16.571</b>	16.492	11.138
7	11:35:21.296	<b>44.202</b>	+0.001	16.603	16.545	<b>11.054</b>

Lap	Time of Day	Lap Tm	Diff	S1 Tm	S2 Tm	S3 Tm
<b>(823) Jason Bralic</b>						
1	11:30:54.094	<b>48.430</b>	+4.216	18.251	18.119	12.060
2	11:31:39.226	<b>45.192</b>	+0.918	17.124	16.897	11.111
3	11:32:23.868	<b>44.642</b>	+0.428	16.771	16.723	11.148
4	11:33:08.234	<b>44.366</b>	+0.152	16.654	<b>16.526</b>	11.186
5	11:33:52.448	<b>44.214</b>		<b>16.561</b>	16.542	11.111
6	11:34:36.740	<b>44.292</b>	+0.078	16.645	16.569	11.078
7	11:35:20.998	<b>44.258</b>	+0.044	16.594	16.590	<b>11.074</b>

Lap	Time of Day	Lap Tm	Diff	S1 Tm	S2 Tm	S3 Tm
<b>(885) Carl Luthardt</b>						
1	11:30:53.769	<b>46.992</b>	+2.775	17.928	17.530	11.534
2	11:31:39.014	<b>45.245</b>	+0.128	17.085	16.956	11.204
3	11:32:23.480	<b>44.466</b>	+0.249	16.788	16.625	11.053
4	11:33:07.861	<b>44.381</b>	+0.164	16.717	16.628	11.036
5	11:33:52.078	<b>44.217</b>		<b>16.611</b>	<b>16.547</b>	11.059
6	11:34:36.322	<b>44.244</b>	+0.027	16.636	16.592	<b>11.016</b>
7	11:35:20.593	<b>44.271</b>	+0.054	16.644	16.566	11.061

Lap	Time of Day	Lap Tm	Diff	S1 Tm	S2 Tm	S3 Tm
<b>(815) Moritz Wolber</b>						
1	11:31:12.228	<b>46.339</b>	+2.107	17.789	17.259	11.291
2	11:31:57.145	<b>44.917</b>	+0.685	17.012	16.785	11.120
3	11:32:41.679	<b>44.534</b>	+0.302	16.722	16.607	11.205
4	11:33:26.107	<b>44.428</b>	+0.196	16.652	16.645	11.131
5	11:34:10.339	<b>44.232</b>		16.618	<b>16.512</b>	11.102
6	11:34:54.575	<b>44.236</b>	+0.004	<b>16.607</b>	16.556	<b>11.073</b>
7	11:35:38.931	<b>44.356</b>	+0.124	16.647	16.588	11.121

Lap	Time of Day	Lap Tm	Diff	S1 Tm	S2 Tm	S3 Tm
<b>(876) Cemil Bayyati</b>						
1	11:31:11.761	<b>46.867</b>	+2.627	18.078	17.417	11.372
2	11:31:56.819	<b>45.058</b>	+0.818	17.100	16.848	11.110
3	11:32:41.382	<b>44.563</b>	+0.323	16.715	16.704	11.144
4	11:33:25.737	<b>44.355</b>	+0.115	16.698	16.638	11.019
5	11:34:10.030	<b>44.293</b>	+0.053	16.651	16.614	11.028
6	11:34:54.270	<b>44.240</b>		16.643	16.614	<b>10.983</b>
7	11:35:38.543	<b>44.273</b>	+0.033	<b>16.604</b>	<b>16.610</b>	11.059

Lap	Time of Day	Lap Tm	Diff	S1 Tm	S2 Tm	S3 Tm
<b>(887) Torben Gröndahl</b>						
1	11:30:42.739	<b>45.963</b>	+1.720	17.541	17.103	11.319

Lap	Time of Day	Lap Tm	Diff	S1 Tm	S2 Tm	S3 Tm
<b>(809) Luis Esser</b>						
2	11:31:27.368	<b>44.629</b>	+0.386	16.799	16.658	11.172
3	11:32:11.776	<b>44.408</b>	+0.165	16.652	16.602	11.154
4	11:32:56.125	<b>44.349</b>	+0.106	16.673	<b>16.525</b>	11.151
5	11:33:40.570	<b>44.445</b>	+0.202	16.630	16.620	11.195
6	11:34:24.848	<b>44.278</b>	+0.035	16.624	16.552	<b>11.102</b>
7	11:35:09.091	<b>44.243</b>		<b>16.592</b>	16.539	11.112

Lap	Time of Day	Lap Tm	Diff	S1 Tm	S2 Tm	S3 Tm
<b>(809) Luis Esser</b>						
1	11:31:24.174	<b>46.071</b>	+1.815	17.327	17.609	11.135
2	11:32:09.026	<b>44.852</b>	+0.596	16.738	16.799	11.315
3	11:32:53.684	<b>44.658</b>	+0.402	16.715	16.781	11.162
4	11:33:38.200	<b>44.516</b>	+0.260	16.665	16.698	11.153
5	11:34:22.511	<b>44.311</b>	+0.055	<b>16.581</b>	16.684	<b>11.046</b>
6	11:35:06.767	<b>44.256</b>		16.583	<b>16.579</b>	11.094

Lap	Time of Day	Lap Tm	Diff	S1 Tm	S2 Tm	S3 Tm
<b>(836) Max Ohsenbrink</b>						
1	11:31:23.491	<b>45.905</b>	+1.591	17.424	17.228	11.253
2	11:32:08.179	<b>44.688</b>	+0.374	16.859	16.666	11.163
3	11:32:52.535	<b>44.356</b>	+0.042	16.654	16.620	11.082
4	11:33:36.871	<b>44.336</b>	+0.022	<b>16.545</b>	16.690	11.101
5	11:34:21.185	<b>44.314</b>		16.645	<b>16.599</b>	<b>11.070</b>
6	11:35:05.533	<b>44.348</b>	+0.034	16.574	16.679	11.095

Lap	Time of Day	Lap Tm	Diff	S1 Tm	S2 Tm	S3 Tm
<b>(829) Lutz Ohsenbrink</b>						
1	11:31:23.358	<b>46.119</b>	+1.784	17.612	17.028	11.479
2	11:32:08.435	<b>45.077</b>	+0.742	17.188	16.728	11.161
3	11:32:52.890	<b>44.455</b>	+0.120	16.735	16.586	11.134
4	11:33:37.225	<b>44.335</b>		16.617	16.603	<b>11.115</b>
5	11:34:21.594	<b>44.369</b>	+0.034	16.614	<b>16.526</b>	11.229
6	11:35:05.931	<b>44.337</b>	+0.002	<b>16.540</b>	16.660	11.137

Lap	Time of Day	Lap Tm	Diff	S1 Tm	S2 Tm	S3 Tm
<b>(845) Jan Waibel</b>						
1	11:30:54.556	<b>46.029</b>	+1.667	17.587	17.061	11.381
2	11:31:39.791	<b>45.235</b>	+0.873	17.055	16.933	11.247
3	11:32:24.518	<b>44.727</b>	+0.365	16.794	16.751	11.182
4	11:33:08.977	<b>44.459</b>	+0.097	16.731	<b>16.501</b>	11.227
5	11:33:53.466	<b>44.489</b>	+0.127	<b>16.674</b>	16.730	11.085
6	11:34:37.966	<b>44.500</b>	+0.138	16.715	16.703	<b>11.082</b>
7	11:35:22.328	<b>44.362</b>		16.674	16.550	11.138

Lap	Time of Day	Lap Tm	Diff	S1 Tm	S2 Tm	S3 Tm
<b>(817) Maximilian Engelstädter</b>						
1	11:31:19.558	<b>46.846</b>	+2.330	17.943	17.367	11.536
2	11:32:05.035	<b>45.477</b>	+0.961	17.319	16.842	11.316
3	11:32:49.904	<b>44.869</b>	+0.353	16.847	16.756	11.266
4	11:33:34.510	<b>44.606</b>	+0.090	16.744	16.631	11.231
5	11:34:19.026	<b>44.516</b>		16.782	<b>16.557</b>	<b>11.177</b>
6	11:35:03.881	<b>44.855</b>	+0.339	<b>16.721</b>	16.760	11.374

Lap	Time of Day	Lap Tm	Diff	S1 Tm	S2 Tm	S3 Tm
<b>(888) Louis Schütze</b>						
1	11:31:17.131	<b>46.960</b>	+2.395	18.073	17.415	11.472
2	11:32:02.511	<b>45.380</b>	+0.815	17.193	16.953	11.234
3	11:32:47.393	<b>44.882</b>	+0.317	16.898	16.748	11.236
4	11:33:32.104	<b>44.711</b>	+0.146	16.829	16.721	11.161
5	11:34:16.669	<b>44.565</b>		16.743	<b>16.667</b>	<b>11.155</b>
6	11:35:01.246	<				

INT. ADAC Kartrennen Ampfing

X30 SENIOR

Ampfing 1,063 Km

Qualifying Practice Serie 2

11.05.2024 11:29

Qualifying (6:00 Time) started at 11:29:01

Lap	Time of Day	Lap Tm	Diff	S1 Tm	S2 Tm	S3 Tm	Lap	Time of Day	Lap Tm	Diff	S1 Tm	S2 Tm	S3 Tm
<b>(905) Maxim Haroutounian</b>													
1	11:30:53.073	<b>46.906</b>	+2.560	17.921	17.575	11.410							
2	11:31:38.414	<b>45.341</b>	+0.995	17.176	16.917	11.248							
3	11:32:23.131	<b>44.717</b>	+0.371	16.975	16.620	11.122							
4	11:33:08.122	<b>44.991</b>	+0.645	16.835	16.611	11.545							
5	11:33:53.195	<b>45.073</b>	+0.727	17.279	16.660	11.134							
6	11:34:37.610	<b>44.415</b>	+0.069	16.754	16.661	<b>11.000</b>							
7	11:35:21.956	<b>44.346</b>		<b>16.672</b>	<b>16.545</b>	11.129							
<b>(824) Noel Honguero</b>													
1	11:30:44.245	<b>46.789</b>	+2.135	17.861	17.421	11.507							
2	11:31:29.298	<b>45.053</b>	+0.399	16.969	16.773	11.311							
3	11:32:13.981	<b>44.683</b>	+0.029	16.756	<b>16.675</b>	11.252							
4	11:32:58.635	<b>44.654</b>		<b>16.623</b>	16.705	11.326							
5	11:33:43.451	<b>44.816</b>	+0.162	16.769	16.728	11.319							
6	11:34:28.201	<b>44.760</b>	+0.096	16.758	16.761	<b>11.231</b>							
7	11:35:13.274	<b>45.073</b>	+0.419	16.839	16.867	11.367							
<b>(811) Karl Schmiederer</b>													
1	11:30:57.576	<b>47.023</b>	+2.362	18.145	17.384	11.494							
2	11:31:42.914	<b>45.338</b>	+0.677	17.088	16.897	11.353							
3	11:32:27.866	<b>44.952</b>	+0.291	16.872	16.692	11.388							
4	11:33:12.731	<b>44.865</b>	+0.204	16.790	16.676	11.399							
5	11:33:57.414	<b>44.683</b>	+0.022	16.730	16.673	11.280							
6	11:34:42.083	<b>44.669</b>	+0.008	<b>16.712</b>	16.700	11.257							
7	11:35:26.744	<b>44.661</b>		16.751	<b>16.670</b>	<b>11.240</b>							
<b>(853) Devin Leon Ucar</b>													
1	11:30:58.382	<b>47.309</b>	+2.529	18.163	17.787	11.359							
2	11:31:43.530	<b>45.148</b>	+0.368	17.094	16.795	11.259							
3	11:32:28.467	<b>44.937</b>	+0.157	16.874	16.799	11.264							
4	11:33:13.365	<b>44.898</b>	+0.118	16.758	16.901	11.239							
5	11:33:58.166	<b>44.801</b>	+0.021	16.784	<b>16.734</b>	11.283							
6	11:34:42.946	<b>44.780</b>		<b>16.716</b>	16.812	11.252							
7	11:35:27.784	<b>44.838</b>	+0.058	16.767	16.874	<b>11.197</b>							
<b>(872) Tobias Burgstahler</b>													
1	11:30:47.367	<b>46.967</b>	+2.057	17.824	17.521	11.622							
2	11:31:33.146	<b>45.779</b>	+0.869	17.317	17.088	11.374							
3	11:32:18.439	<b>45.293</b>	+0.383	17.092	16.923	11.278							
4	11:33:03.756	<b>45.317</b>	+0.407	17.095	16.845	11.377							
5	11:33:48.722	<b>44.966</b>	+0.056	16.982	<b>16.765</b>	<b>11.219</b>							
6	11:34:33.632	<b>44.910</b>		<b>16.828</b>	16.792	11.290							
7	11:35:18.678	<b>45.046</b>	+0.136	16.943	16.851	11.252							

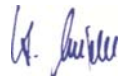


**DKM Round 2**
**X30 Senioren**
**Ampfing**
**Total Result Qualifying Fast Group / Slow Group**


Pos.	No.	Firstname	Lastname	NAT	Entrant	NAT	Make	Sponsor	Best Time	Pos	
										Driv.	Entr.
1	895	Phil	Colin	DEU	Ebert Motorsport	DEU	LN/IAME/Komet	ADAC Württemberg e.V.	43,734	1	A
2	854	Daniel	Brozovic	DEU	TR Motorsport	DEU	OTK/IAME/Komet		44,018	1	B
3	802	Nando	Weixelbaumer	AUT	Valier Motorsport	DEU	Energy/IAME/Komet		43,783	2	C
4	835	Jarno	Wiese	DEU	VDB Kart Racing	DEU	OTK/IAME/Komet		44,143	2	A
5	810	Daniel	Guinchard	GBR	SFR Motorsport	GBR	KR/IAME/Komet		43,874	3	B
6	830	Max	Hezel	DEU	CV Performance Group	DEU	KR/IAME/Komet	ADAC Hessen-Thüringen e.V.	44,187	3	C
7	822	Elia	Weiss	DEU	SIM-ON	DEU	Kosmic/IAME/Komet	DSK e.V. Ja zum Motorsport	43,875	4	A
8	864	Marc	Gerstenkorn	CHE	Kartshop Ampfing	DEU	Drago Corse/IAME/Komet		44,201	4	B
9	877	Niklas	Hirsch	DEU	SIM-ON	DEU	Kosmic/IAME/Komet	MSC Langenfeld e. V. im ADA	43,995	5	C
10	823	Jason	Bralic	NLD	SIM-ON	DEU	Kosmic/IAME/Komet		44,214	5	A
11	820	Felix	Maurer	DEU	DUTT MOTORSPORT by FENSTER.com	LUX	Tony Kart/IAME/Komet		44,060	6	B
12	885	Carl	Luthardt	DEU	TB Racing Team	DEU	KR/IAME/Komet		44,217	6	C
13	844	Kevin	Wagner	DEU	Valier Motorsport	DEU	Energy/IAME/Komet	MSC-Langenfeld e. V. im ADA	44,061	7	A
14	815	Moritz	Wolber	DEU	NEES RACING	DEU	Maranello/IAME/Komet	ADAC Südbaden e.V.	44,232	7	B
15	812	Rocco	Curcio	DEU	Valier Motorsport	DEU	Energy/IAME/Komet		44,083	8	C
16	876	Cemil	Bayyati	DEU	Dörr Motorsport	DEU	KR/IAME/Komet		44,240	8	A
17	907	Marco	Pislor	DEU	RS Motorsport	DEU	CRG/IAME/Komet		44,108	9	B
18	887	Torben	Gröndahl	DEU	CV Performance Group	DEU	KR/IAME/Komet	MSC Groß Dölln e.V. im ADAC	44,243	9	C
19	884	Davin	Singer	DEU	CV Performance Group	DEU	KR/IAME/Komet	ADAC Südbaden e.V.	44,156	10	A
20	809	Luis	Esser	DEU	RMW Motorsport	DEU	OTK/IAME/Komet		44,256	10	B
21	890	Leonard	Hocker	DEU	RS-Motorsport	DEU	CRG/IAME/Komet		44,199	11	C
22	836	Max	Ohsenbrink	DEU	KSL Racing Team	DEU	Alonso/IAME/Komet		44,314	11	A
23	816	Elias	Schorneck	DEU	VDB Kart Racing	DEU	Tony Kart/IAME/Komet		44,226	12	B
24	829	Lutz	Ohsenbrink	DEU	KSL Racing Team	DEU	Alonso/IAME/Komet		44,335	12	C
25	898	Hawk Baylaan	White	GBR	AT Motorsport	DEU	Expri/IAME/Komet		44,263	13	A
26	845	Jan	Waibel	DEU	VDB Kart Racing	DEU	Tony Kart/IAME/Komet	ADAC Mittelrhein e.V.	44,362	13	B
27	806	Moritz	Fischer	DEU	DUTT MOTORSP. by FENSTER.COM	LUX	Tony Kart/IAME/Komet	ADAC Pfalz e.V.	44,281	14	C
28	817	Maximilian	Engelstädter	DEU	Dörr Motorsport	DEU	KR/IAME/Komet		44,516	14	A
29	818	Matthy	Vandebroek	DEU	VDB Kart Racing	DEU	Tony Kart/IAME/Komet		44,347	15	B
30	888	Louis	Schütze	DEU	RF Racing	DEU	KR/IAME/Komet		44,565	15	C
31	833	Jannik	Remmert	DEU	VDB Kart Racing	DEU	Tony Kart/IAME/Komet		44,350	16	A
32	881	Jacob	Trost	DEU	DUTT MOTORSPORT by FENSTER.COM	LUX	Tony Kart/IAME/Komet	ADAC Hessen-Thüringen e.V.	44,571	16	B
33	904	Tobias	Feeser	DEU	Sonja Feeser	DEU	KR/IAME/Komet		44,368	17	C
34	821	Manuel	Wagner	DEU	RS-Motorsport	DEU	CRG/IAME/Komet		44,591	17	A
35	891	Luka	Koullen	NLD	PCH Racing	DEU	LN/IAME/Komet		44,372	18	B
36	905	Maxim	Haroutounian	NLD	Falcon Racing Team	NLD	Falcon/IAME/Komet	Keijzer	44,346	18	C
37	808	Eric	Wess	DEU	Kartshop Ampfing	DEU	Drago Corse/IAME/Komet		44,393	19	A
38	824	Noel	Honguero	DEU	VDB Kart Racing	DEU	Tony Kart/IAME/Komet		44,654	19	B
39	827	Julius	Berthold	DEU	TB Racing Team	DEU	KR/IAME/Komet		44,549	20	C
40	811	Karl	Schmiederer	DEU	RS-Motorsport	DEU	CRG/IAME/Komet		44,661	20	A
41	855	Matti	Klasen	DEU	RMW Motorsport	DEU	Tony Kart/IAME/Komet	DSK e.V. Ja zum Motorsport	44,600	21	B
42	853	Devin Leon	Ucar	DEU	Sezai Ucar	DEU	Tony Kart /IAME/Komet	ADAC Pfalz e.V.	44,780	21	C
43	843	Luis	Simon	DEU	PCH Racing	DEU	LN/IAME/Komet		44,620	22	A
44	872	Tobias	Burgstahler	DEU	Stern Motorsport	DEU	KR/IAME/Komet	ADAC Württemberg e.V.	44,910	22	B
45	814	Nina	Aptsiauri	GEO	CRG Deutschland	DEU	CRG/IAME/Komet		45,199	23	C

**Announcements:** These results are provisional until the conclusion of any judicial and technical matters

Race Director Horst Seidel:



Timekeeping M. Riehmers:



Printed: 11.05.2024 11:50

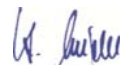
Posted at: h




**Heat organization**  
**DKM Round 2**  
**Ampfing**  
**X30 Senioren Group A**

Group	Pos	No.	Firstname	Lastname	Class	Overall BestTm
Group A	1	895	Phil Colin	Streng	X30 Senioren	43,734
Group A	4	835	Jarno	Wiese	X30 Senioren	44,143
Group A	7	822	Elia	Weiss	X30 Senioren	43,875
Group A	10	823	Jason	Bralic	X30 Senioren	44,214
Group A	13	844	Kevin	Wagner	X30 Senioren	44,061
Group A	16	876	Cemil	Bayyati	X30 Senioren	44,240
Group A	19	884	Davin	Singer	X30 Senioren	44,156
Group A	22	836	Max	Ohsenbrink	X30 Senioren	44,314
Group A	25	898	Hawk Baylaan	White	X30 Senioren	44,263
Group A	28	817	Maximilian	Engelstädter	X30 Senioren	44,516
Group A	31	833	Jannik	Remmert	X30 Senioren	44,350
Group A	34	821	Manuel	Wagner	X30 Senioren	44,591
Group A	37	808	Eric	Wess	X30 Senioren	44,393
Group A	40	811	Karl	Schmiederer	X30 Senioren	44,661
Group A	43	843	Luis	Simon	X30 Senioren	44,620

Race Director Horst Seidel:



Timekeeping M. Riehmers:



Printed: 11.05.2024 11:58

Posted at: h

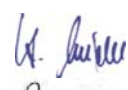





**Heat organization**  
**DKM Round 2**  
**Ampfing**  
**X30 Senioren Group B**

Group	Pos	No.	Firstname	Lastname	Class	Overall BestTm
Group B	2	854	Daniel	Brozovic	X30 Senioren	44,018
Group B	5	810	Daniel	Guinchard	X30 Senioren	43,874
Group B	8	864	Marc	Gerstenkorn	X30 Senioren	44,201
Group B	11	820	Felix	Maurer	X30 Senioren	44,060
Group B	14	815	Moritz	Wolber	X30 Senioren	44,232
Group B	17	907	Marco	Pislor	X30 Senioren	44,108
Group B	20	809	Luis	Esser	X30 Senioren	44,256
Group B	23	816	Elias	Schorneck	X30 Senioren	44,226
Group B	26	845	Jan	Waibel	X30 Senioren	44,362
Group B	29	818	Matthy	Vandebroek	X30 Senioren	44,347
Group B	32	881	Jacob	Trost	X30 Senioren	44,571
Group B	35	891	Luka	Koullen	X30 Senioren	44,372
Group B	38	824	Noel	Honguero	X30 Senioren	44,654
Group B	41	855	Matti	Klasen	X30 Senioren	44,600
Group B	44	872	Tobias	Burgstahler	X30 Senioren	44,910

Race Director Horst Seidel:



Timekeeping M. Riehmers:



Printed: 11.05.2024 11:58

Posted at: h




Heat organization  
DKM Round 2  
Ampfing  
X30 Senioren Group C

Group	Pos	No.	Firstname	Lastname	Class	Overall BestTm
Group C	3	802	Nando	Weixelbaumer	X30 Senioren	43,783
Group C	6	830	Max	Hezel	X30 Senioren	44,187
Group C	9	877	Niklas	Hirsch	X30 Senioren	43,995
Group C	12	885	Carl	Luthardt	X30 Senioren	44,217
Group C	15	812	Rocco	Curcio	X30 Senioren	44,083
Group C	18	887	Torben	Gröndahl	X30 Senioren	44,243
Group C	21	890	Leonard	Hocker	X30 Senioren	44,199
Group C	24	829	Lutz	Ohsenbrink	X30 Senioren	44,335
Group C	27	806	Moritz	Fischer	X30 Senioren	44,281
Group C	30	888	Louis	Schütze	X30 Senioren	44,565
Group C	33	904	Tobias	Feeser	X30 Senioren	44,368
Group C	36	905	Maxim	Haroutounian	X30 Senioren	44,346
Group C	39	827	Julius	Berthold	X30 Senioren	44,549
Group C	42	853	Devin Leon	Ucar	X30 Senioren	44,780
Group C	45	814	Nina	Aptsiauri	X30 Senioren	45,199

Race Director Horst Seidel:



Timekeeping M. Riehmers:



Printed: 11.05.2024 11:58

posted at: h



DKM Round 2

 Class: X30 Senioren  
 Date/Time: 11.05.2024 14:00

 Track: Ampfing  
 Heat: Heat 1 B-C  
 Laps: 12 lap

Edition 1

	35		18		36
	33		17		34
	31		16		32
Tobias Burgstahler	<b>872</b>	KR/IAME/Komet	15	Nina Aptsiauri	<b>814</b>
	29				30
Matti Klasen	<b>855</b>	Tony Kart/IAME/Komet	14	Devin Leon Ucar	<b>853</b>
	27				28
Noel Honguero	<b>824</b>	Tony Kart/IAME/Komet	13	Julius Berthold	<b>827</b>
	25				26
Luka Koullen	<b>891</b>	LN/IAME/Komet	12	Maxim Haroutounian	<b>905</b>
	23				24
Jacob Trost	<b>881</b>	Tony Kart/IAME/Komet	11	Tobias Feeser	<b>904</b>
	21				22
Matthy Vandebroek	<b>818</b>	Tony Kart/IAME/Komet	10	Louis Schütze	<b>888</b>
	19				20
Jan Waibel	<b>845</b>	Tony Kart/IAME/Komet	9	Moritz Fischer	<b>806</b>
	17				18
Elias Schorneck	<b>816</b>	Tony Kart/IAME/Komet	8	Lutz Ohsenbrink	<b>829</b>
	15				16
Luis Esser	<b>809</b>	OTK/IAME/Komet	7	Leonard Hocker	<b>890</b>
	13				14
Marco Pislör	<b>907</b>	CRG/IAME/Komet	6	Torben Gröndahl	<b>887</b>
	11				12
Moritz Wolber	<b>815</b>	Maranello/IAME/Komet	5	Rocco Curcio	<b>812</b>
	9				10
Felix Maurer	<b>820</b>	Tony Kart/IAME/Komet	4	Carl Luthardt	<b>885</b>
	7				8
Marc Gerstenkorn	<b>864</b>	Drago Corse/IAME/Komet	3	Niklas Hirsch	<b>877</b>
	5				6
Daniel Guinchard	<b>810</b>	KR/IAME/Komet	2	Max Hezel	<b>830</b>
	3				4
Daniel Brozovic	<b>854</b>	OTK/IAME/Komet	1	Nando Weixelbaumer	<b>802</b>
	1				2

Pole Position

Row

printed 11.05.2024 11:58



DKM Round 2

 Class: X30 Senioren  
 Date/Time: 11.05.2024 16:05

 Track: Ampfing  
 Heat: Heat 2 A-C  
 Laps: 12 lap

Edition 1

	18	
35		36
	17	
33		34
	16	
31		32
Luis Simon <b>843</b> LN/IAME/Komet	15	Nina Aptsiauri <b>814</b> CRG/IAME/Komet
29		30
Karl Schmiederer <b>811</b> CRG/IAME/Komet	14	Devin Leon Ucar <b>853</b> Tony Kart /IAME/Komet
27		28
Eric Wess <b>808</b> Drago Corse/IAME/Komet	13	Julius Berthold <b>827</b> KR/IAME/Komet
25		26
Manuel Wagner <b>821</b> CRG/IAME/Komet	12	Maxim Haroutounian <b>905</b> Falcon/IAME/Komet
23		24
Jannik Remmert <b>833</b> Tony Kart/IAME/Komet	11	Tobias Feeser <b>904</b> KR/IAME/Komet
21		22
Maximilian Engelstädter <b>817</b> KR/IAME/Komet	10	Louis Schütze <b>888</b> KR/IAME/Komet
19		20
Hawk Baylaan White <b>898</b> Exprit/IAME/Komet	9	Moritz Fischer <b>806</b> Tony Kart/IAME/Komet
17		18
Max Ohsenbrink <b>836</b> Alonso/IAME/Komet	8	Lutz Ohsenbrink <b>829</b> Alonso/IAME/Komet
15		16
Davin Singer <b>884</b> KR/IAME/Komet	7	Leonard Hocker <b>890</b> CRG/IAME/Komet
13		14
Cemil Bayyati <b>876</b> KR/IAME/Komet	6	Torben Gröndahl <b>887</b> KR/IAME/Komet
11		12
Kevin Wagner <b>844</b> Energy/IAME/Komet	5	Rocco Curcio <b>812</b> Energy/IAME/Komet
9		10
Jason Bralic <b>823</b> Kosmic/IAME/Komet	4	Carl Luthardt <b>885</b> KR/IAME/Komet
7		8
Elia Weiss <b>822</b> Kosmic/IAME/Komet	3	Niklas Hirsch <b>877</b> Kosmic/IAME/Komet
5		6
Jarno Wiese <b>835</b> OTK/IAME/Komet	2	Max Hezel <b>830</b> KR/IAME/Komet
3		4
Phil Colin Strenge <b>895</b> LN/IAME/Komet	1	Nando Weixelbaumer <b>802</b> Energy/IAME/Komet
1	Row	2

Pole Position

printed 11.05.2024 11:58





DKM Round 2

Class: X30 Senioren  
Date/Time: 11.05.2024 18:05

Track: Ampfing  
Heat: Heat 3 A-B  
Laps: 12 lap

Edition 1

	35		18		36
	33		17		34
	31		16		32
Luis Simon	<b>843</b>	LN/IAME/Komet	15	Tobias Burgstahler	<b>872</b> KR/IAME/Komet
	29				30
Karl Schmiederer	<b>811</b>	CRG/IAME/Komet	14	Matti Klasen	<b>855</b> Tony Kart/IAME/Komet
	27				28
Eric Wess	<b>808</b>	Drago Corse/IAME/Komet	13	Noel Honguero	<b>824</b> Tony Kart/IAME/Komet
	25				26
Manuel Wagner	<b>821</b>	CRG/IAME/Komet	12	Luka Koullen	<b>891</b> LN/IAME/Komet
	23				24
Jannik Remmert	<b>833</b>	Tony Kart/IAME/Komet	11	Jacob Trost	<b>881</b> Tony Kart/IAME/Komet
	21				22
Maximilian Engelstädter	<b>817</b>	KR/IAME/Komet	10	Matthy Vandebroek	<b>818</b> Tony Kart/IAME/Komet
	19				20
Hawk Baylaan White	<b>898</b>	Exprit/IAME/Komet	9	Jan Waibel	<b>845</b> Tony Kart/IAME/Komet
	17				18
Max Ohsenbrink	<b>836</b>	Alonso/IAME/Komet	8	Elias Schorneck	<b>816</b> Tony Kart/IAME/Komet
	15				16
Davin Singer	<b>884</b>	KR/IAME/Komet	7	Luis Esser	<b>809</b> OTK/IAME/Komet
	13				14
Cemil Bayyati	<b>876</b>	KR/IAME/Komet	6	Marco Pisor	<b>907</b> CRG/IAME/Komet
	11				12
Kevin Wagner	<b>844</b>	Energy/IAME/Komet	5	Moritz Wolber	<b>815</b> Maranello/IAME/Komet
	9				10
Jason Bralic	<b>823</b>	Kosmic/IAME/Komet	4	Felix Maurer	<b>820</b> Tony Kart/IAME/Komet
	7				8
Elia Weiss	<b>822</b>	Kosmic/IAME/Komet	3	Marc Gerstenkorn	<b>864</b> Drago Corse/IAME/Komet
	5				6
Jarno Wiese	<b>835</b>	OTK/IAME/Komet	2	Daniel Guinchard	<b>810</b> KR/IAME/Komet
	3				4
Phil Colin Streng	<b>895</b>	LN/IAME/Komet	1	Daniel Brozovic	<b>854</b> OTK/IAME/Komet
	1				2

Pole Position

Row

printed 11.05.2024 11:58



### X30 SENIOR

### Qualifying Heat B/C

Track length: 1.063 Km

Race Started: 14:02:21

Best Lap by: 877 - Niklas Hirsch - 44.247

Rank	#	Driver	Nat	Sponsor Entrant	Nat	License E-License	Make	laps	T. Time Diff	Best Lap	Penalty	Points
1	1	802 Nando Weixelbaumer	AUT	Valier Motorsport	DEU	ITEJK2078 KBF39300	Energy/IAME/Komet	12	8:54.935	44.258		50
2	1	810 Daniel Guinhard	GBR	SFR Motorsport	GBR	ITC-C292117 IBL368379	KR/IAME/Komet	12	8:55.875 0.940	44.293		44
3	-2	854 Daniel Brozovic	DEU	TR Motorsport	DEU	ITE 42036 KBF23400	OTK/IAME/Komet	12	8:56.377 1.442	44.387		41
4	2	877 Niklas Hirsch	DEU	MSC Langenfeld e. V. im ADAC SIM-ON	DEU	ITF39320 KBF39246	Kosmic/IAME/Komet	12	8:57.131 2.196	44.247		38
5	-1	830 Max Hezel	DEU	ADAC Hessen-Thüringen e.V. CV Performance Group	DEU	ITF38265 BIF38321	KR/IAME/Komet	12	8:59.143 4.208	44.492		36
6	1	820 Felix Maurer	DEU	DUTT MOTORSPORT by FENSTER.com	LUX	NKA41244 IBLK867	Tony Kart/IAME/Komet	12	8:59.259 4.324	44.336		34
7	5	887 Torben Gröndahl	DEU	MSC Groß Dölln e.V. im ADAC CV Performance Group	DEU	ITC-C14120 BIF38321	KR/IAME/Komet	12	8:59.803 4.868	44.432		32
8	-3	864 Marc Gerstenkorn	CHE	Kartshop Ampfing	DEU	ITF375 BIF25142	Drago Corse/IAME/Komet	12	9:00.767 5.832	44.561		30
9	-1	885 Carl Luthardt	DEU	TB Racing Team	DEU	ITE 37029 KBF38262	KR/IAME/Komet	12	9:01.234 6.299	44.371		28
10	4	890 Leonard Hocker	DEU	RS-Motorsport	DEU	NKA22440 KBF40372	CRG/IAME/Komet	12	9:05.237 10.302	44.646		27
11	-1	812 Rocco Curcio	DEU	Valier Motorsport	DEU	ITE29607 KBF15727	Energy/IAME/Komet	12	9:05.370 10.435	44.637		26
12	10	904 Tobias Feeser	DEU	Sonja Feeser	DEU	ITE13863 BEK1198789	KR/IAME/Komet	12	9:06.641 11.706	44.444		25
13	11	905 Maxim Haroutounian	NLD	Keijzer Falcon Racing Team	NLD	ITE49031 IBL12132	Falcon/IAME/Komet	12	9:07.250 12.315	44.714		24
14	3	845 Jan Waibel	DEU	ADAC Mittelrhein e.V. VDB Kart Racing	DEU	NKA12495 KBF10478	Tony Kart/IAME/Komet	12	9:07.581 12.646	44.741		23
15	3	806 Moritz Fischer	DEU	ADAC Pfalz e.V. DUTT MOTORSP. by FENSTER.COM	LUX	NKA26409 IBLK867	Tony Kart/IAME/Komet	12	9:09.158 14.223	44.827		22
16	3	818 Matthy Vandebroek	DEU	VDB Kart Racing	DEU	ITE 11491 KBF10478	Tony Kart/IAME/Komet	12	9:09.998 15.063	44.749		21
17	4	881 Jacob Trost	DEU	ADAC Hessen-Thüringen e.V. DUTT MOTORSPORT by FENSTER.COM	LUX	NKA41233 IDCK867	Tony Kart/IAME/Komet	12	9:10.337 15.402	44.880		20
18	-9	815 Moritz Wolber	DEU	ADAC Südbaden e.V. NEES RACING	DEU	NKA16641 BIF17863	Maranello/IAME/Komet	12	9:10.481 15.546	44.550		19
19	8	855 Matti Klasen	DEU	DSK e.V. Ja zum Motorsport RMW Motorsport	DEU	ITE13782 BIC39010	Tony Kart/IAME/Komet	12	9:10.575 15.640	44.724		18
20	3	891 Luka Koullen	NLD	PCH Racing	DEU	NKA50483 BIF39956	LN/IAME/Komet	12	9:10.799 15.864	44.757		17
21	4	824 Noel Honguero	DEU	VDB Kart Racing	DEU	NKA39248 KBF10478	Tony Kart/IAME/Komet	12	9:12.066 17.131	44.833		16
22	4	827 Julius Berthold	DEU	TB Racing Team	DEU	ITF38613 KBF38262	KR/IAME/Komet	12	9:12.898 17.963	44.961		15
23	-7	829 Lutz Ohsenbrink	DEU	KSL Racing Team	DEU	ITE40759 KBF1304585	Alonso/IAME/Komet	12	9:13.942 19.007	44.538		14
24	4	853 Devin Leon Ucar	DEU	ADAC Pfalz e.V. Sezai Ucar	DEU	ITF40418 EBK4018	Tony Kart /IAME/Komet	12	9:17.502 22.567	45.076	+ 5 sec	13
25	-5	888 Louis Schütze	DEU	RF Racing	DEU	ITE 17941 KBF41358	KR/IAME/Komet	12	9:17.595 22.660	44.874	+ 5 sec	12
26	4	814 Nina Aptsiauri	GEO	CRG Deutschland	DEU	ITF230054 KBF18122	CRG/IAME/Komet	12	9:19.191 24.256	45.049	+ 5 ses	11
27	2	872 Tobias Burgstahler	DEU	ADAC Württemberg e.V. Stern Motorsport	DEU	NKA38364 KBF38195	KR/IAME/Komet	12	9:24.408 29.473	45.256		10
28	-17	907 Marco Pislor	DEU	RS Motorsport	DEU	ITE 39019 KBF10332	CRG/IAME/Komet	12	9:40.967 46.032	44.479	+ 8 sec	9
29	-14	816 Elias Schorneck	DEU	VDB Kart Racing	DEU	ITE40538 KBF10478	Tony Kart/IAME/Komet	11	9:35.472 1 Lap	44.717	+ 5 sec	8
30	-17	809 Luis Esser	DEU	RMW Motorsport	DEU	ITE 11661 KBF39010	OTK/IAME/Komet	1	48.846 11 Laps	47.827		7

#### Announcements

# 907 + 3 sec corridor

# 814,853,816,888,907 + 5 sec front fairing


Timekeeper  
M.Riehmers

Race Director  
H.Seidel

Page 1/1

These results are provisional until the conclusion of any judicial and technical matters!

Printed: 11.05.2024 / 14:25



INT. ADAC Kartrennen Ampfing

X30 SENIOR

Ampfing 1,063 Km


Qualifying Heat B/C

11.05.2024 14:00

Race (12 Laps) started at 14:02:21

Lap	Time of Day	Lap Tm	Diff	S1 Tm	S2 Tm	S3 Tm	Lap	Time of Day	Lap Tm	Diff	S1 Tm	S2 Tm	S3 Tm
<b>(802) Nando Weixelbaumer</b>							3	14:04:38.914	<b>44.485</b>	+0.149	16.573	16.716	11.196
1	14:03:07.604	<b>45.898</b>	+1.640	17.807	16.848	11.243	4	14:05:23.455	<b>44.541</b>	+0.205	16.701	16.637	11.203
2	14:03:52.437	<b>44.833</b>	+0.575	16.853	16.816	11.164	5	14:06:09.070	<b>45.615</b>	+1.279	17.037	17.088	11.490
3	14:04:36.900	<b>44.463</b>	+0.205	16.648	16.671	11.144	6	14:06:53.473	<b>44.403</b>	+0.067	16.566	16.639	11.198
4	14:05:21.433	<b>44.533</b>	+0.275	16.647	16.665	11.221	7	14:07:37.809	<b>44.336</b>		<b>16.536</b>	16.684	<b>11.116</b>
5	14:06:05.803	<b>44.370</b>	+0.112	16.669	16.573	11.128	8	14:08:22.166	<b>44.357</b>	+0.021	16.553	<b>16.621</b>	11.183
6	14:06:50.061	<b>44.258</b>		<b>16.568</b>	<b>16.551</b>	11.139	9	14:09:06.662	<b>44.496</b>	+0.160	16.623	16.671	11.202
7	14:07:34.342	<b>44.281</b>	+0.023	16.603	16.599	<b>11.079</b>	10	14:09:51.196	<b>44.534</b>	+0.198	16.605	16.685	11.244
8	14:08:18.903	<b>44.561</b>	+0.303	16.656	16.704	11.201	11	14:10:35.726	<b>44.530</b>	+0.194	16.687	16.641	11.202
9	14:09:03.349	<b>44.446</b>	+0.188	16.628	16.582	11.236	12	14:11:20.953	<b>45.227</b>	+0.891	17.032	16.750	11.445
10	14:09:47.753	<b>44.404</b>	+0.146	16.625	16.566	11.213	<b>(887) Torben Gröndahl</b>						
11	14:10:32.232	<b>44.479</b>	+0.221	16.622	16.605	11.252	1	14:03:09.939	<b>47.522</b>	+3.090	18.991	17.241	11.290
12	14:11:16.629	<b>44.397</b>	+0.139	16.683	16.571	11.143	2	14:03:55.322	<b>45.383</b>	+0.951	17.303	16.941	11.139
<b>(810) Daniel Guinchart</b>							3	14:04:39.942	<b>44.620</b>	+0.188	16.788	16.650	11.182
1	14:03:08.998	<b>47.215</b>	+2.922	18.184	17.746	11.285	4	14:05:24.522	<b>44.580</b>	+0.148	16.702	16.656	11.222
2	14:03:53.792	<b>44.794</b>	+0.501	16.728	16.787	11.279	5	14:06:09.174	<b>44.652</b>	+0.220	16.786	16.682	11.184
3	14:04:38.214	<b>44.422</b>	+0.129	16.654	16.682	11.086	6	14:06:53.898	<b>44.724</b>	+0.292	16.767	16.741	11.216
4	14:05:22.515	<b>44.301</b>	+0.008	16.586	16.645	<b>11.070</b>	7	14:07:38.384	<b>44.486</b>	+0.054	<b>16.623</b>	16.682	11.181
5	14:06:06.951	<b>44.436</b>	+0.143	16.637	<b>16.611</b>	11.188	8	14:08:23.219	<b>44.835</b>	+0.403	16.882	16.734	11.219
6	14:06:51.258	<b>44.307</b>	+0.014	16.577	16.646	11.084	9	14:09:07.847	<b>44.628</b>	+0.196	16.780	16.677	11.171
7	14:07:35.551	<b>44.293</b>		<b>16.570</b>	16.652	11.071	10	14:09:52.279	<b>44.432</b>		16.682	<b>16.649</b>	<b>11.101</b>
8	14:08:19.892	<b>44.341</b>	+0.048	16.608	16.620	11.113	11	14:10:36.833	<b>44.554</b>	+0.122	16.700	16.659	11.195
9	14:09:04.264	<b>44.372</b>	+0.079	16.643	16.635	11.094	12	14:11:21.497	<b>44.664</b>	+0.232	16.768	16.675	11.221
10	14:09:48.692	<b>44.428</b>	+0.135	16.598	16.683	11.147	<b>(864) Marc Gerstenkorn</b>						
11	14:10:33.111	<b>44.419</b>	+0.126	16.618	16.652	11.149	1	14:03:09.665	<b>47.653</b>	+3.092	18.929	17.363	11.361
12	14:11:17.569	<b>44.458</b>	+0.165	16.636	16.673	11.149	2	14:03:54.687	<b>45.022</b>	+0.461	17.090	16.733	11.199
<b>(854) Daniel Brozovic</b>							3	14:04:39.255	<b>44.568</b>	+0.007	16.687	16.719	11.162
1	14:03:08.176	<b>46.482</b>	+2.095	18.064	17.150	11.268	4	14:05:23.982	<b>44.727</b>	+0.166	<b>16.641</b>	<b>16.621</b>	11.465
2	14:03:53.137	<b>44.961</b>	+0.574	16.817	16.879	11.265	5	14:06:08.924	<b>44.942</b>	+0.381	16.865	16.912	11.165
3	14:04:37.772	<b>44.635</b>	+0.248	16.725	16.772	11.138	6	14:06:53.672	<b>44.748</b>	+0.187	16.903	16.699	<b>11.146</b>
4	14:05:22.287	<b>44.515</b>	+0.128	16.680	16.710	11.125	7	14:07:38.233	<b>44.561</b>		16.646	16.709	11.206
5	14:06:07.079	<b>44.792</b>	+0.405	16.683	16.955	11.154	8	14:08:23.515	<b>45.282</b>	+0.721	17.197	16.826	11.259
6	14:06:51.537	<b>44.458</b>	+0.071	16.695	16.696	11.067	9	14:09:08.365	<b>44.850</b>	+0.289	16.750	16.695	11.405
7	14:07:35.964	<b>44.427</b>	+0.040	<b>16.576</b>	16.712	11.139	10	14:09:52.966	<b>44.601</b>	+0.040	16.700	16.703	11.198
8	14:08:20.449	<b>44.485</b>	+0.098	16.610	<b>16.674</b>	11.201	11	14:10:37.620	<b>44.654</b>	+0.093	16.736	16.740	11.178
9	14:09:04.855	<b>44.406</b>	+0.019	16.652	16.688	<b>11.066</b>	12	14:11:22.461	<b>44.841</b>	+0.280	16.825	16.743	11.273
10	14:09:49.242	<b>44.387</b>		16.605	16.690	11.092	<b>(885) Carl Luthardt</b>						
11	14:10:33.654	<b>44.412</b>	+0.025	16.648	16.682	11.082	1	14:03:09.737	<b>47.704</b>	+3.333	18.688	17.462	11.554
12	14:11:18.071	<b>44.417</b>	+0.030	16.618	16.702	11.097	2	14:03:56.475	<b>46.738</b>	+2.367	17.762	17.775	11.201
<b>(877) Niklas Hirsch</b>							3	14:04:41.675	<b>45.200</b>	+0.829	17.124	16.900	11.176
1	14:03:09.373	<b>47.421</b>	+3.174	18.376	17.519	11.526	4	14:05:26.373	<b>44.698</b>	+0.327	16.745	16.800	11.153
2	14:03:55.080	<b>45.707</b>	+1.460	17.558	16.937	11.212	5	14:06:11.231	<b>44.858</b>	+0.487	16.950	16.773	11.135
3	14:04:39.466	<b>44.386</b>	+0.139	16.626	16.648	11.112	6	14:06:55.602	<b>44.371</b>		<b>16.577</b>	16.712	<b>11.082</b>
4	14:05:23.815	<b>44.349</b>	+0.102	16.647	16.611	11.091	7	14:07:40.148	<b>44.546</b>	+0.175	16.646	16.683	11.217
5	14:06:08.484	<b>44.669</b>	+0.422	16.873	16.717	<b>11.079</b>	8	14:08:24.810	<b>44.662</b>	+0.291	16.773	16.746	11.143
6	14:06:52.731	<b>44.247</b>		16.578	16.578	11.091	9	14:09:09.264	<b>44.454</b>	+0.083	16.682	16.650	11.122
7	14:07:37.115	<b>44.384</b>	+0.137	16.564	16.674	11.146	10	14:09:53.713	<b>44.449</b>	+0.078	16.684	<b>16.631</b>	11.134
8	14:08:21.480	<b>44.365</b>	+0.118	16.588	<b>16.517</b>	11.260	11	14:10:38.421	<b>44.708</b>	+0.337	16.854	16.740	11.114
9	14:09:05.838	<b>44.358</b>	+0.111	16.630	16.649	11.079	12	14:11:22.928	<b>44.507</b>	+0.136	16.663	16.705	11.139
10	14:09:50.116	<b>44.278</b>	+0.031	<b>16.547</b>	16.642	11.089	<b>(890) Leonard Hocker</b>						
11	14:10:34.411	<b>44.295</b>	+0.048	16.581	16.599	11.115	1	14:03:10.415	<b>47.799</b>	+3.153	18.986	17.405	11.408
12	14:11:18.825	<b>44.414</b>	+0.167	16.668	16.642	11.104	2	14:03:56.181	<b>45.766</b>	+1.120	17.241	17.255	11.270
<b>(830) Max Hezel</b>							3	14:04:41.513	<b>45.332</b>	+0.686	17.028	16.946	11.358
1	14:03:09.082	<b>47.299</b>	+2.807	18.328	17.438	11.533	4	14:05:26.302	<b>44.789</b>	+0.143	16.676	16.813	11.300
2	14:03:54.024	<b>44.942</b>	+0.450	16.884	16.870	11.188	5	14:06:11.133	<b>44.831</b>	+0.185	16.792	16.820	11.219
3	14:04:38.746	<b>44.722</b>	+0.230	16.718	16.696	11.308	6	14:06:57.121	<b>45.988</b>	+1.342	17.146	17.478	11.364
4	14:05:23.277	<b>44.531</b>	+0.039	16.659	<b>16.656</b>	11.216	7	14:07:42.045	<b>44.924</b>	+0.278	16.946	16.789	11.189
5	14:06:07.897	<b>44.620</b>	+0.128	16.716	16.716	11.188	8	14:08:27.914	<b>45.869</b>	+1.223	17.615	17.009	11.245
6	14:06:52.389	<b>44.492</b>		16.674	16.693	<b>11.125</b>	9	14:09:12.820	<b>44.906</b>	+0.260	16.826	16.846	11.234
7	14:07:37.219	<b>44.830</b>	+0.338	<b>16.619</b>	16.696	11.515	10	14:09:57.466	<b>44.546</b>		16.683	16.785	<b>11.178</b>
8	14:08:21.807	<b>44.588</b>	+0.096	16.737	16.657	11.194	11	14:10:42.149	<b>44.683</b>	+0.037	16.713	<b>16.762</b>	11.208
9	14:09:06.352	<b>44.545</b>	+0.053	16.664	16.697	11.184	12	14:11:26.931	<b>44.782</b>	+0.136	<b>16.656</b>	16.823	11.303
10	14:09:50.967	<b>44.615</b>	+0.123	16.671	16.754	11.190	<b>(812) Rocco Curcio</b>						
11	14:10:35.577	<b>44.610</b>	+0.118	16.710	16.703	11.197	1	14:03:10.724	<b>48.474</b>	+3.837	19.757	17.324	11.393
12	14:11:20.837	<b>45.260</b>	+0.768	17.043	16.748	11.469	2	14:03:56.272	<b>45.548</b>	+0.911	17.191	17.169	11.188
<b>(820) Felix Maurer</b>							3	14:04:41.770	<b>45.498</b>	+0.861	17.160	16.889	11.449
1	14:03:09.452	<b>47.353</b>	+3.017	18.367	17.536	11.450	4	14:05:26.686	<b>44.916</b>	+0.279	16.806	16.857	11.253
2	14:03:54.429	<b>44.977</b>	+0.641	17.017	16.731	11.229	5	14:06:11.442	<b>44.756</b>	+0.119	16.839	16.779	11.138
							6	14:06:57.232	<b>45.790</b>	+1.153	16.781	17.738	11.271

Orbits



INT. ADAC Kartrennen Ampfing

X30 SENIOR

Ampfing 1,063 Km

Qualifying Heat B/C

11.05.2024 14:00

Race (12 Laps) started at 14:02:21

Lap	Time of Day	Lap Tm	Diff	S1 Tm	S2 Tm	S3 Tm	Lap	Time of Day	Lap Tm	Diff	S1 Tm	S2 Tm	S3 Tm
7	14:07:42.223	<b>44.991</b>	+0.354	17.041	<b>16.778</b>	11.172	11	14:10:46.409	<b>45.384</b>	+0.635	16.941	17.122	11.321
8	14:08:28.373	<b>46.160</b>	+1.513	18.066	16.905	11.179	12	14:11:31.692	<b>45.283</b>	+0.534	17.131	16.810	11.342
9	14:09:13.054	<b>44.681</b>	+0.044	<b>16.664</b>	16.863	11.154	<b>(881) Jacob Trost</b>						
10	14:09:57.701	<b>44.647</b>	+0.010	16.682	16.814	11.151	1	14:03:12.305	<b>48.477</b>	+3.597	19.020	17.904	11.553
11	14:10:42.338	<b>44.637</b>		16.749	16.784	<b>11.104</b>	2	14:03:58.269	<b>45.964</b>	+1.084	17.099	17.264	11.601
12	14:11:27.064	<b>44.726</b>	+0.089	16.714	16.851	11.161	3	14:04:43.684	<b>45.415</b>	+0.535	16.883	17.195	11.337
<b>(904) Tobias Feeser</b>							4	14:05:28.576	<b>44.892</b>	+0.012	<b>16.724</b>	16.886	11.282
1	14:03:13.204	<b>49.469</b>	+5.025	20.461	17.690	11.318	5	14:06:13.456	<b>44.880</b>		16.825	<b>16.760</b>	11.295
2	14:03:59.177	<b>45.973</b>	+1.529	16.928	17.356	11.689	6	14:06:59.067	<b>45.611</b>	+0.731	17.161	16.844	11.606
3	14:04:44.354	<b>45.177</b>	+0.733	17.034	16.942	11.201	7	14:07:45.166	<b>46.099</b>	+1.219	17.626	17.205	11.268
4	14:05:29.361	<b>45.007</b>	+0.563	16.977	16.718	11.312	8	14:08:30.932	<b>45.766</b>	+0.886	17.037	16.938	11.791
5	14:06:14.404	<b>45.043</b>	+0.599	16.650	16.968	11.425	9	14:09:15.848	<b>44.916</b>	+0.036	16.778	16.853	11.285
6	14:06:59.194	<b>44.790</b>	+0.346	16.804	<b>16.664</b>	11.322	10	14:10:00.739	<b>44.891</b>	+0.011	16.791	16.851	<b>11.249</b>
7	14:07:44.495	<b>45.301</b>	+0.857	17.332	16.798	11.171	11	14:10:46.328	<b>45.589</b>	+0.709	17.233	16.863	11.493
8	14:08:29.475	<b>44.980</b>	+0.536	16.793	16.845	11.342	12	14:11:32.031	<b>45.703</b>	+0.823	17.021	17.255	11.427
9	14:09:14.114	<b>44.639</b>	+0.195	16.783	16.738	11.118	<b>(815) Moritz Wolber</b>						
10	14:09:58.558	<b>44.444</b>		<b>16.642</b>	16.720	<b>11.082</b>	1	14:03:11.558	<b>49.182</b>	+4.632	19.886	17.897	11.399
11	14:10:43.555	<b>44.997</b>	+0.553	16.744	16.749	11.504	2	14:03:57.571	<b>46.013</b>	+1.463	17.169	17.221	11.623
12	14:11:28.335	<b>44.780</b>	+0.336	16.816	16.793	11.171	3	14:04:44.181	<b>46.610</b>	+2.060	17.066	17.815	11.729
<b>(905) Maxim Haroutounian</b>							4	14:05:29.574	<b>45.393</b>	+0.843	17.317	16.738	11.338
1	14:03:12.406	<b>48.482</b>	+3.768	19.427	17.543	11.512	5	14:06:14.531	<b>44.957</b>	+0.407	<b>16.669</b>	16.871	11.417
2	14:03:58.387	<b>45.981</b>	+1.267	17.180	17.309	11.492	6	14:06:59.822	<b>45.291</b>	+0.741	17.174	16.949	<b>11.168</b>
3	14:04:44.011	<b>45.624</b>	+0.910	17.031	17.145	11.448	7	14:07:46.461	<b>46.639</b>	+2.089	17.208	17.690	11.741
4	14:05:28.795	<b>44.784</b>	+0.070	16.837	16.762	11.185	8	14:08:32.560	<b>46.099</b>	+1.549	17.354	17.430	11.315
5	14:06:13.591	<b>44.796</b>	+0.082	<b>16.800</b>	<b>16.733</b>	11.263	9	14:09:17.571	<b>45.011</b>	+0.461	16.784	16.819	11.408
6	14:06:59.114	<b>45.523</b>	+0.809	17.255	16.766	11.502	10	14:10:02.121	<b>44.550</b>		16.744	<b>16.604</b>	11.202
7	14:07:44.196	<b>45.082</b>	+0.368	16.997	16.902	11.183	11	14:10:46.767	<b>44.646</b>	+0.096	16.718	16.659	11.269
8	14:08:29.547	<b>45.351</b>	+0.637	16.925	16.870	11.556	12	14:11:32.175	<b>45.408</b>	+0.858	17.215	16.876	11.317
9	14:09:14.423	<b>44.876</b>	+0.162	16.980	16.744	11.152	<b>(855) Matti Klases</b>						
10	14:09:59.137	<b>44.714</b>		16.855	16.734	<b>11.125</b>	1	14:03:15.040	<b>50.030</b>	+5.306	19.471	18.697	11.862
11	14:10:43.957	<b>44.820</b>	+0.106	16.806	16.770	11.244	2	14:04:00.546	<b>45.506</b>	+0.782	16.986	17.148	11.372
12	14:11:28.944	<b>44.987</b>	+0.273	16.893	16.756	11.338	3	14:04:45.823	<b>45.277</b>	+0.553	16.960	17.001	11.316
<b>(845) Jan Waibel</b>							4	14:05:30.824	<b>45.001</b>	+0.277	16.803	16.842	11.356
1	14:03:11.731	<b>48.413</b>	+3.672	19.173	17.866	11.374	5	14:06:15.739	<b>44.915</b>	+0.191	16.819	16.833	11.263
2	14:03:57.686	<b>45.955</b>	+1.214	17.199	17.188	11.568	6	14:07:00.751	<b>45.012</b>	+0.288	16.855	<b>16.804</b>	11.353
3	14:04:43.094	<b>45.408</b>	+0.667	17.156	17.068	11.184	7	14:07:46.327	<b>45.676</b>	+0.852	16.762	17.371	11.443
4	14:05:28.268	<b>45.174</b>	+0.433	16.877	16.932	11.365	8	14:08:31.811	<b>45.484</b>	+0.760	17.091	16.991	11.402
5	14:06:13.177	<b>44.909</b>	+0.168	16.869	16.867	<b>11.173</b>	9	14:09:16.739	<b>44.928</b>	+0.204	16.760	16.965	11.203
6	14:06:59.178	<b>44.741</b>		16.790	16.777	11.174	10	14:10:01.463	<b>44.724</b>		<b>16.722</b>	16.824	<b>11.178</b>
7	14:07:42.797	<b>44.879</b>	+0.138	16.801	16.822	11.256	11	14:10:46.637	<b>45.174</b>	+0.450	16.790	17.065	11.319
8	14:08:28.769	<b>45.972</b>	+1.231	17.586	17.134	11.252	12	14:11:32.269	<b>45.632</b>	+0.908	17.196	16.895	11.541
9	14:09:13.570	<b>44.801</b>	+0.060	16.827	<b>16.731</b>	11.243	<b>(891) Luka Koullen</b>						
10	14:09:58.333	<b>44.763</b>	+0.022	16.829	16.748	11.186	1	14:03:15.771	<b>50.179</b>	+5.422	19.364	18.773	12.042
11	14:10:43.939	<b>45.606</b>	+0.865	<b>16.773</b>	16.767	12.066	2	14:04:01.391	<b>45.620</b>	+0.863	17.365	16.993	11.262
12	14:11:29.275	<b>45.336</b>	+0.595	17.176	16.854	11.306	3	14:04:47.148	<b>45.757</b>	+1.000	16.832	17.772	11.153
<b>(806) Moritz Fischer</b>							4	14:05:31.915	<b>44.767</b>	+0.010	16.797	16.705	11.265
1	14:03:12.690	<b>48.924</b>	+4.097	20.074	17.413	11.437	5	14:06:16.784	<b>44.869</b>	+0.112	16.791	16.889	11.189
2	14:03:58.656	<b>45.966</b>	+1.139	17.209	17.254	11.503	6	14:07:01.542	<b>44.758</b>	+0.001	16.811	<b>16.644</b>	11.303
3	14:04:44.180	<b>45.524</b>	+0.697	16.954	17.066	11.504	7	14:07:46.684	<b>45.142</b>	+0.385	16.901	16.756	11.485
4	14:05:29.007	<b>44.827</b>		16.930	<b>16.681</b>	11.216	8	14:08:32.289	<b>45.605</b>	+0.848	17.179	17.233	11.193
5	14:06:14.473	<b>45.466</b>	+0.639	<b>16.798</b>	16.984	11.684	9	14:09:17.785	<b>45.496</b>	+0.739	16.853	17.202	11.441
6	14:06:59.354	<b>44.881</b>	+0.054	16.939	16.701	11.241	10	14:10:02.742	<b>44.957</b>	+0.200	16.841	16.663	11.453
7	14:07:45.593	<b>46.239</b>	+1.412	17.377	17.447	11.415	11	14:10:47.499	<b>44.757</b>		16.842	16.766	<b>11.149</b>
8	14:08:31.016	<b>45.423</b>	+0.596	16.943	17.103	11.377	12	14:11:32.493	<b>44.994</b>	+0.237	<b>16.772</b>	16.860	11.362
9	14:09:15.998	<b>44.982</b>	+0.155	16.964	16.789	11.229	<b>(824) Noel Honguero</b>						
10	14:10:00.894	<b>44.896</b>	+0.069	16.880	16.744	11.272	1	14:03:14.472	<b>49.532</b>	+4.699	19.286	18.600	11.646
11	14:10:45.806	<b>44.912</b>	+0.085	16.867	16.849	<b>11.196</b>	2	14:03:59.958	<b>45.486</b>	+0.653	17.094	16.958	11.434
12	14:11:30.852	<b>45.046</b>	+0.219	16.835	16.862	11.349	3	14:04:45.418	<b>45.460</b>	+0.627	17.027	17.159	<b>11.274</b>
<b>(818) Matthy Vandebroek</b>							4	14:05:30.978	<b>45.560</b>	+0.727	16.969	16.815	11.776
1	14:03:12.534	<b>48.936</b>	+4.187	18.930	18.014	11.992	5	14:06:16.146	<b>45.168</b>	+0.335	16.964	16.850	11.354
2	14:03:59.181	<b>46.647</b>	+1.898	17.416	17.391	11.840	6	14:07:00.979	<b>44.833</b>		<b>16.798</b>	<b>16.760</b>	11.275
3	14:04:44.586	<b>45.405</b>	+0.656	17.227	16.917	11.261	7	14:07:46.754	<b>45.775</b>	+0.942	16.837	17.255	11.683
4	14:05:29.784	<b>45.198</b>	+0.449	17.131	16.727	11.340	8	14:08:32.852	<b>46.098</b>	+1.265	17.355	17.348	11.395
5	14:06:14.902	<b>45.118</b>	+0.369	<b>16.670</b>	16.876	11.572	9	14:09:18.206	<b>45.354</b>	+0.521	17.041	16.925	11.388
6	14:07:00.130	<b>45.228</b>	+0.479	17.012	16.921	11.295	10	14:10:03.293	<b>45.087</b>	+0.254	16.856	16.826	11.405
7	14:07:45.697	<b>45.567</b>	+0.818	17.006	17.237	11.324	11	14:10:48.583	<b>45.290</b>	+0.457	16.904	16.937	11.449
8	14:08:31.327	<b>45.630</b>	+0.881	16.993	17.388	<b>11.249</b>	12	14:11:33.760	<b>45.177</b>	+0.344	16.878	16.892	11.407
9	14:09:16.276	<b>44.949</b>	+0.200	16.861	16.816	11.272	<b>(827) Julius Berthold</b>						
10	14:10:01.025	<b>44.749</b>		16.777	<b>16.710</b>	11.262							

Orbits





INT. ADAC Kartrennen Ampfing

X30 SENIOR

Ampfing 1,063 Km

Qualifying Heat B/C

11.05.2024 14:00

Race (12 Laps) started at 14:02:21

Lap	Time of Day	Lap Tm	Diff	S1 Tm	S2 Tm	S3 Tm	Lap	Time of Day	Lap Tm	Diff	S1 Tm	S2 Tm	S3 Tm	
1	14:03:14.641	49.927	+4.966	19.748	18.529	11.650	5	14:06:28.069	45.470	+0.214	17.129	16.979	11.362	
2	14:04:00.655	46.014	+1.053	17.189	17.162	11.663	6	14:07:13.325	45.256		17.083	16.821	11.352	
3	14:04:46.119	45.464	+0.503	17.202	16.949	11.313	7	14:07:58.599	45.274	+0.018	16.975	16.879	11.420	
4	14:05:31.445	45.326	+0.365	16.913	16.898	11.515	8	14:08:44.098	45.499	+0.243	16.994	17.021	11.484	
5	14:06:16.492	45.047	+0.086	16.930	16.836	11.281	9	14:09:29.492	45.394	+0.138	17.011	16.897	11.486	
6	14:07:01.612	45.120	+0.159	16.784	16.782	11.554	10	14:10:15.058	45.566	+0.310	17.217	16.961	11.388	
7	14:07:46.938	45.326	+0.365	17.050	16.831	11.445	11	14:11:00.565	45.507	+0.251	17.047	16.987	11.473	
8	14:08:33.042	46.104	+1.143	17.360	17.274	11.470	12	14:11:46.102	45.537	+0.281	17.180	16.986	11.371	
9	14:09:18.685	45.643	+0.682	17.120	16.892	11.631								
10	14:10:04.026	45.341	+0.380	17.156	16.937	11.248								
11	14:10:48.987	44.961		16.721	16.894	11.346	(907) Marco Pislor	1	14:03:11.090	48.663	+4.184	19.625	17.592	11.446
12	14:11:34.592	45.605	+0.644	17.397	16.907	11.301	2	14:04:26.293	1:15.203	+30.724	17.181	17.406	40.616	
							3	14:05:12.292	45.999	+1.520	17.736	16.884	11.379	
(829) Lutz Ohsenbrink							4	14:05:57.307	45.015	+0.536	16.882	16.753	11.380	
1	14:03:13.790	49.581	+5.043	19.883	18.380	11.318	5	14:06:41.803	44.496	+0.017	16.748	16.557	11.191	
2	14:03:59.330	45.540	+1.002	16.778	17.016	11.746	6	14:07:26.282	44.479		16.660	16.611	11.208	
3	14:04:44.813	45.483	+0.945	17.250	16.874	11.359	7	14:08:11.008	44.726	+0.247	16.659	16.716	11.351	
4	14:05:29.870	45.057	+0.519	17.054	16.756	11.247	8	14:08:55.699	44.691	+0.212	16.784	16.690	11.217	
5	14:06:14.777	44.907	+0.369	16.764	16.833	11.310	9	14:09:40.661	44.962	+0.483	16.846	16.823	11.293	
6	14:06:59.693	44.916	+0.378	16.973	16.770	11.173	10	14:10:25.254	44.593	+0.114	16.720	16.609	11.264	
7	14:07:45.451	45.768	+1.220	17.175	17.161	11.422	11	14:11:09.793	44.539	+0.060	16.697	16.629	11.213	
8	14:08:30.694	45.243	+0.705	16.907	16.905	11.431	12	14:11:54.661	44.868	+0.389	16.943	16.657	11.268	
9	14:09:15.340	44.646	+0.108	16.721	16.677	11.248								
10	14:09:59.878	44.538		16.643	16.655	11.240	(816) Elias Schorneck	1	14:03:11.298	48.152	+3.435	19.005	17.893	11.254
11	14:10:44.570	44.692	+0.154	16.705	16.788	11.199	2	14:05:07.190	1:55.892	+1:11.175	17.127	17.391	1:21.374	
12	14:11:35.636	51.066	+6.528	16.769	16.864	17.433	3	14:05:53.525	46.335	+1.618	17.824	17.076	11.435	
							4	14:06:38.472	44.947	+0.230	16.853	16.772	11.322	
(853) Devin Leon Ucar							5	14:07:23.230	44.768	+0.041	16.857	16.745	11.156	
1	14:03:14.129	49.343	+4.267	19.335	18.470	11.538	6	14:08:08.126	44.896	+0.179	16.872	16.738	11.286	
2	14:03:59.756	45.627	+0.551	17.072	17.101	11.454	7	14:08:52.843	44.717		16.831	16.676	11.210	
3	14:04:45.052	45.296	+0.220	16.999	17.039	11.258	8	14:09:37.693	44.850	+0.133	16.874	16.758	11.218	
4	14:05:30.172	45.120	+0.044	16.992	16.816	11.312	9	14:10:22.539	44.846	+0.129	16.904	16.775	11.167	
5	14:06:15.248	45.076		16.875	16.934	11.267	10	14:11:07.309	44.770	+0.053	16.847	16.718	11.205	
6	14:07:00.364	45.116	+0.040	16.878	16.890	11.348	11	14:11:52.166	44.857	+0.140	16.878	16.724	11.255	
7	14:07:46.068	45.704	+0.628	16.928	17.245	11.531								
8	14:08:31.990	45.922	+0.846	16.954	17.241	11.727								
9	14:09:17.239	45.249	+0.173	16.936	16.992	11.321	(809) Luis Esser	1	14:03:10.540	47.827		19.063	17.405	11.359
10	14:10:02.840	45.601	+0.525	16.897	16.942	11.762								
11	14:10:48.847	46.007	+0.931	16.983	17.159	11.865								
12	14:11:34.196	45.349	+0.273	17.042	16.880	11.427								
(888) Louis Schütze														
1	14:03:16.274	52.410	+7.536	20.541	19.668	12.201								
2	14:04:02.463	46.189	+1.315	17.370	17.333	11.486								
3	14:04:47.781	45.318	+0.444	17.055	16.901	11.362								
4	14:05:33.058	45.277	+0.403	17.096	16.757	11.424								
5	14:06:17.932	44.874		16.863	16.779	11.232								
6	14:07:02.895	44.963	+0.089	16.952	16.744	11.267								
7	14:07:47.775	44.880	+0.006	16.800	16.840	11.240								
8	14:08:33.214	45.439	+0.565	16.872	17.085	11.482								
9	14:09:18.609	45.395	+0.521	17.125	16.868	11.402								
10	14:10:03.489	44.880	+0.006	16.879	16.742	11.259								
11	14:10:48.815	45.326	+0.452	16.858	16.894	11.574								
12	14:11:34.289	45.474	+0.600	17.328	16.875	11.271								
(814) Nina Aptsiauri														
1	14:03:15.854	50.969	+5.920	19.765	19.212	11.992								
2	14:04:02.234	46.380	+1.331	17.651	17.131	11.598								
3	14:04:47.595	45.361	+0.312	17.107	16.799	11.455								
4	14:05:32.708	45.113	+0.064	16.972	16.738	11.403								
5	14:06:17.757	45.049		16.948	16.777	11.324								
6	14:07:03.418	45.661	+0.612	17.303	16.765	11.593								
7	14:07:48.649	45.231	+0.182	16.997	16.854	11.380								
8	14:08:34.141	45.492	+0.443	16.969	16.837	11.686								
9	14:09:19.657	45.516	+0.467	17.093	16.991	11.432								
10	14:10:04.971	45.314	+0.265	17.021	16.851	11.442								
11	14:10:50.458	45.487	+0.438	17.082	16.937	11.468								
12	14:11:35.885	45.427	+0.378	17.139	16.940	11.348								
(872) Tobias Burgstahler														
1	14:03:15.270	49.927	+4.671	19.287	18.815	11.825								
2	14:04:00.793	45.523	+0.267	17.055	17.001	11.467								
3	14:04:57.083	56.290	+11.034	17.260	27.114	11.916								
4	14:05:42.599	45.516	+0.260	17.367	16.842	11.307								



INT. ADAC Kartrennen Ampfing

Lapchart

X30 SENIOR

Ampfing 1,063 Km

Qualifying Heat B/C

11.05.2024 14:00

Race (12 Laps) started at 14:02:21

Competitors	Laps													
	0	1	2	3	4	5	6	7	8	9	10	11	12	
Daniel Brozovic (854)	1	854	802	802	802	802	802	802	802	802	802	802	802	
Nando Weixelbaumer (802)	2	802	854	854	854	854	810	810	810	810	810	810	810	
Daniel Guinchard (810)	3	810	810	810	810	810	854	854	854	854	854	854	854	
Max Hezel (830)	4	830	830	830	830	830	830	877	877	877	877	877	877	
Niklas Hirsch (877)	5	877	877	820	820	820	877	877	830	830	830	830	830	
Marc Gerstenkorn (864)	6	864	820	864	864	877	864	820	820	820	820	820	820	
Carl Luthardt (885)	7	885	864	877	877	864	820	864	864	887	887	887	887	
Felix Maurer (820)	8	820	885	887	887	887	887	887	887	864	864	864	864	
Rocco Curcio (812)	9	812	887	890	890	890	890	885	885	885	885	885	885	
Moritz Wolber (815)	10	815	890	812	885	885	885	890	890	890	890	890	890	
Torben Gröndahl (887)	11	887	809	885	812	812	812	812	812	812	812	812	812	
Marco Pislör (907)	12	907	812	815	845	845	845	845	845	845	845	904	904	
Leonard Hocker (890)	13	890	907	845	881	881	881	881	905	904	904	904	845	905
Luis Esser (809)	14	809	816	881	905	905	905	905	904	905	905	905	905	845
Elias Schorneck (816)	15	816	815	905	806	806	904	904	881	829	829	829	829	806
Jan Waibel (845)	16	845	845	806	815	904	806	806	829	881	881	881	806	818
Matthy Vandebroek (818)	17	818	881	904	904	815	815	829	806	806	806	806	881	881
Tobias Feeser (904)	18	904	905	818	818	818	829	815	818	818	818	818	818	815
Moritz Fischer (806)	19	806	818	829	829	829	818	818	853	855	855	855	855	855
Jacob Trost (881)	20	881	806	853	853	853	853	855	853	853	815	815	891	
Louis Schütze (888)	21	888	904	824	824	855	855	855	815	891	815	891	891	824
Maxim Haroutounian (905)	22	905	829	855	855	824	824	824	891	815	891	853	824	853
Lutz Ohsenbrink (829)	23	829	853	827	827	827	827	891	824	824	824	824	888	888
Julius Berthold (827)	24	827	824	872	891	891	891	827	827	827	888	888	853	827
Devin Leon Ucar (853)	25	853	827	891	814	814	814	888	888	888	827	827	827	829
Nina Aptsiauri (814)	26	814	855	814	888	888	888	814	814	814	814	814	814	814
Noel Honguero (824)	27	824	872	888	872	872	872	872	872	872	872	872	872	872
Matti Klasen (855)	28	855	891	907	907	907	907	907	907	907	907	907	907	907
Tobias Burgstahler (872)	29	872	814	816	816	816	816	816	816	816	816	816	816	816
Luka Koullen (891)	30	891	888											



### X30 SENIOR

### Qualifying Heat A/C

Track length: 1.063 Km

Race Started: 16:07:32

Best Lap by: 895 - Phil Colin Streng - 44.037

Rank	#	Driver	Nat	Sponsor Entrant	Nat	License E-License	Make	laps	T. Time Diff	Best Lap	Penalty	Points
1	0	895 Phil Colin Streng	DEU	ADAC Württemberg e.V. Ebert Motorsport	DEU	ITE42785 EL38528	LN/IAME/Komet	12	8:51.867	44.037		50
2	3	822 Elia Weiss	DEU	DSK e.V. Ja zum Motorsport SIM-ON	DEU	ITG38504 KBF39246	Kosmic/IAME/Komet	12	8:53.940 2.073	44.081		44
3	-1	802 Nando Weixelbaumer	AUT	Valier Motorsport	DEU	ITEJK2078 KBF39300	Energy/IAME/Komet	12	8:54.677 2.810	44.081		41
4	-1	835 Jarno Wiese	DEU	VDB Kart Racing	DEU	ITE 40767 KBF10478	OTK/IAME/Komet	12	8:55.652 3.785	44.195		38
5	1	877 Niklas Hirsch	DEU	MSC Langenfeld e. V. im ADAC SIM-ON	DEU	ITF39320 KBF39246	Kosmic/IAME/Komet	12	8:57.347 5.480	44.307		36
6	2	885 Carl Luthardt	DEU	TB Racing Team	DEU	ITE 37029 KBF38262	KR/IAME/Komet	12	8:58.184 6.317	44.345		34
7	2	844 Kevin Wagner	DEU	MSC-Langenfeld e. V. im ADAC Valier Motorsport	DEU	ITE 11828 KBF39300	Energy/IAME/Komet	12	8:58.407 6.540	44.273		32
8	-1	823 Jason Bralic	NLD	SIM-ON	DEU	ITG46957 KBF39246	Kosmic/IAME/Komet	12	8:58.509 6.642	44.301		30
9	-5	830 Max Hezel	DEU	ADAC Hessen-Thüringen e.V. CV Performance Group	DEU	ITF38265 BIF38321	KR/IAME/Komet	12	8:59.147 7.280	44.468		28
10	2	887 Torben Gröndahl	DEU	MSC Groß Dölln e.V. im ADAC CV Performance Group	DEU	ITC-C14120 BIF38321	KR/IAME/Komet	12	9:00.424 8.557	44.514		27
11	5	829 Lutz Ohsenbrink	DEU	KSL Racing Team	DEU	ITE40759 KBF1304585	Alonso/IAME/Komet	12	9:00.786 8.919	44.344		26
12	3	836 Max Ohsenbrink	DEU	KSL Racing Team	DEU	ITE18670 KBF1304585	Alonso/IAME/Komet	12	9:01.185 9.318	44.279		25
13	0	884 Davin Singer	DEU	ADAC Südbaden e.V. CV Performance Group	DEU	ITE 23384 BIF38321	KR/IAME/Komet	12	9:03.129 11.262	44.430		24
14	7	833 Jannik Remmert	DEU	VDB Kart Racing	DEU	ITE19994 KBF10478	Tony Kart/IAME/Komet	12	9:03.652 11.785	44.526		23
15	-5	812 Rocco Curcio	DEU	Valier Motorsport	DEU	ITE29607 KBF15727	Energy/IAME/Komet	12	9:04.945 13.078	44.530	+ 5 sec	22
16	7	821 Manuel Wagner	DEU	RS-Motorsport	DEU	ITE 39259 KBF40372	CRG/IAME/Komet	12	9:06.790 14.923	44.731		21
17	7	905 Maxim Haroutounian	NLD	Keijzer Falcon Racing Team	NLD	ITE49031 IBL12132	Falcon/IAME/Komet	12	9:07.439 15.572	44.761		20
18	4	904 Tobias Feeser	DEU	Sonja Feeser	DEU	ITE13863 BEK1198789	KR/IAME/Komet	12	9:08.941 17.074	44.556		19
19	-5	890 Leonard Hocker	DEU	RS-Motorsport	DEU	NKA22440 KBF40372	CRG/IAME/Komet	12	9:09.316 17.449	44.633	+ 5 sec	18
20	6	827 Julius Berthold	DEU	TB Racing Team	DEU	ITF38613 KBF38262	KR/IAME/Komet	12	9:10.892 19.025	44.960		17
21	-1	888 Louis Schütze	DEU	RF Racing	DEU	ITE 17941 KBF41358	KR/IAME/Komet	12	9:10.908 19.041	44.708	+ 5 sec	16
22	5	811 Karl Schmiederer	DEU	RS-Motorsport	DEU	ITE39775 KBF40372	CRG/IAME/Komet	12	9:11.222 19.355	44.638	+ 5 sec	15
23	-5	806 Moritz Fischer	DEU	ADAC Pfalz e.V. DUTT MOTORSP. by FENSTER.COM	LUX	NKA26409 IBLK867	Tony Kart/IAME/Komet	12	9:12.619 20.752	44.662		14
24	-13	876 Cemil Bayyati	DEU	Dörr Motorsport	DEU	ITG15366 BIF38420	KR/IAME/Komet	12	9:12.740 20.873	44.298		13
25	3	853 Devin Leon Ucar	DEU	ADAC Pfalz e.V. Sezai Ucar	DEU	ITF40418 EBK4018	Tony Kart /IAME/Komet	12	9:16.881 25.014	45.012	+ 5 sec	12
26	-7	817 Maximilian Engelstädter	DEU	Dörr Motorsport	DEU	NKA40565 BIF38420	KR/IAME/Komet	12	9:17.006 25.139	44.861	+ 5 sec	11
27	2	843 Luis Simon	DEU	PCH Racing	DEU	NKA36581 39956	LN/IAME/Komet	12	9:17.360 25.493	45.251		10
28	-11	898 Hawk Baylaan White	GBR	AT Motorsport	DEU	ITE40903 BIC38996	Exprit/IAME/Komet	12	9:18.747 26.880	44.521		9
29	-4	808 Eric Wess	DEU	Kartshop Ampfing	DEU	NKA38485 KBF25142	Drago Corse/IAME/Komet	12	9:30.024 38.157	44.600	+ 10 sec	8
30	0	814 Nina Aptsiauri	GEO	CRG Deutschland	DEU	ITF230054 KBF18122	CRG/IAME/Komet	10	7:50.865 2 Laps	45.354	+ 5 sec	7

#### Announcements

#v814,812,817,853,890,811,808 + 5 sec front fairing

#808,888 + 5 sec push


Timekeeper  
M.Riehmers

Race Director  
H.Seidel

Page 1/1

These results are provisional until the conclusion of any judicial and technical matters!

Printed: 11.05.2024 / 16:40



INT. ADAC Kartrennen Ampfing

X30 SENIOR

Ampfing 1,063 Km

Qualifying Heat A/C

11.05.2024 16:05

Race (12 Laps) started at 16:07:32

Lap	Time of Day	Lap Tm	Diff	S1 Tm	S2 Tm	S3 Tm
<b>(895) Phil Colin Strenge</b>						
1	16:08:18.225	<b>45.953</b>	+1.916	17.743	16.995	11.215
2	16:09:02.930	<b>44.705</b>	+0.668	16.873	16.761	11.071
3	16:09:47.244	<b>44.314</b>	+0.277	16.742	16.549	11.023
4	16:10:31.306	<b>44.062</b>	+0.025	16.611	16.523	<b>10.928</b>
5	16:11:15.410	<b>44.104</b>	+0.067	16.581	16.512	11.011
6	16:11:59.513	<b>44.103</b>	+0.066	16.541	16.504	11.058
7	16:12:43.563	<b>44.050</b>	+0.013	16.575	<b>16.442</b>	11.033
8	16:13:27.714	<b>44.151</b>	+0.114	16.603	16.559	10.989
9	16:14:11.853	<b>44.139</b>	+0.102	16.606	16.539	10.994
10	16:14:55.890	<b>44.037</b>		16.563	16.486	10.988
11	16:15:39.960	<b>44.070</b>	+0.033	<b>16.489</b>	16.525	11.056
12	16:16:24.100	<b>44.140</b>	+0.103	16.554	16.502	11.084

<b>(822) Elia Weiss</b>						
1	16:08:19.238	<b>46.801</b>	+2.720	18.536	17.064	11.201
2	16:09:03.663	<b>44.425</b>	+0.344	16.641	16.686	11.098
3	16:09:48.203	<b>44.540</b>	+0.459	16.702	16.803	11.035
4	16:10:32.313	<b>44.110</b>	+0.029	16.514	16.530	11.066
5	16:11:16.394	<b>44.081</b>		16.531	<b>16.623</b>	<b>11.027</b>
6	16:12:00.578	<b>44.184</b>	+0.103	<b>16.477</b>	16.599	11.108
7	16:12:44.774	<b>44.196</b>	+0.115	16.562	16.596	11.038
8	16:13:29.056	<b>44.282</b>	+0.201	16.521	16.637	11.124
9	16:14:13.334	<b>44.278</b>	+0.197	16.533	16.611	11.134
10	16:14:57.600	<b>44.266</b>	+0.185	16.606	16.637	11.028
11	16:15:41.877	<b>44.277</b>	+0.196	16.561	16.663	11.053
12	16:16:26.173	<b>44.296</b>	+0.215	16.546	16.638	11.112

<b>(802) Nando Weixelbaumer</b>						
1	16:08:18.527	<b>46.294</b>	+2.213	18.081	17.037	11.176
2	16:09:03.314	<b>44.787</b>	+0.706	16.861	16.690	11.236
3	16:09:48.498	<b>45.184</b>	+1.103	16.978	17.064	11.142
4	16:10:32.728	<b>44.230</b>	+0.149	16.581	16.587	11.062
5	16:11:16.974	<b>44.246</b>	+0.165	16.540	<b>16.558</b>	11.148
6	16:12:01.311	<b>44.337</b>	+0.256	16.583	16.621	11.133
7	16:12:45.392	<b>44.081</b>		<b>16.474</b>	16.563	<b>11.044</b>
8	16:13:29.680	<b>44.288</b>	+0.207	16.573	16.608	11.107
9	16:14:13.966	<b>44.286</b>	+0.205	16.566	16.618	11.102
10	16:14:58.190	<b>44.224</b>	+0.143	16.578	16.563	11.083
11	16:15:42.590	<b>44.400</b>	+0.319	16.605	16.660	11.135
12	16:16:26.910	<b>44.320</b>	+0.239	16.567	16.645	11.108

<b>(835) Jarno Wiese</b>						
1	16:08:18.774	<b>46.425</b>	+2.230	18.119	17.076	11.230
2	16:09:03.433	<b>44.659</b>	+0.464	16.838	16.684	11.137
3	16:09:48.634	<b>45.201</b>	+1.006	17.025	17.063	11.113
4	16:10:33.045	<b>44.411</b>	+0.216	16.599	16.707	11.105
5	16:11:17.313	<b>44.268</b>	+0.073	16.554	16.564	11.150
6	16:12:01.508	<b>44.195</b>		<b>16.550</b>	<b>16.553</b>	<b>11.092</b>
7	16:12:45.762	<b>44.254</b>	+0.059	16.558	16.582	11.114
8	16:13:30.068	<b>44.306</b>	+0.111	16.571	16.571	11.164
9	16:14:14.454	<b>44.386</b>	+0.191	16.648	16.592	11.146
10	16:14:58.803	<b>44.349</b>	+0.154	16.582	16.634	11.133
11	16:15:43.308	<b>44.505</b>	+0.310	16.676	16.687	11.142
12	16:16:27.885	<b>44.577</b>	+0.382	16.656	16.693	11.228

<b>(877) Niklas Hirsch</b>						
1	16:08:20.366	<b>47.957</b>	+3.650	19.262	17.393	11.302
2	16:09:05.146	<b>44.780</b>	+0.473	16.863	16.824	11.093
3	16:09:49.732	<b>44.586</b>	+0.279	16.706	16.758	11.122
4	16:10:34.115	<b>44.383</b>	+0.076	16.610	16.680	11.093
5	16:11:18.506	<b>44.391</b>	+0.084	16.561	16.641	11.189
6	16:12:03.040	<b>44.534</b>	+0.227	16.813	<b>16.599</b>	11.122
7	16:12:47.347	<b>44.307</b>		16.562	16.634	11.111
8	16:13:31.951	<b>44.604</b>	+0.297	<b>16.546</b>	16.716	11.342
9	16:14:16.427	<b>44.476</b>	+0.169	16.658	16.682	11.136
10	16:15:00.797	<b>44.370</b>	+0.063	16.664	16.652	11.054
11	16:15:45.125	<b>44.328</b>	+0.021	16.706	16.614	<b>11.008</b>
12	16:16:29.580	<b>44.455</b>	+0.148	16.622	16.696	11.137

<b>(885) Carl Luthardt</b>						
1	16:08:19.755	<b>47.243</b>	+2.898	18.788	17.195	11.260
2	16:09:04.586	<b>44.831</b>	+0.486	16.853	16.802	11.176

3	16:09:49.190	<b>44.604</b>	+0.259	16.728	16.742	11.134
4	16:10:33.584	<b>44.394</b>	+0.049	16.641	16.698	11.055
5	16:11:18.276	<b>44.692</b>	+0.347	16.756	16.734	11.202
6	16:12:02.740	<b>44.464</b>	+0.119	16.720	16.690	<b>11.054</b>
7	16:12:47.085	<b>44.345</b>		16.639	<b>16.631</b>	11.075
8	16:13:32.093	<b>45.008</b>	+0.663	<b>16.626</b>	17.080	11.302
9	16:14:16.678	<b>44.585</b>	+0.240	16.742	16.762	11.081
10	16:15:01.183	<b>44.505</b>	+0.160	16.709	16.719	11.077
11	16:15:45.672	<b>44.489</b>	+0.144	16.653	16.705	11.131
12	16:16:30.417	<b>44.745</b>	+0.400	16.640	16.795	11.310

<b>(844) Kevin Wagner</b>						
1	16:08:20.939	<b>48.032</b>	+3.759	19.374	17.346	11.312
2	16:09:05.800	<b>44.861</b>	+0.588	16.941	16.764	11.156
3	16:09:50.305	<b>44.505</b>	+0.232	16.765	<b>16.582</b>	11.158
4	16:10:34.643	<b>44.338</b>	+0.065	16.567	16.614	11.157
5	16:11:18.959	<b>44.316</b>	+0.043	16.614	16.598	11.104
6	16:12:03.950	<b>44.991</b>	+0.718	16.891	16.950	11.150
7	16:12:48.298	<b>44.348</b>	+0.075	16.591	16.607	11.150
8	16:13:32.571	<b>44.273</b>		<b>16.554</b>	16.613	11.106
9	16:14:16.934	<b>44.363</b>	+0.090	16.622	16.630	11.111
10	16:15:01.435	<b>44.501</b>	+0.228	16.694	16.669	11.138
11	16:15:45.859	<b>44.424</b>	+0.151	16.693	16.654	<b>11.077</b>
12	16:16:30.640	<b>44.781</b>	+0.508	16.654	16.700	11.427

<b>(823) Jason Bralic</b>						
1	16:08:19.920	<b>47.320</b>	+3.019	18.825	17.247	11.248
2	16:09:04.823	<b>44.903</b>	+0.602	16.857	16.854	11.192
3	16:09:49.346	<b>44.523</b>	+0.222	16.684	16.712	11.127
4	16:10:34.190	<b>44.844</b>	+0.543	16.638	16.825	11.381
5	16:11:18.612	<b>44.422</b>	+0.121	16.650	16.646	11.126
6	16:12:03.293	<b>44.681</b>	+0.380	16.885	16.686	11.110
7	16:12:47.594	<b>44.301</b>		16.620	16.627	<b>11.054</b>
8	16:13:32.170	<b>44.576</b>	+0.275	<b>16.540</b>	16.778	11.258
9	16:14:17.261	<b>45.091</b>	+0.790	16.832	17.103	11.156
10	16:15:01.655	<b>44.394</b>	+0.093	16.644	<b>16.612</b>	11.138
11	16:15:46.058	<b>44.403</b>	+0.102	16.610	16.672	11.121
12	16:16:30.742	<b>44.684</b>	+0.383	16.663	16.646	11.375

<b>(830) Max Hezel</b>						
1	16:08:19.313	<b>46.997</b>	+2.529	18.448	17.087	11.462
2	16:09:04.088	<b>44.775</b>	+0.307	16.815	16.713	11.247
3	16:09:48.860	<b>44.772</b>	+0.304	16.773	16.850	11.149
4	16:10:33.459	<b>44.599</b>	+0.131	16.691	16.691	11.217
5	16:11:18.472	<b>45.013</b>	+0.545	16.704	16.736	11.573
6	16:12:04.160	<b>45.688</b>	+1.220	17.224	17.229	11.235
7	16:12:48.656	<b>44.496</b>	+0.028	16.667	<b>16.675</b>	11.154
8	16:13:33.189	<b>44.533</b>	+0.065	16.689	16.714	<b>11.130</b>
9	16:14:17.657	<b>44.468</b>		<b>16.610</b>	16.700	11.158
10	16:15:02.208	<b>44.551</b>	+0.083	16.668	16.676	11.207
11	16:15:46.813	<b>44.605</b>	+0.137	16.657	16.739	11.209
12	16:16:31.380	<b>44.567</b>	+0.099	16.665	16.720	11.182

<b>(887) Torben Gröndahl</b>						
1	16:08:20.520	<b>47.756</b>	+3.242	19.075	17.425	11.256
2	16:09:05.620	<b>45.100</b>	+0.586	17.003	16.949	11.148
3	16:09:50.559	<b>44.939</b>	+0.425	16.766	17.022	11.151
4	16:10:35.361	<b>44.802</b>	+0.288	16.745	16.889	11.168
5	16:11:20.470	<b>45.109</b>	+0.595	17.092	16.798	11.219
6	16:12:05.032	<b>44.562</b>	+0.048	16.745	<b>16.689</b>	11.128
7	16:12:49.546	<b>44.514</b>		<b>16.683</b>	16.727	<b>11.104</b>
8	16:13					



INT. ADAC Kartrennen Ampfing

X30 SENIOR

Ampfing 1,063 Km

Qualifying Heat A/C

11.05.2024 16:05

Race (12 Laps) started at 16:07:32

Lap	Time of Day	Lap Tm	Diff	S1 Tm	S2 Tm	S3 Tm	Lap	Time of Day	Lap Tm	Diff	S1 Tm	S2 Tm	S3 Tm
7	16:12:49.859	<b>44.344</b>		16.591	<b>16.594</b>	11.159	11	16:15:54.183	<b>44.761</b>	+0.030	16.725	16.813	11.223
8	16:13:34.354	<b>44.495</b>	+0.151	16.628	16.726	11.141	12	16:16:39.023	<b>44.840</b>	+0.109	16.732	<b>16.763</b>	11.345
9	16:14:18.959	<b>44.605</b>	+0.261	16.683	16.720	11.202							
10	16:15:03.563	<b>44.604</b>	+0.260	16.696	16.735	11.173							
11	16:15:48.332	<b>44.769</b>	+0.425	16.656	16.732	11.181							
12	16:16:33.019	<b>44.687</b>	+0.343	16.669	16.753	11.265							
<b>(836) Max Ohsenbrink</b>							<b>(905) Maxim Haroutounian</b>						
1	16:08:22.543	<b>49.067</b>	+4.788	19.333	17.875	11.859	1	16:08:23.479	<b>49.782</b>	+4.971	19.896	18.297	11.539
2	16:09:08.110	<b>45.567</b>	+1.288	17.254	17.048	11.265	2	16:09:09.599	<b>46.120</b>	+1.359	17.878	17.046	11.196
3	16:09:52.524	<b>44.414</b>	+0.135	16.624	16.719	11.071	3	16:09:54.792	<b>45.193</b>	+0.432	17.058	16.925	11.210
4	16:10:38.048	<b>45.524</b>	+1.245	17.520	16.857	11.147	4	16:10:40.104	<b>45.312</b>	+0.551	17.180	16.890	11.242
5	16:11:22.596	<b>44.548</b>	+0.269	16.667	16.716	11.165	5	16:11:24.994	<b>44.890</b>	+0.129	16.916	16.744	11.230
6	16:12:07.092	<b>44.496</b>	+0.217	16.637	16.660	11.199	6	16:12:10.406	<b>45.412</b>	+0.651	16.820	17.327	11.265
7	16:12:51.602	<b>44.510</b>	+0.231	16.711	16.731	<b>11.068</b>	7	16:12:55.277	<b>44.871</b>	+0.110	16.953	16.744	<b>11.174</b>
8	16:13:35.900	<b>44.298</b>	+0.019	<b>16.552</b>	16.643	11.103	8	16:13:40.148	<b>44.871</b>	+0.110	<b>16.770</b>	16.894	11.207
9	16:14:20.179	<b>44.279</b>		16.563	<b>16.627</b>	11.089	9	16:14:25.103	<b>44.955</b>	+0.194	16.888	16.811	11.256
10	16:15:04.633	<b>44.454</b>	+0.175	16.623	16.702	11.129	10	16:15:09.989	<b>44.886</b>	+0.125	16.902	16.758	11.226
11	16:15:49.041	<b>44.408</b>	+0.129	16.568	16.712	11.128	11	16:15:54.911	<b>44.922</b>	+0.161	16.894	16.770	11.258
12	16:16:33.418	<b>44.377</b>	+0.098	16.594	16.648	11.135	12	16:16:39.672	<b>44.761</b>		16.848	<b>16.700</b>	11.213
<b>(884) Davin Singer</b>							<b>(904) Tobias Feeser</b>						
1	16:08:21.865	<b>48.503</b>	+4.073	19.294	17.773	11.436	1	16:08:23.028	<b>49.330</b>	+4.774	19.639	18.161	11.530
2	16:09:07.914	<b>46.049</b>	+1.619	17.687	17.126	11.236	2	16:09:11.870	<b>48.842</b>	+4.286	19.765	17.500	11.577
3	16:09:52.915	<b>45.001</b>	+0.571	17.132	16.757	11.112	3	16:09:57.276	<b>45.406</b>	+0.850	17.040	16.854	11.512
4	16:10:38.142	<b>45.227</b>	+0.797	16.989	16.898	11.340	4	16:10:42.606	<b>45.330</b>	+0.774	17.193	16.907	11.230
5	16:11:22.936	<b>44.794</b>	+0.364	16.727	16.965	<b>11.102</b>	5	16:11:27.162	<b>44.556</b>		16.792	<b>16.673</b>	<b>11.091</b>
6	16:12:07.550	<b>44.614</b>	+0.184	16.671	16.790	11.153	6	16:12:12.001	<b>44.839</b>	+0.283	16.754	16.879	11.206
7	16:12:52.010	<b>44.460</b>	+0.030	16.624	16.733	11.103	7	16:12:57.629	<b>45.628</b>	+1.072	17.592	16.831	11.205
8	16:13:36.440	<b>44.430</b>		<b>16.611</b>	<b>16.647</b>	11.172	8	16:13:42.321	<b>44.692</b>	+0.136	16.744	16.781	11.167
9	16:14:20.980	<b>44.540</b>	+0.110	16.647	16.732	11.161	9	16:14:27.054	<b>44.733</b>	+0.177	<b>16.717</b>	16.765	11.251
10	16:15:05.681	<b>44.701</b>	+0.271	16.746	16.787	11.168	10	16:15:11.826	<b>44.772</b>	+0.216	16.799	16.760	11.213
11	16:15:50.513	<b>44.832</b>	+0.402	16.746	16.869	11.217	11	16:15:56.443	<b>44.617</b>	+0.061	16.733	16.752	11.132
12	16:16:35.362	<b>44.849</b>	+0.419	16.792	16.788	11.269	12	16:16:41.174	<b>44.731</b>	+0.175	16.728	16.753	11.250
<b>(833) Jannik Remmert</b>							<b>(890) Leonard Hocker</b>						
1	16:08:22.962	<b>48.581</b>	+4.055	19.045	17.867	11.669	1	16:08:21.598	<b>48.722</b>	+4.089	19.438	17.687	11.597
2	16:09:08.632	<b>45.670</b>	+1.144	17.233	17.192	11.245	2	16:09:07.287	<b>45.689</b>	+1.056	17.413	16.998	11.278
3	16:09:53.376	<b>44.744</b>	+0.218	16.831	<b>16.634</b>	11.279	3	16:09:52.449	<b>45.162</b>	+0.529	16.962	16.973	11.227
4	16:10:38.366	<b>44.990</b>	+0.464	16.908	16.886	11.196	4	16:10:37.814	<b>45.365</b>	+0.732	17.072	17.020	11.273
5	16:11:23.302	<b>44.936</b>	+0.410	16.758	17.022	11.156	5	16:11:23.627	<b>45.813</b>	+1.180	17.052	17.497	11.264
6	16:12:07.860	<b>44.558</b>	+0.032	16.784	16.671	<b>11.103</b>	6	16:12:08.289	<b>44.662</b>	+0.029	16.671	16.817	<b>11.174</b>
7	16:12:52.411	<b>44.551</b>	+0.025	<b>16.691</b>	16.723	11.137	7	16:12:53.023	<b>44.734</b>	+0.101	16.671	16.847	11.216
8	16:13:36.937	<b>44.526</b>		16.751	16.668	11.107	8	16:13:37.704	<b>44.681</b>	+0.048	16.658	16.816	11.207
9	16:14:21.627	<b>44.690</b>	+0.164	16.809	16.747	11.134	9	16:14:22.337	<b>44.633</b>		<b>16.638</b>	<b>16.781</b>	11.214
10	16:15:06.280	<b>44.653</b>	+0.127	16.786	16.735	11.132	10	16:15:07.143	<b>44.806</b>	+0.173	16.704	16.830	11.272
11	16:15:51.018	<b>44.738</b>	+0.212	16.804	16.687	11.247	11	16:15:51.795	<b>44.652</b>	+0.019	16.663	16.782	11.207
12	16:16:35.885	<b>44.867</b>	+0.341	16.878	16.779	11.210	12	16:16:36.549	<b>44.754</b>	+0.121	16.665	16.824	11.265
<b>(812) Rocco Curcio</b>							<b>(827) Julius Berthold</b>						
1	16:08:20.769	<b>48.061</b>	+3.531	19.417	17.312	11.332	1	16:08:24.966	<b>50.743</b>	+5.783	21.540	17.647	11.556
2	16:09:06.042	<b>45.283</b>	+0.753	16.938	17.156	11.189	2	16:09:11.171	<b>46.205</b>	+1.245	17.608	17.181	11.416
3	16:09:50.743	<b>44.701</b>	+0.171	16.712	16.851	11.138	3	16:09:56.624	<b>45.453</b>	+0.493	17.011	17.127	11.315
4	16:10:35.556	<b>44.813</b>	+0.283	16.851	16.776	11.186	4	16:10:41.859	<b>45.235</b>	+0.275	17.032	16.957	<b>11.246</b>
5	16:11:20.131	<b>44.575</b>	+0.045	16.703	16.747	<b>11.125</b>	5	16:11:26.859	<b>45.000</b>	+0.040	16.833	16.904	11.263
6	16:12:04.763	<b>44.632</b>	+0.102	16.726	16.748	11.158	6	16:12:12.292	<b>45.433</b>	+0.473	16.894	17.243	11.296
7	16:12:49.378	<b>44.615</b>	+0.085	16.680	16.753	11.182	7	16:12:58.243	<b>45.951</b>	+0.991	17.778	16.877	11.296
8	16:13:33.946	<b>44.568</b>	+0.038	16.709	16.681	11.178	8	16:13:43.223	<b>44.980</b>	+0.020	16.812	16.896	11.272
9	16:14:18.516	<b>44.570</b>	+0.040	16.716	16.698	11.156	9	16:14:28.188	<b>44.965</b>	+0.005	<b>16.732</b>	16.947	11.286
10	16:15:03.050	<b>44.534</b>	+0.004	16.666	16.724	11.144	10	16:15:13.148	<b>44.960</b>		16.761	16.904	11.295
11	16:15:47.648	<b>44.598</b>	+0.068	16.702	<b>16.680</b>	11.216	11	16:15:58.157	<b>45.009</b>	+0.049	16.784	16.861	11.364
12	16:16:32.178	<b>44.530</b>		<b>16.648</b>	16.732	11.150	12	16:16:43.125	<b>44.968</b>	+0.008	16.857	<b>16.815</b>	11.296
<b>(821) Manuel Wagner</b>							<b>(888) Louis Schütze</b>						
1	16:08:24.201	<b>49.764</b>	+5.033	20.915	17.382	11.467	1	16:08:22.760	<b>49.196</b>	+4.488	19.549	18.060	11.587
2	16:09:10.069	<b>45.868</b>	+1.137	17.340	17.275	11.253	2	16:09:09.045	<b>46.285</b>	+1.577	17.282	17.531	11.472
3	16:09:55.171	<b>45.102</b>	+0.371	16.940	16.908	11.234	3	16:09:53.915	<b>44.870</b>	+0.162	16.923	16.831	<b>11.116</b>
4	16:10:40.463	<b>45.292</b>	+0.561	17.148	16.992	11.152	4	16:10:39.416	<b>45.501</b>	+0.793	16.947	17.251	11.303
5	16:11:25.232	<b>44.769</b>	+0.038	16.730	16.896	<b>11.143</b>	5	16:11:24.124	<b>44.708</b>		16.787	16.756	11.165
6	16:12:10.182	<b>44.950</b>	+0.219	16.759	16.892	11.299	6	16:12:08.876	<b>44.752</b>	+0.044	<b>16.783</b>	16.784	11.185
7	16:12:54.987	<b>44.805</b>	+0.074	16.756	16.812	11.237	7	16:12:53.738	<b>44.862</b>	+0.154	16.798	16.809	11.255
8	16:13:39.718	<b>44.731</b>		<b>16.669</b>	16.855	11.207	8	16:13:38.535	<b>44.797</b>	+0.089	16.793	<b>16.724</b>	11.280
9	16:14:24.521	<b>44.803</b>	+0.072	16.733	16.772	11.298	9	16:14:23.408	<b>44.873</b>	+0.165	16.847	16.835	11.191
10	16:15:09.422	<b>44.901</b>	+0.170	16.818	16.849	11.234	10	16:15:08.335	<b>44.927</b>	+0.219	16.816	16.826	11.285
							11	16:15:53.226	<b>44.891</b>	+0.183	16.810	16.930	11.151
							12	16:16:38.141	<b>44.915</b>	+0.207	16.856	16.847	11.212
							<b>(811) Karl Schmiederer</b>						



INT. ADAC Kartrennen Ampfing

X30 SENIOR


Ampfing 1,063 Km

Qualifying Heat A/C

11.05.2024 16:05

Race (12 Laps) started at 16:07:32

Lap	Time of Day	Lap Tm	Diff	S1 Tm	S2 Tm	S3 Tm	Lap	Time of Day	Lap Tm	Diff	S1 Tm	S2 Tm	S3 Tm
1	16:08:23.149	<b>48.522</b>	+3.884	19.280	17.801	11.441	5	16:11:28.182	<b>45.251</b>		17.211	<b>16.787</b>	<b>11.263</b>
2	16:09:09.120	<b>45.971</b>	+1.333	17.469	17.204	11.298	6	16:12:14.291	<b>46.109</b>	+0.858	17.850	16.910	11.349
3	16:09:54.492	<b>45.372</b>	+0.734	17.214	16.853	11.305	7	16:13:00.156	<b>45.865</b>	+0.614	17.524	17.054	11.287
4	16:10:39.760	<b>45.268</b>	+0.630	16.907	17.053	11.308	8	16:13:45.593	<b>45.437</b>	+0.186	<b>17.162</b>	16.891	11.394
5	16:11:24.752	<b>44.992</b>	+0.354	16.856	16.762	11.374	9	16:14:31.758	<b>46.165</b>	+0.914	17.648	17.094	11.423
6	16:12:09.952	<b>45.200</b>	+0.562	16.780	17.069	11.351	10	16:15:17.524	<b>45.766</b>	+0.515	17.280	17.081	11.405
7	16:12:54.747	<b>44.795</b>	+0.157	16.815	16.772	11.208	11	16:16:03.385	<b>45.861</b>	+0.610	17.286	17.090	11.485
8	16:13:39.516	<b>44.769</b>	+0.131	<b>16.659</b>	16.823	11.287	12	16:16:49.593	<b>46.208</b>	+0.957	17.408	17.117	11.683
9	16:14:24.234	<b>44.718</b>	+0.080	16.663	16.753	11.302							
10	16:15:08.872	<b>44.638</b>		16.690	16.755	<b>11.193</b>							
11	16:15:53.694	<b>44.822</b>	+0.184	16.714	16.845	11.263							
12	16:16:38.455	<b>44.761</b>	+0.123	16.710	<b>16.750</b>	11.301							
<b>(806) Moritz Fischer</b>							<b>(898) Hawk Baylaan White</b>						
1	16:08:22.675	<b>49.251</b>	+4.589	19.506	17.959	11.786	1	16:08:23.582	<b>49.663</b>	+5.142	19.834	18.326	11.503
2	16:09:08.799	<b>46.124</b>	+1.462	17.270	17.261	11.593	2	16:09:09.298	<b>45.716</b>	+1.195	17.215	17.232	11.269
3	16:09:53.724	<b>44.925</b>	+0.263	16.864	16.855	11.206	3	16:09:55.063	<b>45.765</b>	+1.244	17.144	17.276	11.345
4	16:10:46.026	<b>52.302</b>	+7.640	16.949	23.823	11.530	4	16:10:40.636	<b>45.573</b>	+1.052	17.369	17.014	11.190
5	16:11:31.176	<b>45.150</b>	+0.488	16.990	16.880	11.280	5	16:11:25.640	<b>45.004</b>	+0.483	16.761	16.858	11.385
6	16:12:15.973	<b>44.797</b>	+0.135	16.795	16.791	11.211	6	16:12:10.558	<b>44.918</b>	+0.397	<b>16.618</b>	17.037	11.263
7	16:13:00.951	<b>44.978</b>	+0.316	16.814	16.711	11.453	7	16:13:05.379	<b>54.821</b>	+10.300	26.767	16.786	11.268
8	16:13:45.839	<b>44.888</b>	+0.226	16.757	16.729	11.402	8	16:13:50.033	<b>44.654</b>	+0.133	16.749	16.698	11.207
9	16:14:30.653	<b>44.814</b>	+0.152	16.859	16.775	11.180	9	16:14:34.554	<b>44.521</b>		16.692	<b>16.558</b>	11.271
10	16:15:15.467	<b>44.814</b>	+0.152	16.768	16.871	<b>11.175</b>	10	16:15:19.154	<b>44.600</b>	+0.079	16.691	16.757	<b>11.162</b>
11	16:16:00.190	<b>44.723</b>	+0.061	16.837	<b>16.679</b>	11.207	11	16:16:06.089	<b>46.935</b>	+2.414	16.660	16.700	13.575
12	16:16:44.852	<b>44.662</b>		16.728	16.756	11.178	12	16:16:50.980	<b>44.891</b>	+0.370	16.807	16.779	11.305
<b>(876) Cemil Bayyati</b>							<b>(808) Eric Wess</b>						
1	16:08:22.043	<b>48.743</b>	+4.445	19.634	17.660	11.449	1	16:08:24.657	<b>50.127</b>	+5.527	20.522	17.857	11.748
2	16:09:08.339	<b>46.296</b>	+1.998	17.604	17.412	11.280	2	16:09:10.657	<b>46.000</b>	+1.400	17.461	17.217	11.322
3	16:09:53.550	<b>45.211</b>	+0.913	16.904	17.090	11.217	3	16:09:55.977	<b>45.320</b>	+0.720	17.094	17.084	<b>11.142</b>
4	16:10:47.489	<b>53.939</b>	+9.641	16.919	25.808	11.212	4	16:10:40.805	<b>44.828</b>	+0.228	16.693	16.930	11.205
5	16:11:32.121	<b>44.692</b>	+0.334	16.766	16.816	11.050	5	16:11:25.778	<b>44.973</b>	+0.373	16.920	<b>16.626</b>	11.427
6	16:12:16.419	<b>44.298</b>		<b>16.660</b>	<b>16.600</b>	<b>11.038</b>	6	16:12:10.679	<b>44.901</b>	+0.301	<b>16.692</b>	17.001	11.208
7	16:13:01.136	<b>44.717</b>	+0.419	16.684	16.708	11.325	7	16:13:08.817	<b>58.138</b>	+13.538	29.709	17.139	11.290
8	16:13:46.073	<b>44.937</b>	+0.639	16.839	16.664	11.434	8	16:13:53.543	<b>44.726</b>	+0.126	16.835	16.667	11.224
9	16:14:30.792	<b>44.719</b>	+0.421	16.899	16.724	11.096	9	16:14:38.265	<b>44.722</b>	+0.122	16.796	16.688	11.238
10	16:15:15.625	<b>44.833</b>	+0.535	16.770	16.921	11.142	10	16:15:22.884	<b>44.619</b>	+0.019	16.720	16.648	11.251
11	16:16:00.368	<b>44.743</b>	+0.445	16.811	16.822	11.110	11	16:16:07.484	<b>44.600</b>		16.713	16.652	11.235
12	16:16:44.973	<b>44.605</b>	+0.307	16.707	16.777	11.121	12	16:16:52.257	<b>44.773</b>	+0.173	16.859	16.716	11.198
<b>(853) Devin Leon Ucar</b>							<b>(814) Nina Aptsiauri</b>						
1	16:08:23.925	<b>49.584</b>	+4.572	20.050	17.868	11.666	1	16:08:25.293	<b>50.784</b>	+5.430	21.039	18.001	11.744
2	16:09:10.530	<b>46.605</b>	+1.593	17.307	17.905	11.393	2	16:09:12.271	<b>46.978</b>	+1.624	18.087	17.277	11.614
3	16:09:56.391	<b>45.861</b>	+0.849	17.204	17.361	11.296	3	16:09:57.862	<b>45.591</b>	+0.237	17.056	16.965	11.570
4	16:10:41.431	<b>45.040</b>	+0.028	16.926	<b>16.848</b>	11.266	4	16:10:43.861	<b>45.999</b>	+0.645	17.294	17.154	11.551
5	16:11:26.525	<b>45.094</b>	+0.082	16.983	16.883	11.228	5	16:11:29.566	<b>45.705</b>	+0.351	17.249	16.998	<b>11.458</b>
6	16:12:11.577	<b>45.052</b>	+0.040	16.899	16.882	11.271	6	16:12:14.920	<b>45.354</b>		<b>16.979</b>	16.911	11.464
7	16:12:58.121	<b>46.544</b>	+1.532	18.169	16.961	11.414	7	16:13:01.099	<b>46.179</b>	+0.825	17.426	<b>16.852</b>	11.901
8	16:13:43.685	<b>45.564</b>	+0.552	17.336	16.944	11.284	8	16:13:46.950	<b>45.851</b>	+0.497	17.321	16.998	11.532
9	16:14:28.730	<b>45.045</b>	+0.033	16.876	16.945	<b>11.224</b>	9	16:14:32.523	<b>45.573</b>	+0.219	17.022	16.993	11.558
10	16:15:13.829	<b>45.099</b>	+0.087	<b>16.838</b>	16.943	11.318	10	16:15:18.098	<b>45.575</b>	+0.221	17.097	16.946	11.532
11	16:15:58.841	<b>45.012</b>		16.915	16.856	11.241							
12	16:16:44.114	<b>45.273</b>	+0.261	16.864	16.971	11.438							
<b>(817) Maximilian Engelstädter</b>							<b>(843) Luis Simon</b>						
1	16:08:25.503	<b>51.397</b>	+6.536	22.007	17.726	11.664	1	16:08:24.353	<b>49.071</b>	+3.820	19.448	17.688	11.935
2	16:09:11.997	<b>46.494</b>	+1.633	17.639	17.362	11.493	2	16:09:10.980	<b>46.627</b>	+1.376	17.630	17.539	11.458
3	16:09:57.511	<b>45.514</b>	+0.653	17.096	17.061	11.357	3	16:09:57.122	<b>46.142</b>	+0.891	17.403	17.137	11.602
4	16:10:43.142	<b>45.631</b>	+0.770	17.514	16.957	<b>11.160</b>	4	16:10:42.931	<b>45.809</b>	+0.558	17.500	17.023	11.286
5	16:11:28.407	<b>45.265</b>	+0.404	17.215	16.770	11.280							
6	16:12:13.268	<b>44.861</b>		16.991	<b>16.707</b>	11.163							
7	16:12:58.614	<b>45.346</b>	+0.485	17.266	16.763	11.317							
8	16:13:43.915	<b>45.301</b>	+0.440	17.005	17.019	11.277							
9	16:14:28.898	<b>44.983</b>	+0.122	16.865	16.907	11.211							
10	16:15:14.077	<b>45.179</b>	+0.318	16.863	16.930	11.386							
11	16:15:59.156	<b>45.079</b>	+0.218	16.907	16.863	11.309							
12	16:16:44.239	<b>45.083</b>	+0.222	<b>16.736</b>	17.066	11.281							



INT. ADAC Kartrennen Ampfing

Lapchart

X30 SENIOR

Ampfing 1,063 Km

Qualifying Heat A/C

11.05.2024 16:05

Race (12 Laps) started at 16:07:32

Competitors	Laps												
	0	1	2	3	4	5	6	7	8	9	10	11	12
Nando Weixelbaumer (802)	1	802	895	895	895	895	895	895	895	895	895	895	895
Phil Colin Strenge (895)	2	895	802	802	822	822	822	822	822	822	822	822	822
Max Hezel (830)	3	830	835	835	802	802	802	802	802	802	802	802	802
Jarno Wiese (835)	4	835	822	822	835	835	835	835	835	835	835	835	835
Niklas Hirsch (877)	5	877	830	830	830	830	885	885	885	877	877	877	877
Elia Weiss (822)	6	822	885	885	885	885	830	877	877	885	885	885	885
Carl Luthardt (885)	7	885	823	823	823	877	877	823	823	823	844	844	844
Jason Bralic (823)	8	823	877	877	877	823	823	844	844	844	823	823	823
Rocco Curcio (812)	9	812	887	887	844	844	844	830	830	830	830	830	830
Torben Gröndahl (887)	10	887	812	844	887	887	812	812	812	812	812	812	812
Leonard Hocker (890)	11	890	844	812	812	812	887	887	887	887	887	887	887
Kevin Wagner (844)	12	844	890	890	829	829	829	829	829	829	829	829	829
Lutz Ohsenbrink (829)	13	829	829	829	890	890	836	836	836	836	836	836	836
Cemil Bayyati (876)	14	876	884	884	836	836	884	884	884	884	884	884	884
Davin Singer (884)	15	884	876	836	884	884	833	833	833	833	833	833	833
Moritz Fischer (806)	16	806	836	876	833	833	890	890	890	890	890	890	890
Max Ohsenbrink (836)	17	836	806	833	876	888	888	888	888	888	888	888	888
Louis Schütze (888)	18	888	888	806	806	811	811	811	811	811	811	811	811
Tobias Feeser (904)	19	904	833	888	888	905	905	821	821	821	821	821	821
Maxim Haroutounian (905)	20	905	904	811	811	821	821	905	905	905	905	905	905
Hawk Baylaan White (898)	21	898	811	898	905	898	898	904	904	904	904	904	904
Maximilian Engelstädter (817)	22	817	905	905	898	808	808	808	853	827	827	827	827
Julius Berthold (827)	23	827	898	821	821	853	853	853	827	853	853	853	853
Devin Leon Ucar (853)	24	853	853	853	808	827	827	904	817	817	817	817	817
Jannik Remmert (833)	25	833	821	808	853	904	904	827	843	843	806	806	806
Manuel Wagner (821)	26	821	843	843	827	843	843	817	806	806	876	876	876
Nina Aptsiauri (814)	27	814	808	827	843	817	817	843	814	876	843	843	843
Eric Wess (808)	28	808	827	904	904	814	814	814	876	814	814	898	898
Karl Schmiederer (811)	29	811	814	817	817	806	806	806	898	898	898	898	808
Luis Simon (843)	30	843	817	814	814	876	876	876	808	808	808	808	808



### X30 SENIOR

### Qualifying Heat A/B

Track length: 1.063 Km

Race Started: 18:07:35

Best Lap by: 895 - Phil Colin Strenge - 44,145

Rank	#	Driver	Nat	Sponsor Entrant	Nat	License E-License	Make	laps	T. Time Diff	Best Lap	Penalty	Points
1	3	810 Daniel Guinhard	GBR	SFR Motorsport	GBR	ITC-C292117 IBL368379	KR/IAME/Komet	12	8:57.244	44.312		50
2	0	854 Daniel Brozovic	DEU	TR Motorsport	DEU	ITE 42036 KBF23400	OTK/IAME/Komet	12	8:57.282 0.038	44.448		44
3	4	823 Jason Bralic	NLD	SIM-ON	DEU	ITG46957 KBF39246	Kosmic/IAME/Komet	12	8:58.199 0.955	44.382		41
4	5	844 Kevin Wagner	DEU	MSC-Langefeld e. V. im ADAC Valier Motorsport	DEU	ITE 11828 KBF39300	Energy/IAME/Komet	12	8:59.155 1.911	44.475		38
5	7	907 Marco Pislor	DEU	RS Motorsport	DEU	ITE 39019 KBF10332	CRG/IAME/Komet	12	9:00.181 2.937	44.486		36
6	0	864 Marc Gerstenkorn	CHE	Kartshop Ampfing	DEU	ITF375 BIF25142	Drago Corse/IAME/Komet	12	9:00.983 3.739	44.466		34
7	3	815 Moritz Wolber	DEU	ADAC Südbaden e.V. NEES RACING	DEU	NKA16641 BIF17863	Maranello/IAME/Komet	12	9:01.509 4.265	44.425		32
8	3	876 Cemil Bayyati	DEU	Dörr Motorsport	DEU	ITG15366 BIF38420	KR/IAME/Komet	12	9:02.335 5.091	44.477		30
9	4	884 Davin Singer	DEU	ADAC Südbaden e.V. CV Performance Group	DEU	ITE 23384 BIF38321	KR/IAME/Komet	12	9:02.676 5.432	44.547		28
10	-7	835 Jarno Wiese	DEU	VDB Kart Racing	DEU	ITE 40767 KBF10478	OTK/IAME/Komet	12	9:03.037 5.793	44.434		27
11	14	808 Eric Wess	DEU	Kartshop Ampfing	DEU	NKA38485 KBF25142	Drago Corse/IAME/Komet	12	9:03.828 6.584	44.489		26
12	3	836 Max Ohsenbrink	DEU	KSL Racing Team	DEU	ITE18670 KBF1304585	Alonso/IAME/Komet	12	9:06.881 9.637	44.351	+ 5 sec	25
13	5	845 Jan Waibel	DEU	ADAC Mittelrhein e.V. VDB Kart Racing	DEU	NKA12495 KBF10478	Tony Kart/IAME/Komet	12	9:08.829 11.585	44.924		24
14	-9	822 Elia Weiss	DEU	DSK e.V. Ja zum Motorsport SIM-ON	DEU	ITG38504 KBF39246	Kosmic/IAME/Komet	12	9:09.374 12.130	44.207	+ 5 sec	23
15	7	881 Jacob Trost	DEU	ADAC Hessen-Thüringen e.V. DUTT MOTORSPORT by FENSTER.COM	LUX	NKA41233 IDCK867	Tony Kart/IAME/Komet	12	9:09.715 12.471	44.817		22
16	-15	895 Phil Colin Strenge	DEU	ADAC Württemberg e.V. Ebert Motorsport	DEU	ITE42785 EL38528	LN/IAME/Komet	12	9:09.823 12.579	44.145	+ 5 sec	21
17	-3	809 Luis Esser	DEU	RMW Motorsport	DEU	ITE 11661 KBF39010	OTK/IAME/Komet	12	9:09.893 12.649	44.314		20
18	8	824 Noel Honguero	DEU	VDB Kart Racing	DEU	NKA39248 KBF10478	Tony Kart/IAME/Komet	12	9:14.252 17.008	45.023		19
19	-2	898 Hawk Baylaan White	GBR	AT Motorsport	DEU	ITE40903 BIC38996	Exprit/IAME/Komet	12	9:17.887 20.643	45.120		18
20	3	821 Manuel Wagner	DEU	RS-Motorsport	DEU	ITE 39259 KBF40372	CRG/IAME/Komet	12	9:18.389 21.145	44.753	+ 5 sec	17
21	8	843 Luis Simon	DEU	PCH Racing	DEU	NKA36581 39956	LN/IAME/Komet	12	9:19.409 22.165	44.939		16
22	8	872 Tobias Burgstahler	DEU	ADAC Württemberg e.V. Stern Motorsport	DEU	NKA38364 KBF38195	KR/IAME/Komet	12	9:20.641 23.397	45.178		15
23	1	891 Luka Koullen	NLD	PCH Racing	DEU	NKA50483 BIF39956	LN/IAME/Komet	12	9:22.281 25.037	44.694	+ 5 sec	14
24	-3	833 Jannik Remmert	DEU	VDB Kart Racing	DEU	ITE19994 KBF10478	Tony Kart/IAME/Komet	12	9:22.805 25.561	44.887		13
25	3	855 Matti Klasen	DEU	DSK e.V. Ja zum Motorsport RMW Motorsport	DEU	ITE13782 BIC39010	Tony Kart/IAME/Komet	12	9:42.779 45.535	45.490		12
26	-6	818 Matthy Vandebroek	DEU	VDB Kart Racing	DEU	ITE 11491 KBF10478	Tony Kart/IAME/Komet	1	58.410 11 Laps	56.890		11
27	-11	816 Elias Schorneck	DEU	VDB Kart Racing	DEU	ITE40538 KBF10478	Tony Kart/IAME/Komet	0	1.223 12 Laps			10
28	-9	817 Maximilian Engelstädter	DEU	Dörr Motorsport	DEU	NKA40565 BIF38420	KR/IAME/Komet	0	1.539 12 Laps			9
29	-2	811 Karl Schmiederer	DEU	RS-Motorsport	DEU	ITE39775 KBF40372	CRG/IAME/Komet	0	1.929 12 Laps			8
30	-22	820 Felix Maurer	DEU	DUTT MOTORSPORT by FENSTER.com	LUX	NKA41244 IBLK867	Tony Kart/IAME/Komet	0	5.551 12 Laps		+ 5 sec	7

#### Announcements

# 895,891,836,822,821,820, + 5 sec front fairing


Timekeeper  
M.Riehmers

Race Director  
H.Seidel

Page 1/1

These results are provisional until the conclusion of any judicial and technical matters!

Printed: 11.05.2024 / 18:29





INT. ADAC Kartrennen Ampfing

X30 SENIOR

Ampfing 1,063 Km


Qualifying Heat A/B

11.05.2024 18:05

Race (12 Laps) started at 18:07:35

Lap	Time of Day	Lap Tm	Diff	S1 Tm	S2 Tm	S3 Tm	Lap	Time of Day	Lap Tm	Diff	S1 Tm	S2 Tm	S3 Tm
<b>(810) Daniel Guinchard</b>							3	18:09:53.918	<b>45.303</b>	+0.837	17.084	16.975	11.244
1	18:08:23.058	<b>47.656</b>	+3.344	18.988	17.284	11.384	4	18:10:38.384	<b>44.466</b>		16.669	<b>16.661</b>	<b>11.136</b>
2	18:09:08.003	<b>44.945</b>	+0.633	16.922	16.830	11.193	5	18:11:23.040	<b>44.656</b>	+0.190	16.667	16.761	11.228
3	18:09:52.623	<b>44.620</b>	+0.308	16.787	16.717	11.116	6	18:12:07.625	<b>44.585</b>	+0.119	16.705	16.685	11.195
4	18:10:37.197	<b>44.574</b>	+0.262	16.696	16.729	11.149	7	18:12:52.139	<b>44.514</b>	+0.048	<b>16.654</b>	16.704	11.156
5	18:11:21.588	<b>44.391</b>	+0.079	16.612	16.683	11.096	8	18:13:36.939	<b>44.800</b>	+0.334	16.735	16.749	11.316
6	18:12:05.922	<b>44.334</b>	+0.022	<b>16.586</b>	16.668	<b>11.080</b>	9	18:14:21.983	<b>45.044</b>	+0.578	16.989	16.754	11.301
7	18:12:50.331	<b>44.409</b>	+0.097	16.640	16.671	11.098	10	18:15:06.802	<b>44.819</b>	+0.353	16.733	16.806	11.280
8	18:13:34.645	<b>44.314</b>	+0.002	16.611	<b>16.616</b>	11.087	11	18:15:51.566	<b>44.764</b>	+0.298	16.815	16.679	11.270
9	18:14:18.957	<b>44.312</b>		16.603	16.616	11.093	12	18:16:36.294	<b>44.728</b>	+0.262	16.697	16.806	11.225
10	18:15:03.467	<b>44.510</b>	+0.198	16.660	16.663	11.187	<b>(815) Moritz Wolber</b>						
11	18:15:47.843	<b>44.376</b>	+0.064	16.606	16.654	11.116	1	18:08:26.305	<b>49.382</b>	+4.907	20.252	17.666	11.414
12	18:16:32.555	<b>44.712</b>	+0.400	16.666	16.689	11.357	2	18:09:10.549	<b>45.244</b>	+0.819	17.156	16.895	11.193
<b>(854) Daniel Brozovic</b>							3	18:09:55.248	<b>44.699</b>	+0.274	16.752	16.730	11.217
1	18:08:21.737	<b>46.426</b>	+1.978	17.902	17.151	11.373	4	18:10:39.879	<b>44.631</b>	+0.206	16.763	16.748	<b>11.120</b>
2	18:09:06.826	<b>45.089</b>	+0.641	16.967	16.868	11.254	5	18:11:24.482	<b>44.603</b>	+0.178	16.731	16.719	11.153
3	18:09:51.584	<b>44.758</b>	+0.310	16.829	16.754	11.175	6	18:12:09.011	<b>44.529</b>	+0.104	16.736	16.648	11.145
4	18:10:36.046	<b>44.462</b>	+0.014	16.668	16.661	<b>11.133</b>	7	18:12:53.829	<b>44.818</b>	+0.393	16.724	16.938	11.156
5	18:11:20.554	<b>44.508</b>	+0.060	16.676	16.680	11.152	8	18:13:38.396	<b>44.567</b>	+0.142	16.766	16.679	11.122
6	18:12:05.104	<b>44.550</b>	+0.102	16.692	16.701	11.157	9	18:14:23.107	<b>44.711</b>	+0.286	16.769	16.734	11.208
7	18:12:49.612	<b>44.508</b>	+0.060	16.674	<b>16.658</b>	11.176	10	18:15:07.857	<b>44.750</b>	+0.325	16.744	16.752	11.254
8	18:13:34.093	<b>44.481</b>	+0.033	16.668	16.672	11.141	11	18:15:52.395	<b>44.538</b>	+0.113	16.719	16.660	11.159
9	18:14:18.596	<b>44.503</b>	+0.055	16.644	16.711	11.148	12	18:16:36.820	<b>44.425</b>		<b>16.654</b>	<b>16.609</b>	11.162
10	18:15:03.538	<b>44.942</b>	+0.494	16.737	16.783	11.422	<b>(876) Cemil Bayyati</b>						
11	18:15:48.145	<b>44.607</b>	+0.159	16.718	16.740	11.149	1	18:08:26.062	<b>49.631</b>	+5.154	20.983	17.248	11.400
12	18:16:32.593	<b>44.448</b>		<b>16.566</b>	16.722	11.160	2	18:09:11.342	<b>45.280</b>	+0.803	17.074	16.963	11.243
<b>(823) Jason Bralic</b>							3	18:09:55.981	<b>44.639</b>	+0.162	16.850	16.710	11.079
1	18:08:23.807	<b>48.010</b>	+3.628	19.284	17.378	11.348	4	18:10:40.495	<b>44.514</b>	+0.037	16.726	16.718	<b>11.070</b>
2	18:09:08.793	<b>44.986</b>	+0.604	16.941	16.868	11.177	5	18:11:24.992	<b>44.497</b>	+0.020	16.681	16.713	11.103
3	18:09:53.386	<b>44.593</b>	+0.211	16.685	16.708	11.200	6	18:12:09.469	<b>44.477</b>		16.656	16.700	11.121
4	18:10:37.801	<b>44.415</b>	+0.033	16.693	<b>16.619</b>	11.103	7	18:12:54.227	<b>44.758</b>	+0.281	16.701	16.979	11.078
5	18:11:22.198	<b>44.397</b>	+0.015	16.659	16.673	<b>11.065</b>	8	18:13:38.980	<b>44.753</b>	+0.276	16.850	16.763	11.140
6	18:12:06.687	<b>44.489</b>	+0.107	16.653	16.682	11.154	9	18:14:23.512	<b>44.532</b>	+0.055	16.747	<b>16.682</b>	11.103
7	18:12:51.109	<b>44.422</b>	+0.040	16.615	16.716	11.091	10	18:15:08.103	<b>44.591</b>	+0.114	<b>16.634</b>	16.718	11.239
8	18:13:35.491	<b>44.382</b>		<b>16.605</b>	16.654	11.123	11	18:15:53.088	<b>44.985</b>	+0.508	16.965	16.917	11.109
9	18:14:19.899	<b>44.408</b>	+0.026	16.625	16.684	11.099	12	18:16:37.646	<b>44.558</b>	+0.081	16.649	16.789	11.120
10	18:15:04.363	<b>44.464</b>	+0.082	16.641	16.690	11.133	<b>(884) Davin Singer</b>						
11	18:15:48.930	<b>44.567</b>	+0.185	16.663	16.730	11.174	1	18:08:26.057	<b>48.685</b>	+4.138	19.861	17.475	11.349
12	18:16:33.510	<b>44.580</b>	+0.198	16.654	16.794	11.132	2	18:09:10.252	<b>45.195</b>	+0.648	17.007	16.976	11.212
<b>(844) Kevin Wagner</b>							3	18:09:54.991	<b>44.739</b>	+0.192	16.708	16.833	11.198
1	18:08:24.149	<b>48.142</b>	+3.667	19.502	17.284	11.356	4	18:10:39.689	<b>44.698</b>	+0.151	16.748	16.805	11.145
2	18:09:09.054	<b>44.905</b>	+0.430	16.882	16.822	11.201	5	18:11:24.334	<b>44.645</b>	+0.098	16.757	16.745	11.143
3	18:09:53.634	<b>44.580</b>	+0.105	16.807	<b>16.637</b>	11.136	6	18:12:08.881	<b>44.547</b>		16.707	<b>16.702</b>	<b>11.138</b>
4	18:10:38.125	<b>44.491</b>	+0.016	16.729	16.648	<b>11.114</b>	7	18:12:53.585	<b>44.704</b>	+0.157	16.696	16.808	11.200
5	18:11:22.695	<b>44.570</b>	+0.095	16.681	16.722	11.117	8	18:13:38.243	<b>44.658</b>	+0.111	16.748	16.755	11.155
6	18:12:07.192	<b>44.497</b>	+0.022	16.609	16.711	11.177	9	18:14:22.947	<b>44.704</b>	+0.157	16.734	16.798	11.172
7	18:12:51.686	<b>44.494</b>	+0.019	<b>16.572</b>	16.711	11.211	10	18:15:07.922	<b>44.975</b>	+0.428	16.704	16.845	11.426
8	18:13:36.161	<b>44.475</b>		16.625	16.659	11.191	11	18:15:53.370	<b>45.448</b>	+0.901	17.364	16.897	11.187
9	18:14:20.675	<b>44.514</b>	+0.039	16.639	16.700	11.175	12	18:16:37.987	<b>44.617</b>	+0.070	<b>16.678</b>	16.789	11.150
10	18:15:05.215	<b>44.540</b>	+0.065	16.686	16.667	11.187	<b>(835) Jarno Wiese</b>						
11	18:15:49.830	<b>44.615</b>	+0.140	16.664	16.694	11.257	1	18:08:25.685	<b>50.129</b>	+5.695	21.001	17.575	11.553
12	18:16:34.466	<b>44.636</b>	+0.161	16.660	16.759	11.217	2	18:09:10.867	<b>45.182</b>	+0.748	16.960	16.895	11.327
<b>(907) Marco Pistor</b>							3	18:09:55.584	<b>44.717</b>	+0.283	16.757	16.783	11.177
1	18:08:24.491	<b>48.429</b>	+3.943	19.814	17.167	11.448	4	18:10:40.232	<b>44.648</b>	+0.214	16.668	<b>16.699</b>	11.281
2	18:09:09.653	<b>45.162</b>	+0.676	17.019	16.741	11.402	5	18:11:24.666	<b>44.434</b>		<b>16.621</b>	16.704	<b>11.109</b>
3	18:09:54.394	<b>44.741</b>	+0.255	16.750	16.760	11.231	6	18:12:09.306	<b>44.640</b>	+0.206	16.725	16.723	11.192
4	18:10:38.913	<b>44.519</b>	+0.033	16.699	<b>16.544</b>	11.276	7	18:12:54.126	<b>44.820</b>	+0.386	16.742	16.844	11.234
5	18:11:23.501	<b>44.588</b>	+0.102	16.685	16.701	11.202	8	18:13:39.618	<b>45.492</b>	+1.058	17.123	17.061	11.308
6	18:12:07.999	<b>44.498</b>	+0.012	<b>16.627</b>	16.649	11.222	9	18:14:24.189	<b>44.571</b>	+0.137	16.742	16.704	11.125
7	18:12:52.485	<b>44.486</b>		16.628	16.603	11.255	10	18:15:08.763	<b>44.574</b>	+0.140	16.658	16.753	11.163
8	18:13:37.053	<b>44.568</b>	+0.082	16.666	16.738	<b>11.164</b>	11	18:15:53.667	<b>44.904</b>	+0.470	16.744	16.835	11.325
9	18:14:21.691	<b>44.638</b>	+0.152	16.697	16.735	11.206	12	18:16:38.348	<b>44.681</b>	+0.247	16.745	16.734	11.202
10	18:15:06.179	<b>44.488</b>	+0.002	16.662	16.660	11.166	<b>(808) Eric Wess</b>						
11	18:15:50.864	<b>44.685</b>	+0.199	16.700	16.693	11.292	1	18:08:27.911	<b>50.794</b>	+6.305	21.443	17.363	11.988
12	18:16:35.492	<b>44.628</b>	+0.142	16.697	16.727	11.204	2	18:09:13.182	<b>45.271</b>	+0.782	17.134	16.912	11.225
<b>(864) Marc Gerstenkorn</b>							3	18:09:57.786	<b>44.604</b>	+0.115	16.752	16.714	<b>11.138</b>
1	18:08:23.466	<b>47.796</b>	+3.330	19.201	17.141	11.454	4	18:10:42.293	<b>44.507</b>	+0.018	16.706	16.635	11.166
2	18:09:08.615	<b>45.149</b>	+0.683	16.964	16.826	11.359	5	18:11:26.884	<b>44.591</b>	+0.102	16.689	16.666	11.236
							6	18:12:11.373	<b>44.489</b>		16.685	16.642	11.162

Orbits



INT. ADAC Kartrennen Ampfing

X30 SENIOR

Ampfing 1,063 Km

Qualifying Heat A/B

11.05.2024 18:05

Race (12 Laps) started at 18:07:35

Lap	Time of Day	Lap Tm	Diff	S1 Tm	S2 Tm	S3 Tm
7	18:12:55.973	44.600	+0.111	16.678	16.697	11.225
8	18:13:40.551	44.578	+0.089	16.729	16.675	11.174
9	18:14:25.145	44.594	+0.105	16.728	16.613	11.253
10	18:15:09.742	44.597	+0.108	16.746	16.654	11.197
11	18:15:54.540	44.798	+0.309	16.882	16.712	11.204
12	18:16:39.139	44.599	+0.110	16.699	16.665	11.235

(836) Max Ohsenbrink

1	18:08:27.792	51.327	+6.976	22.467	17.120	11.750
2	18:09:12.739	44.947	+0.596	16.878	16.817	11.252
3	18:09:57.192	44.453	+0.102	16.643	16.703	11.107
4	18:10:41.621	44.429	+0.078	16.586	16.650	11.193
5	18:11:25.994	44.373	+0.022	16.620	16.612	11.141
6	18:12:10.398	44.404	+0.053	16.583	16.728	11.093
7	18:12:54.779	44.381	+0.030	16.596	16.661	11.124
8	18:13:39.260	44.481	+0.130	16.643	16.752	11.086
9	18:14:23.822	44.562	+0.211	16.603	16.810	11.149
10	18:15:08.173	44.351		16.587	16.654	11.110
11	18:15:52.756	44.583	+0.232	16.799	16.700	11.084
12	18:16:37.192	44.436	+0.085	16.627	16.711	11.098

(845) Jan Waibel

1	18:08:28.409	51.728	+6.804	22.960	17.252	11.516
2	18:09:13.835	45.426	+0.502	16.952	17.175	11.299
3	18:09:58.787	44.952	+0.028	16.874	16.903	11.175
4	18:10:43.711	44.924		16.831	16.788	11.305
5	18:11:28.716	45.005	+0.081	16.871	16.811	11.323
6	18:12:13.801	45.085	+0.161	16.794	16.849	11.442
7	18:12:58.806	45.005	+0.081	16.793	16.688	11.524
8	18:13:43.733	44.927	+0.003	16.856	16.834	11.237
9	18:14:28.737	45.004	+0.080	16.795	16.806	11.403
10	18:15:13.849	45.112	+0.188	16.897	16.924	11.291
11	18:15:58.967	45.118	+0.194	16.866	16.911	11.341
12	18:16:44.140	45.173	+0.249	16.915	16.935	11.323

(822) Elia Weiss

1	18:08:30.132	54.490	+10.283	25.951	17.171	11.368
2	18:09:15.191	45.059	+0.852	16.789	17.046	11.224
3	18:10:00.055	44.864	+0.657	16.716	16.979	11.169
4	18:10:44.744	44.689	+0.482	16.656	16.791	11.242
5	18:11:29.138	44.394	+0.187	16.590	16.696	11.108
6	18:12:13.685	44.547	+0.340	16.584	16.810	11.153
7	18:12:57.977	44.292	+0.085	16.585	16.657	11.050
8	18:13:42.429	44.452	+0.245	16.552	16.739	11.161
9	18:14:26.722	44.293	+0.086	16.565	16.624	11.104
10	18:15:11.014	44.292	+0.085	16.533	16.662	11.097
11	18:15:55.221	44.207		16.517	16.623	11.067
12	18:16:39.685	44.464	+0.257	16.509	16.637	11.318

(881) Jacob Trost

1	18:08:29.008	51.976	+7.158	23.033	17.497	11.445
2	18:09:14.641	45.693	+0.816	17.100	17.190	11.343
3	18:09:59.786	45.145	+0.328	16.919	16.903	11.323
4	18:10:44.889	45.103	+0.286	16.732	16.791	11.580
5	18:11:29.834	44.945	+0.128	16.798	16.754	11.393
6	18:12:14.815	44.981	+0.164	16.782	16.851	11.348
7	18:12:59.632	44.817		16.708	16.873	11.236
8	18:13:44.567	44.935	+0.118	16.732	16.902	11.301
9	18:14:29.672	45.105	+0.288	16.837	16.888	11.380
10	18:15:14.779	45.107	+0.290	16.813	16.898	11.396
11	18:16:00.047	45.268	+0.451	16.943	16.927	11.398
12	18:16:45.026	44.979	+0.162	16.724	16.843	11.412

(895) Phil Colin Strenge

1	18:08:30.872	55.460	+11.315	26.849	17.235	11.376
2	18:09:16.095	45.223	+1.078	16.849	16.963	11.411
3	18:10:00.930	44.835	+0.690	16.683	17.019	11.133
4	18:10:45.271	44.341	+0.196	16.639	16.615	11.087
5	18:11:29.726	44.455	+0.310	16.641	16.676	11.138
6	18:12:14.027	44.301	+0.156	16.521	16.535	11.245
7	18:12:58.700	44.673	+0.528	16.740	16.695	11.238
8	18:13:42.860	44.160	+0.015	16.523	16.550	11.087
9	18:14:27.005	44.145		16.511	16.556	11.078
10	18:15:11.165	44.160	+0.015	16.543	16.579	11.038

Lap	Time of Day	Lap Tm	Diff	S1 Tm	S2 Tm	S3 Tm
11	18:15:55.413	44.248	+0.103	16.558	16.581	11.109
12	18:16:40.134	44.721	+0.576	16.513	16.591	11.617

(809) Luis Esser

1	18:08:33.894	57.630	+13.316	29.091	17.198	11.341
2	18:09:18.855	44.961	+0.647	17.005	16.756	11.200
3	18:10:03.331	44.476	+0.162	16.667	16.701	11.108
4	18:10:48.300	44.969	+0.655	16.690	17.132	11.147
5	18:11:33.697	45.397	+1.083	17.353	16.904	11.140
6	18:12:18.116	44.419	+0.105	16.693	16.672	11.054
7	18:13:02.785	44.669	+0.355	16.632	16.702	11.335
8	18:13:47.413	44.628	+0.314	16.778	16.673	11.177
9	18:14:31.894	44.481	+0.167	16.692	16.705	11.084
10	18:15:16.331	44.437	+0.123	16.630	16.683	11.124
11	18:16:00.890	44.559	+0.245	16.660	16.715	11.184
12	18:16:45.204	44.314		16.599	16.627	11.088

(824) Noel Hongoero

1	18:08:30.229	52.990	+7.967	23.827	17.500	11.663
2	18:09:16.208	45.979	+0.956	17.108	17.224	11.647
3	18:10:01.335	45.127	+0.104	16.904	16.924	11.299
4	18:10:47.292	45.957	+0.934	17.444	17.185	11.328
5	18:11:32.588	45.296	+0.273	16.833	16.962	11.501
6	18:12:17.639	45.051	+0.028	16.913	16.806	11.332
7	18:13:02.682	45.043	+0.020	16.848	16.859	11.336
8	18:13:48.275	45.593	+0.570	17.180	16.963	11.450
9	18:14:33.298	45.023		16.858	16.833	11.332
10	18:15:18.365	45.067	+0.044	16.889	16.872	11.306
11	18:16:04.044	45.679	+0.656	17.115	17.210	11.354
12	18:16:49.563	45.519	+0.496	17.158	16.943	11.418

(898) Hawk Baylaan White

1	18:08:28.259	51.665	+6.545	21.169	18.013	12.483
2	18:09:14.543	46.284	+1.164	17.630	17.225	11.429
3	18:10:00.460	45.917	+0.797	17.222	17.276	11.419
4	18:10:49.010	48.550	+3.430	19.064	17.823	11.663
5	18:11:35.033	46.023	+0.903	17.210	17.069	11.744
6	18:12:20.456	45.423	+0.303	17.081	16.968	11.374
7	18:13:06.315	45.859	+0.739	17.577	16.883	11.399
8	18:13:51.599	45.284	+0.164	16.886	16.955	11.443
9	18:14:36.719	45.120		16.905	16.889	11.326
10	18:15:22.055	45.336	+0.216	16.801	17.082	11.453
11	18:16:07.295	45.240	+0.120	16.873	17.040	11.327
12	18:16:53.198	45.903	+0.783	17.445	16.968	11.490

(821) Manuel Wagner

1	18:08:31.743	54.712	+9.959	25.512	17.762	11.438
2	18:09:16.821	45.078	+0.325	16.931	16.899	11.248
3	18:10:01.630	44.809	+0.056	16.737	16.875	11.197
4	18:10:47.990	46.360	+1.607	17.350	17.537	11.473
5	18:11:34.113	46.123	+1.370	17.384	17.342	11.397
6	18:12:18.915	44.802	+0.049	16.864	16.780	11.158
7	18:13:03.668	44.753		16.675	16.850	11.228
8	18:13:48.518	44.850	+0.097	16.782	16.794	11.274
9	18:14:33.489	44.971	+0.218	16.810	16.883	11.278
10	18:15:18.572	45.083	+0.330	16.855	16.925	11.303
11	18:16:03.730	45.158	+0.405	17.036	16.885	11.237
12	18:16:48.700	44.970	+0.217	16.856	16.885	11.229

(843) Luis Simon

1	18:08:38.029	48.440	+3.501	19.098	17.681	11.661
2	18:09:23.513	45.484	+0.545	17.259	16.949	11.276
3	18:10:08.617	45.104	+0.165	17.053	16.809	11.242
4	18:10:53.568	44.951	+0.012	16.967	16.858	11.126
5	18:11:38.507	44.939		16.950	16.802	11.187
6	18:12:23.598	45.091	+0.152	17.113	16.791	11.187
7	18:13:08.604	45.006	+0.067	16.907	16.858	11.241
8	18:13:53.852	45.248	+0.309	16.991	16.915	11.342
9	18:14:39.170	45.318	+0.379	17.102	16.854	11.362
10	18:15:24.301	45.131	+0.192	17.042	16.881	11.208
11	18:16:09.555	45.254	+0.315	16.997	16.886	11.371
12	18:16:54.720	45.165	+0.226	16.931	16.998	11.236

(872) Tobias Burgstahler

Orbits



INT. ADAC Kartrennen Ampfing

X30 SENIOR

Ampfing 1,063 Km

Qualifying Heat A/B

11.05.2024 18:05

Race (12 Laps) started at 18:07:35

Lap	Time of Day	Lap Tm	Diff	S1 Tm	S2 Tm	S3 Tm	Lap	Time of Day	Lap Tm	Diff	S1 Tm	S2 Tm	S3 Tm
1	18:08:29.624	52.165	+6.987	22.897	17.494	11.774							
2	18:09:15.593	45.969	+0.791	17.154	17.399	11.416							
3	18:10:01.036	45.443	+0.265	17.037	17.012	11.394							
4	18:10:47.898	46.862	+1.684	17.687	17.640	11.535							
5	18:11:34.836	46.938	+1.760	17.254	17.751	11.933							
6	18:12:20.014	45.178		16.879	16.863	11.436							
7	18:13:05.261	45.247	+0.069	16.967	16.925	11.355							
8	18:13:50.583	45.322	+0.144	17.052	16.944	11.326							
9	18:14:38.972	48.389	+3.211	19.380	17.554	11.455							
10	18:15:25.244	46.272	+1.094	17.762	17.109	11.401							
11	18:16:10.688	45.444	+0.266	17.067	17.006	11.371							
12	18:16:55.952	45.264	+0.086	17.014	16.839	11.411							

(891) Luka Koullen

1	18:08:36.114	58.960	+14.266	29.972	17.523	11.465							
2	18:09:21.795	45.681	+0.987	17.039	17.140	11.502							
3	18:10:06.946	45.151	+0.457	17.046	16.844	11.261							
4	18:10:51.973	45.027	+0.333	16.871	16.752	11.404							
5	18:11:37.663	45.690	+0.996	17.431	17.018	11.241							
6	18:12:22.357	44.694		16.791	16.681	11.222							
7	18:13:07.362	45.005	+0.311	16.914	16.718	11.373							
8	18:13:52.265	44.903	+0.209	16.793	16.902	11.208							
9	18:14:37.242	44.977	+0.283	17.086	16.735	11.156							
10	18:15:22.218	44.976	+0.282	16.766	16.763	11.447							
11	18:16:07.443	45.225	+0.531	16.934	17.007	11.284							
12	18:16:52.592	45.149	+0.455	17.069	16.890	11.190							

(833) Jannik Remmert

1	18:08:34.189	57.205	+12.318	27.918	17.820	11.467							
2	18:09:19.494	45.305	+0.418	17.147	16.940	11.218							
3	18:10:05.633	46.139	+1.252	17.758	17.081	11.300							
4	18:10:50.687	45.054	+0.167	16.957	16.820	11.277							
5	18:11:35.687	45.000	+0.113	16.954	16.793	11.253							
6	18:12:20.574	44.887		16.870	16.783	11.234							
7	18:13:05.640	45.066	+0.179	17.052	16.777	11.237							
8	18:13:50.720	45.080	+0.193	16.863	16.940	11.277							
9	18:14:42.400	51.680	+6.793	23.383	17.036	11.261							
10	18:15:27.696	45.296	+0.409	17.009	16.949	11.338							
11	18:16:12.888	45.192	+0.305	16.967	16.920	11.305							
12	18:16:58.116	45.228	+0.341	16.974	16.924	11.330							

(855) Matti Klasen

1	18:08:54.260	1:16.872	+31.382	47.502	17.661	11.709							
2	18:09:40.364	46.104	+0.614	17.374	17.100	11.630							
3	18:10:25.857	45.493	+0.003	17.138	16.980	11.375							
4	18:11:11.573	45.716	+0.226	17.262	17.088	11.366							
5	18:11:57.218	45.645	+0.155	17.124	16.931	11.590							
6	18:12:42.781	45.563	+0.073	17.186	17.021	11.356							
7	18:13:28.286	45.505	+0.015	17.041	16.972	11.492							
8	18:14:13.920	45.634	+0.144	17.215	17.036	11.383							
9	18:14:59.410	45.490		17.108	16.955	11.427							
10	18:15:45.157	45.747	+0.257	17.220	17.074	11.453							
11	18:16:30.723	45.566	+0.076	17.079	17.056	11.431							
12	18:17:18.090	47.367	+1.877	17.023	17.188	13.156							

(818) Matthy Vandebroek

1	18:08:33.721	56.890		26.336	17.753	12.801							
---	--------------	--------	--	--------	--------	--------	--	--	--	--	--	--	--

INT. ADAC Kartrennen Ampfing

Lapchart

X30 SENIOR

Ampfing 1,063 Km

Qualifying Heat A/B

11.05.2024 18:05

Race (12 Laps) started at 18:07:35

Competitors	Laps												
	0	1	2	3	4	5	6	7	8	9	10	11	12
Daniel Brozovic (854)	1	854	854	854	854	854	854	854	854	854	810	810	810
Daniel Guinchart (810)	2	810	810	810	810	810	810	810	810	810	854	854	854
Phil Colin Streng (895)	3	895	864	864	823	823	823	823	823	823	823	823	823
Jarno Wiese (835)	4	835	823	823	844	844	844	844	844	844	844	844	844
Elia Weiss (822)	5	822	844	844	864	864	864	864	864	907	907	907	907
Marc Gerstenkorn (864)	6	864	907	907	907	907	907	907	907	864	864	864	864
Jason Bralic (823)	7	823	884	884	884	884	884	884	884	884	815	815	815
Felix Maurer (820)	8	820	815	815	815	815	815	815	815	815	884	836	836
Moritz Wolber (815)	9	815	835	835	835	835	835	835	876	876	876	876	876
Kevin Wagner (844)	10	844	876	876	876	876	876	876	836	836	836	884	884
Marco Pislor (907)	11	907	836	836	836	836	836	836	835	835	835	835	835
Luis Esser (809)	12	809	808	808	808	808	808	808	808	808	808	808	808
Davin Singer (884)	13	884	898	845	845	845	845	822	822	822	822	822	822
Cemil Bayyati (876)	14	876	845	898	881	822	822	845	895	895	895	895	895
Max Ohsenbrink (836)	15	836	881	881	822	881	895	895	845	845	845	845	845
Elias Schorneck (816)	16	816	872	822	898	895	881	881	881	881	881	881	881
Hawk Baylaan White (898)	17	898	822	872	895	824	824	824	824	809	809	809	809
Jan Waibel (845)	18	845	824	895	872	872	809	809	824	824	824	821	821
Matthy Vandebroek (818)	19	818	895	824	824	821	821	821	821	821	821	824	824
Maximilian Engelstädter (817)	20	817	821	821	821	809	872	872	872	898	898	898	891
Jannik Rimmert (833)	21	833	818	809	809	898	898	898	833	833	891	891	898
Manuel Wagner (821)	22	821	809	833	833	833	833	898	898	872	843	843	843
Jacob Trost (881)	23	881	833	891	891	891	891	891	891	843	872	872	872
Eric Wess (808)	24	808	891	843	843	843	843	843	843	833	833	833	833
Luka Koullen (891)	25	891	843	855	855	855	855	855	855	855	855	855	855
Noel Honguero (824)	26	824	855										
Karl Schmiederer (811)	27	811											
Matti Klasen (855)	28	855											
Tobias Burgstahler (872)	29	872											
Luis Simon (843)	30	843											



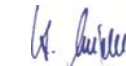


**DKM Round 2**
**X30 Senioren**
**Ampfing**
**Ranking after Heats**


Pos. No.	Firstname	Lastname	Nat.		Nat.		Total points			Q	D	C	K
			Dri	Entrant	Ent	Make	Sponsor	QP	PTS				
1	810	Daniel	GBR	SFR Motorsport	GBR	KR/IAME/Komet	5	94		44	--	50	
2	802	Nando	AUT	Valier Motorsport	DEU	Energy/IAME/Komet	3	91	3	50	41	--	
3	854	Daniel	DEU	TR Motorsport	DEU	OTK/IAME/Komet	2	85	9	41	--	44	
4	877	Niklas	DEU	SIM-ON	DEU	Kosmic/IAME/Komet	MSC Langenfeld e. V. im ADAC	9	74	20	38	36	--
5	895	Phil Colin	DEU	Ebert Motorsport	DEU	LN/IAME/Komet	ADAC Württemberg e.V.	1	71	23	--	50	21
6	823	Jason	NLD	SIM-ON	DEU	Kosmic/IAME/Komet		10	71	23	--	30	41
7	844	Kevin	DEU	Valier Motorsport	DEU	Energy/IAME/Komet	MSC-Langenfeld e. V. im ADAC	13	70	24	--	32	38
8	822	Elia	DEU	SIM-ON	DEU	Kosmic/IAME/Komet	DSK e.V. Ja zum Motorsport	7	67	27	--	44	23
9	835	Jarno	DEU	VDB Kart Racing	DEU	OTK/IAME/Komet		4	65	29	--	38	27
10	830	Max	DEU	CV Performance Group	DEU	KR/IAME/Komet	ADAC Hessen-Thüringen e.V.	6	64	30	36	28	--
11	864	Marc	CHE	Kartshop Ampfing	DEU	Drago Corse/IAME/Komet		8	64	30	30	--	34
12	885	Carl	DEU	TB Racing Team	DEU	KR/IAME/Komet		12	62	32	28	34	--
13	887	Torben	DEU	CV Performance Group	DEU	KR/IAME/Komet	MSC Groß Dölln e.V. im ADAC	18	59	35	32	27	--
14	884	Davin	DEU	CV Performance Group	DEU	KR/IAME/Komet	ADAC Südbaden e.V.	19	52	42	--	24	28
15	815	Moritz	DEU	NEES RACING	DEU	Maranello/IAME/Komet	ADAC Südbaden e.V.	14	51	43	19	--	32
16	836	Max	DEU	KSL Racing Team	DEU	Alonso/IAME/Komet		22	50	44	--	25	25
17	812	Rocco	DEU	Valier Motorsport	DEU	Energy/IAME/Komet		15	48	46	26	22	--
18	845	Jan	DEU	VDB Kart Racing	DEU	Tony Kart/IAME/Komet	ADAC Mittelrhein e.V.	26	47	47	23	--	24
19	907	Marco	DEU	RS Motorsport	DEU	CRG/IAME/Komet		17	45	49	9	--	36
20	890	Leonard	DEU	RS-Motorsport	DEU	CRG/IAME/Komet		21	45	49	27	18	--
21	904	Tobias	DEU	Sonja Feeser	DEU	KR/IAME/Komet		33	44	50	25	19	--
22	905	Maxim	NLD	Falcon Racing Team	NLD	Falcon/IAME/Komet	Keijzer	36	44	50	24	20	--
23	876	Cemil	DEU	Dörr Motorsport	DEU	KR/IAME/Komet		16	43	51	--	13	30
24	881	Jacob	DEU	DUTT MOTORSPORT by FENSTER.COI	LUX	Tony Kart/IAME/Komet	ADAC Hessen-Thüringen e.V.	32	42	52	20	--	22
25	820	Felix	DEU	DUTT MOTORSPORT by FENSTER.corr	LUX	Tony Kart/IAME/Komet		11	41	53	34	--	7
26	829	Lutz	DEU	KSL Racing Team	DEU	Alonso/IAME/Komet		24	40	54	14	26	--
27	821	Manuel	DEU	RS-Motorsport	DEU	CRG/IAME/Komet		34	38	56	--	21	17
28	806	Moritz	DEU	DUTT MOTORSP. by FENSTER.COM	LUX	Tony Kart/IAME/Komet	ADAC Pfalz e.V.	27	36	58	22	14	--
29	833	Jannik	DEU	VDB Kart Racing	DEU	Tony Kart/IAME/Komet		31	36	58	--	23	13
30	824	Noel	DEU	VDB Kart Racing	DEU	Tony Kart/IAME/Komet		38	35	59	16	--	19
31	808	Eric	DEU	Kartshop Ampfing	DEU	Drago Corse/IAME/Komet		37	34	60	--	8	26
32	818	Matthy	DEU	VDB Kart Racing	DEU	Tony Kart/IAME/Komet		29	32	62	21	--	11
33	827	Julius	DEU	TB Racing Team	DEU	KR/IAME/Komet		39	32	62	15	17	--
34	891	Luka	NLD	PCH Racing	DEU	LN/IAME/Komet		35	31	63	17	--	14
35	855	Matti	DEU	RMW Motorsport	DEU	Tony Kart/IAME/Komet	DSK e.V. Ja zum Motorsport	41	30	64	18	--	12
36	888	Louis	DEU	RF Racing	DEU	KR/IAME/Komet		30	28	66	12	16	--
37	809	Luis	DEU	RMW Motorsport	DEU	OTK/IAME/Komet		20	27	67	7	--	20
38	898	Hawk Baylaan	GBR	AT Motorsport	DEU	Expriit/IAME/Komet		25	27	67	--	9	18
39	843	Luis	DEU	PCH Racing	DEU	LN/IAME/Komet		43	26	68	--	10	16
40	853	Devin Leon	DEU	Sezai Ucar	DEU	Tony Kart /IAME/Komet	ADAC Pfalz e.V.	42	25	69	13	12	--
41	872	Tobias	DEU	Stern Motorsport	DEU	KR/IAME/Komet	ADAC Württemberg e.V.	44	25	69	10	--	15
42	811	Karl	DEU	RS-Motorsport	DEU	CRG/IAME/Komet		40	23	71	--	15	8
43	817	Maximilian	DEU	Dörr Motorsport	DEU	KR/IAME/Komet		28	20	74	--	11	9
44	816	Elias	DEU	VDB Kart Racing	DEU	Tony Kart/IAME/Komet		23	18	76	8	--	10
45	814	Nina	GEO	CRG Deutschland	DEU	CRG/IAME/Komet		45	18	76	11	7	--

**Announcements:** These results are provisional until the conclusion of any judicial and technical matters

Race Director Horst Seidel:



Timekeeping M. Riehmers:



Printed: 11.05.2024 18:32

Posted at: h

**DKM Round 2**
**X30 Senioren**
**Ampfing**
**Ranking after Heats**


DKM Round 2

 Class: X30 Senioren  
 Date/Time: 12.05.2024 12:35

 Track: Ampfing  
 Heat: Super Heat A  
 Laps: 15 lap

Edition 1

	18	
35		36
	17	
33		34
	16	
31		32
	15	
29		30
	14	
27		28
	13	
25		26
Nina Aptsiauri 814 CRG/IAME/Komet	12	24
Tobias Burgstahler 872 KR/IAME/Komet	11	Maximilian Engelstädter 817 KR/IAME/Komet
Luis Esser 809 OTK/IAME/Komet	10	Luis Simon 843 LN/IAME/Komet
Julius Berthold 827 KR/IAME/Komet	9	Matti Klasen 855 Kart/IAME/Komet
Jannik Remmert 833 Kart/IAME/Komet	8	Eric Wess 808 Corse/IAME/Komet
Felix Maurer 820 Kart/IAME/Komet	7	Manuel Wagner 821 CRG/IAME/Komet
Tobias Feeser 904 KR/IAME/Komet	6	Cemil Bayyati 876 KR/IAME/Komet
Rocco Curcio 812 Energy/IAME/Komet	5	Marco Pislör 907 CRG/IAME/Komet
Torben Gröndahl 887 KR/IAME/Komet	4	Moritz Wolber 815 Maranello/IAME/Komet
Jarno Wiese 835 OTK/IAME/Komet	3	Marc Gerstenkorn 864 Corse/IAME/Komet
Phil Colin Streng 895 LN/IAME/Komet	2	Kevin Wagner 844 Energy/IAME/Komet
Daniel Guinchard 810 KR/IAME/Komet	1	Daniel Brozovic 854 OTK/IAME/Komet

Pole Position

Row

printed 11.05.2024 18:41



DKM Round 2

 Class: X30 Senioren  
 Date/Time: 12.05.2024 13:00

 Track: Ampfing  
 Heat: Super Heat B  
 Laps: 15 lap

Edition 1

	35		18		36
	33		17		34
	31		16		32
	29		15		30
	27		14		28
	25		13		26
	23		12		24
Karl Schmiederer	<b>811</b>	CRG/IAME/Komet	11	Elias Schorneck	<b>816</b>
	21				22
Hawk Baylaan White	<b>898</b>	Exprit/IAME/Komet	10	Devin Leon Ucar	<b>853</b>
	19				20
Luka Koullen	<b>891</b>	LN/IAME/Komet	9	Louis Schütze	<b>888</b>
	17				18
Noel Honguero	<b>824</b>	Kart/IAME/Komet	8	Matthy Vandebroek	<b>818</b>
	15				16
Lutz Ohsenbrink	<b>829</b>	Alonso/IAME/Komet	7	Moritz Fischer	<b>806</b>
	13				14
Maxim Haroutounian	<b>905</b>	Falcon/IAME/Komet	6	Jacob Trost	<b>881</b>
	11				12
Jan Waibel	<b>845</b>	Kart/IAME/Komet	5	Leonard Hocker	<b>890</b>
	9				10
Davin Singer	<b>884</b>	KR/IAME/Komet	4	Max Ohsenbrink	<b>836</b>
	7				8
Max Hezel	<b>830</b>	KR/IAME/Komet	3	Carl Luthardt	<b>885</b>
	5				6
Jason Bralic	<b>823</b>	Kosmic/IAME/Komet	2	Elia Weiss	<b>822</b>
	3				4
Nando Weixelbaumer	<b>802</b>	Energy/IAME/Komet	1	Niklas Hirsch	<b>877</b>
	1				2

Pole Position

Row

printed 11.05.2024 18:41



### X30 SENIOR

### Warm Up Super Heat A

Track length: 1.063 Km

Session Started: 9:36:01

Best Lap by: 895 - Phil Colin Streng - 43.854

Rank	#	Driver	Nat	Sponsor Entrant	Nat	License E-License	Make	laps	Best Lap	Diff	In Lap	Penalty
1	895	Phil Colin Streng	DEU	ADAC Württemberg e.V. Ebert Motorsport	DEU	ITE42785 EL38528	LN/IAME/Komet	7	43.854		5	
2	809	Luis Esser	DEU	RMW Motorsport	DEU	ITE 11661 KBF39010	OTK/IAME/Komet	7	44.059	0.205	7	
3	810	Daniel Guinchard	GBR	SFR Motorsport	GBR	ITC-C292117 IBL368379	KR/IAME/Komet	7	44.076	0.222	6	
4	820	Felix Maurer	DEU	DUTT MOTORSPORT by FENSTER.com	LUX	NKA41244 IBLK867	Tony Kart/IAME/Komet	7	44.076	0.222	5	
5	876	Cemil Bayyati	DEU	Dörr Motorsport	DEU	ITG15366 BIF38420	KR/IAME/Komet	7	44.106	0.252	5	
6	835	Jarno Wiese	DEU	VDB Kart Racing	DEU	ITE 40767 KBF10478	OTK/IAME/Komet	7	44.186	0.332	5	
7	812	Rocco Curcio	DEU	Valier Motorsport	DEU	ITE29607 KBF15727	Energy/IAME/Komet	7	44.189	0.335	7	
8	864	Marc Gerstenkorn	CHE	Kartshop Ampfing	DEU	ITF375 BIF25142	Drago Corse/IAME/Komet	7	44.203	0.349	6	
9	907	Marco Pislor	DEU	RS Motorsport	DEU	ITE 39019 KBF10332	CRG/IAME/Komet	7	44.250	0.396	6	
10	844	Kevin Wagner	DEU	MSC-Langenfeld e. V. im ADAC Valier Motorsport	DEU	ITE 11828 KBF39300	Energy/IAME/Komet	7	44.290	0.436	4	
11	904	Tobias Feeser	DEU	Sonja Feeser	DEU	ITE13863 BEK1198789	KR/IAME/Komet	7	44.322	0.468	5	
12	854	Daniel Brozovic	DEU	TR Motorsport	DEU	ITE 42036 KBF23400	OTK/IAME/Komet	7	44.338	0.484	5	
13	855	Matti Klasen	DEU	DSK e.V. Ja zum Motorsport RMW Motorsport	DEU	ITE13782 BIC39010	Tony Kart/IAME/Komet	7	44.346	0.492	5	
14	808	Eric Wess	DEU	Kartshop Ampfing	DEU	NKA38485 KBF25142	Drago Corse/IAME/Komet	7	44.361	0.507	7	
15	833	Jannik Remmert	DEU	VDB Kart Racing	DEU	ITE19994 KBF10478	Tony Kart/IAME/Komet	7	44.462	0.608	4	
16	815	Moritz Wolber	DEU	ADAC Südbaden e.V. NEES RACING	DEU	NKA16641 BIF17863	Maranello/IAME/Komet	7	44.543	0.689	7	
17	817	Maximilian Engelstädter	DEU	Dörr Motorsport	DEU	NKA40565 BIF38420	KR/IAME/Komet	7	44.552	0.698	5	
18	821	Manuel Wagner	DEU	RS-Motorsport	DEU	ITE 39259 KBF40372	CRG/IAME/Komet	7	44.571	0.717	7	
19	872	Tobias Burgstahler	DEU	ADAC Württemberg e.V. Stern Motorsport	DEU	NKA38364 KBF38195	KR/IAME/Komet	7	44.749	0.895	5	
20	843	Luis Simon	DEU	PCH Racing	DEU	NKA36581 39956	LN/IAME/Komet	6	44.827	0.973	6	
21	827	Julius Berthold	DEU	TB Racing Team	DEU	ITF38613 KBF38262	KR/IAME/Komet	7	44.889	1.035	7	
22	887	Torben Gröndahl	DEU	MSC Groß Dölln e.V. im ADAC CV Performance Group	DEU	ITC-C14120 BIF38321	KR/IAME/Komet	7	45.125	1.271	6	
23	814	Nina Aptsiauri	GEO	CRG Deutschland	DEU	ITF230054 KBF18122	CRG/IAME/Komet	7	45.650	1.796	7	


Timekeeper  
M.Riehmers

Race Director  
H.Seidel

Page 1/1

These results are provisional until the conclusion of any judicial and technical matters!

Printed: 12.05.2024 / 09:42





INT. ADAC Kartrennen Ampfing

X30 SENIOR

Ampfing 1,063 Km

Warm Up Super Heat A

12.05.2024 09:36

Practice (6:00 Time) started at 9:36:01

Lap	Time of Day	Lap Tm	Diff	S1 Tm	S2 Tm	S3 Tm	Lap	Time of Day	Lap Tm	Diff	S1 Tm	S2 Tm	S3 Tm
<b>(895) Phil Colin Strenge</b>							1	9:37:52.803	<b>45.886</b>	+1.636	17.436	17.119	11.331
1	9:37:50.159	<b>46.104</b>	+2.250	17.473	17.339	11.292	2	9:38:37.600	<b>44.797</b>	+0.547	16.857	16.703	11.237
2	9:38:34.840	<b>44.681</b>	+0.827	16.828	16.767	11.086	3	9:39:21.932	<b>44.332</b>	+0.082	16.671	<b>16.521</b>	11.140
3	9:39:18.989	<b>44.149</b>	+0.295	16.682	16.484	10.983	4	9:40:06.624	<b>44.692</b>	+0.442	16.630	16.617	11.445
4	9:40:03.073	<b>44.084</b>	+0.230	16.630	16.506	10.948	5	9:40:51.467	<b>44.843</b>	+0.593	16.954	16.696	11.193
5	9:40:46.927	<b>43.854</b>		16.497	16.437	<b>10.920</b>	6	9:41:35.717	<b>44.250</b>		<b>16.504</b>	16.529	11.217
6	9:41:30.801	<b>43.874</b>	+0.020	<b>16.459</b>	<b>16.416</b>	10.999	7	9:42:20.051	<b>44.334</b>	+0.084	16.650	16.546	<b>11.138</b>
7	9:42:14.871	<b>44.070</b>	+0.216	16.537	16.549	10.984	<b>(844) Kevin Wagner</b>						
<b>(809) Luis Esser</b>							1	9:37:46.309	<b>45.683</b>	+1.393	17.277	17.059	11.347
1	9:37:45.500	<b>45.884</b>	+1.825	17.591	17.012	11.281	2	9:38:31.012	<b>44.703</b>	+0.413	16.750	16.752	11.201
2	9:38:30.578	<b>45.078</b>	+1.019	16.989	16.843	11.246	3	9:39:17.470	<b>46.458</b>	+2.168	18.129	17.128	11.201
3	9:39:14.980	<b>44.402</b>	+0.343	16.689	16.520	11.193	4	9:40:01.760	<b>44.290</b>		16.658	<b>16.530</b>	<b>11.102</b>
4	9:39:59.108	<b>44.128</b>	+0.069	16.563	16.545	11.020	5	9:40:46.124	<b>44.364</b>	+0.074	16.627	16.558	11.179
5	9:40:43.302	<b>44.194</b>	+0.135	<b>16.484</b>	16.547	11.163	6	9:41:30.456	<b>44.332</b>	+0.042	16.641	16.556	11.135
6	9:41:27.412	<b>44.110</b>	+0.051	16.503	16.577	11.030	7	9:42:14.753	<b>44.297</b>	+0.007	<b>16.566</b>	16.601	11.130
7	9:42:11.471	<b>44.059</b>		16.551	<b>16.508</b>	<b>11.000</b>	<b>(904) Tobias Feesser</b>						
<b>(810) Daniel Guinchard</b>							1	9:37:55.911	<b>45.990</b>	+1.668	17.388	17.233	11.369
1	9:37:53.804	<b>45.500</b>	+1.424	17.252	17.045	11.203	2	9:38:40.925	<b>45.014</b>	+0.692	17.086	16.718	11.210
2	9:38:38.150	<b>44.346</b>	+0.270	16.690	<b>16.539</b>	11.117	3	9:39:25.678	<b>44.753</b>	+0.431	16.859	16.725	11.169
3	9:39:22.331	<b>44.181</b>	+0.105	16.582	16.544	11.055	4	9:40:10.136	<b>44.458</b>	+0.136	16.666	16.630	11.162
4	9:40:06.503	<b>44.172</b>	+0.096	16.498	16.567	11.107	5	9:40:54.458	<b>44.322</b>		<b>16.601</b>	<b>16.618</b>	11.103
5	9:40:50.840	<b>44.337</b>	+0.261	16.730	16.545	11.062	6	9:41:38.813	<b>44.355</b>	+0.033	16.660	16.619	<b>11.076</b>
6	9:41:34.916	<b>44.076</b>		<b>16.429</b>	16.597	11.050	7	9:42:23.174	<b>44.361</b>	+0.039	16.651	16.629	11.081
7	9:42:19.091	<b>44.175</b>	+0.099	16.496	16.640	<b>11.039</b>	<b>(854) Daniel Brozovic</b>						
<b>(820) Felix Maurer</b>							1	9:37:49.631	<b>46.411</b>	+2.073	17.537	17.468	11.406
1	9:37:52.147	<b>45.970</b>	+1.894	17.467	17.263	11.240	2	9:38:34.736	<b>45.105</b>	+0.767	16.865	16.929	11.311
2	9:38:36.759	<b>44.612</b>	+0.536	16.765	16.734	11.113	3	9:39:19.853	<b>45.117</b>	+0.779	16.974	16.808	11.335
3	9:39:21.218	<b>44.459</b>	+0.383	16.548	16.608	11.303	4	9:40:04.596	<b>44.743</b>	+0.405	16.764	16.719	11.260
4	9:40:05.958	<b>44.740</b>	+0.664	16.955	16.698	11.087	5	9:40:48.934	<b>44.338</b>		<b>16.566</b>	<b>16.640</b>	<b>11.132</b>
5	9:40:50.034	<b>44.076</b>		<b>16.462</b>	<b>16.543</b>	<b>11.071</b>	6	9:41:33.500	<b>44.566</b>	+0.228	16.606	16.765	11.195
6	9:41:34.258	<b>44.224</b>	+0.148	16.477	16.612	11.135	7	9:42:18.018	<b>44.518</b>	+0.180	16.620	16.740	11.158
7	9:42:19.237	<b>44.979</b>	+0.903	16.763	16.897	11.319	<b>(855) Matti Klasen</b>						
<b>(876) Cemil Bayyati</b>							1	9:37:50.565	<b>47.035</b>	+2.689	17.591	18.021	11.423
1	9:37:44.762	<b>46.241</b>	+2.135	17.828	17.186	11.227	2	9:38:35.832	<b>45.267</b>	+0.921	17.058	16.930	11.279
2	9:38:29.735	<b>44.973</b>	+0.867	16.991	16.854	11.128	3	9:39:20.606	<b>44.774</b>	+0.428	16.813	16.776	11.185
3	9:39:14.138	<b>44.403</b>	+0.297	16.769	16.576	11.058	4	9:40:05.153	<b>44.547</b>	+0.201	16.708	16.677	11.162
4	9:39:58.320	<b>44.182</b>	+0.076	16.584	16.573	11.025	5	9:40:49.499	<b>44.346</b>		<b>16.658</b>	<b>16.528</b>	11.160
5	9:40:42.426	<b>44.106</b>		16.599	<b>16.522</b>	<b>10.985</b>	6	9:41:34.067	<b>44.568</b>	+0.222	16.732	16.716	<b>11.120</b>
6	9:41:26.593	<b>44.167</b>	+0.061	<b>16.522</b>	16.563	11.082	7	9:42:19.328	<b>45.261</b>	+0.915	16.748	16.947	11.566
7	9:42:10.928	<b>44.335</b>	+0.229	16.596	16.688	11.051	<b>(808) Eric Wess</b>						
<b>(835) Jarno Wiese</b>							1	9:37:46.852	<b>45.975</b>	+1.614	17.552	17.069	11.354
1	9:37:44.206	<b>46.314</b>	+2.128	17.796	17.162	11.356	2	9:38:30.806	<b>44.954</b>	+0.593	16.925	16.788	11.241
2	9:38:29.071	<b>44.865</b>	+0.679	16.941	16.708	11.216	3	9:39:15.487	<b>44.681</b>	+0.320	16.877	16.608	11.196
3	9:39:13.627	<b>44.556</b>	+0.370	16.752	16.634	11.170	4	9:40:00.337	<b>44.850</b>	+0.489	17.173	16.577	<b>11.100</b>
4	9:39:57.905	<b>44.278</b>	+0.092	16.656	<b>16.521</b>	11.101	5	9:40:44.815	<b>44.478</b>	+0.117	<b>16.644</b>	16.548	11.286
5	9:40:42.091	<b>44.186</b>		16.632	16.525	<b>11.029</b>	6	9:41:29.252	<b>44.437</b>	+0.076	16.655	<b>16.531</b>	11.251
6	9:41:26.444	<b>44.353</b>	+0.167	<b>16.616</b>	16.619	11.118	7	9:42:13.613	<b>44.361</b>		16.684	16.543	11.134
7	9:42:11.181	<b>44.737</b>	+0.551	17.020	16.610	11.107	<b>(833) Jannik Remmert</b>						
<b>(812) Rocco Curcio</b>							1	9:37:45.284	<b>46.039</b>	+1.577	17.528	17.169	11.342
1	9:37:47.051	<b>45.594</b>	+1.405	17.350	16.964	11.280	2	9:38:30.174	<b>44.890</b>	+0.428	17.013	16.723	11.154
2	9:38:31.543	<b>44.492</b>	+0.303	16.701	16.677	11.114	3	9:39:15.060	<b>44.886</b>	+0.424	16.779	<b>16.570</b>	11.537
3	9:39:15.770	<b>44.227</b>	+0.038	16.644	<b>16.526</b>	<b>11.057</b>	4	9:39:59.522	<b>44.462</b>		16.772	16.602	11.088
4	9:40:00.129	<b>44.359</b>	+0.170	16.644	16.577	11.138	5	9:40:43.994	<b>44.472</b>	+0.010	<b>16.683</b>	16.642	11.147
5	9:40:44.320	<b>44.191</b>	+0.002	16.533	16.565	11.093	6	9:41:28.700	<b>44.706</b>	+0.244	16.705	16.920	<b>11.081</b>
6	9:41:28.516	<b>44.196</b>	+0.007	<b>16.531</b>	16.581	11.084	7	9:42:13.301	<b>44.601</b>	+0.139	16.759	16.625	11.217
7	9:42:12.705	<b>44.189</b>		16.581	16.529	11.079	<b>(815) Moritz Wolber</b>						
<b>(864) Marc Gerstenkorn</b>							1	9:38:07.267	<b>46.103</b>	+1.560	17.615	17.142	11.346
1	9:37:50.290	<b>46.463</b>	+2.260	17.513	17.382	11.568	2	9:38:52.361	<b>45.094</b>	+0.551	17.061	16.746	11.287
2	9:38:35.089	<b>44.799</b>	+0.596	16.910	16.673	11.216	3	9:39:37.008	<b>44.647</b>	+0.104	16.844	16.668	11.135
3	9:39:19.779	<b>44.690</b>	+0.487	16.849	16.685	11.156	4	9:40:21.589	<b>44.581</b>	+0.038	16.745	16.620	11.216
4	9:40:04.050	<b>44.271</b>	+0.068	16.622	<b>16.519</b>	11.130	5	9:41:06.187	<b>44.598</b>	+0.055	16.807	16.658	<b>11.133</b>
5	9:40:48.377	<b>44.327</b>	+0.124	16.557	16.593	11.177	6	9:41:50.792	<b>44.605</b>	+0.062	16.790	<b>16.614</b>	11.201
6	9:41:32.580	<b>44.203</b>		<b>16.546</b>	16.538	<b>11.119</b>	7	9:42:35.335	<b>44.543</b>		<b>16.710</b>	16.683	11.150
7	9:42:16.940	<b>44.360</b>	+0.157	16.626	16.595	11.139	<b>(817) Maximilian Engelstädter</b>						
<b>(907) Marco Pistor</b>							1	9:38:01.785	<b>48.351</b>	+3.799	18.392	18.327	11.632
1	9:38:01.785	<b>48.351</b>	+3.799	18.392	18.327	11.632	2	9:38:47.603	<b>45.818</b>	+1.266	17.271	17.106	11.441
2	9:38:47.603	<b>45.818</b>	+1.266	17.271	17.106	11.441							

Orbits



INT. ADAC Kartrennen Ampfing

X30 SENIOR

Ampfing 1,063 Km

Warm Up Super Heat A

12.05.2024 09:36

Practice (6:00 Time) started at 9:36:01

Lap	Time of Day	Lap Tm	Diff	S1 Tm	S2 Tm	S3 Tm	Lap	Time of Day	Lap Tm	Diff	S1 Tm	S2 Tm	S3 Tm
3	9:39:32.607	<b>45.004</b>	+0.452	17.004	16.748	11.252							
4	9:40:17.227	<b>44.620</b>	+0.068	16.841	<b>16.610</b>	<b>11.169</b>							
5	9:41:01.779	<b>44.552</b>		16.701	16.617	11.234							
6	9:41:47.386	<b>45.607</b>	+1.055	17.099	17.160	11.348							
7	9:42:31.981	<b>44.595</b>	+0.043	<b>16.686</b>	16.661	11.248							
<b>(821) Manuel Wagner</b>													
1	9:37:51.319	<b>46.045</b>	+1.474	17.522	17.191	11.332							
2	9:38:36.256	<b>44.937</b>	+0.366	16.844	16.812	11.281							
3	9:39:21.038	<b>44.782</b>	+0.211	16.758	16.752	11.272							
4	9:40:05.807	<b>44.769</b>	+0.198	16.859	16.739	11.171							
5	9:40:50.501	<b>44.694</b>	+0.123	16.802	16.726	11.166							
6	9:41:35.276	<b>44.775</b>	+0.204	<b>16.581</b>	16.997	11.197							
7	9:42:19.847	<b>44.571</b>		16.780	<b>16.629</b>	<b>11.162</b>							
<b>(872) Tobias Burgstahler</b>													
1	9:37:47.890	<b>46.712</b>	+1.963	17.923	17.287	11.502							
2	9:38:33.307	<b>45.417</b>	+0.668	17.103	17.009	11.305							
3	9:39:18.462	<b>45.155</b>	+0.406	17.031	16.786	11.338							
4	9:40:03.491	<b>45.029</b>	+0.280	16.960	16.841	11.228							
5	9:40:48.240	<b>44.749</b>		<b>16.764</b>	<b>16.766</b>	11.219							
6	9:41:33.814	<b>45.574</b>	+0.825	17.032	17.187	11.355							
7	9:42:18.737	<b>44.923</b>	+0.174	16.897	16.835	<b>11.191</b>							
<b>(843) Luis Simon</b>													
1	9:38:49.379	<b>46.383</b>	+1.556	17.725	17.130	11.528							
2	9:39:34.792	<b>45.413</b>	+0.586	17.321	16.895	11.197							
3	9:40:19.740	<b>44.948</b>	+0.121	16.986	<b>16.743</b>	11.219							
4	9:41:04.568	<b>44.828</b>	+0.001	16.863	16.825	<b>11.140</b>							
5	9:41:49.649	<b>45.081</b>	+0.254	17.022	16.902	11.157							
6	9:42:34.476	<b>44.827</b>		<b>16.856</b>	16.756	11.215							
<b>(827) Julius Berthold</b>													
1	9:37:49.509	<b>46.573</b>	+1.684	17.593	17.458	11.522							
2	9:38:35.498	<b>45.989</b>	+1.100	17.232	17.383	11.374							
3	9:39:20.938	<b>45.440</b>	+0.551	16.941	17.090	11.409							
4	9:40:06.241	<b>45.303</b>	+0.414	<b>16.741</b>	17.352	<b>11.210</b>							
5	9:40:51.832	<b>45.591</b>	+0.702	17.132	17.069	11.390							
6	9:41:36.878	<b>45.046</b>	+0.157	16.898	16.887	11.261							
7	9:42:21.767	<b>44.889</b>		16.797	<b>16.826</b>	11.266							
<b>(887) Torben Gröndahl</b>													
1	9:37:54.998	<b>47.398</b>	+2.273	18.229	17.575	11.594							
2	9:38:40.793	<b>45.795</b>	+0.670	17.279	17.045	11.471							
3	9:39:26.238	<b>45.445</b>	+0.320	17.082	17.040	11.323							
4	9:40:11.385	<b>45.147</b>	+0.022	<b>16.873</b>	16.981	<b>11.293</b>							
5	9:40:56.738	<b>45.353</b>	+0.228	17.077	16.948	11.328							
6	9:41:41.863	<b>45.125</b>		16.906	<b>16.843</b>	11.376							
7	9:42:27.017	<b>45.154</b>	+0.029	16.902	16.919	11.333							
<b>(814) Nina Aptsiauri</b>													
1	9:37:56.774	<b>48.076</b>	+2.426	18.255	17.815	12.006							
2	9:38:43.266	<b>46.492</b>	+0.842	17.475	17.190	11.827							
3	9:39:29.549	<b>46.283</b>	+0.633	17.379	17.249	11.655							
4	9:40:15.624	<b>46.075</b>	+0.425	17.413	17.091	11.571							
5	9:41:01.486	<b>45.862</b>	+0.212	17.363	<b>17.019</b>	11.480							
6	9:41:47.674	<b>46.188</b>	+0.538	17.209	17.459	11.520							
7	9:42:33.324	<b>45.650</b>		<b>17.053</b>	17.156	<b>11.441</b>							

### X30 SENIOR

### Warm Up Super Heat B

Track length: 1.063 Km

Session Started: 9:47:02

Best Lap by: 822 - Elia Weiss - 43.868

Rank	#	Driver	Nat	Sponsor Entrant	Nat	License E-License	Make	laps	Best Lap	Diff	In Lap	Penalty
1	822	Elia Weiss	DEU	DSK e.V. Ja zum Motorsport SIM-ON	DEU	ITG38504 KBF39246	Kosmic/IAME/Komet	7	43.868		7	
2	836	Max Ohsenbrink	DEU	KSL Racing Team	DEU	ITE18670 KBF1304585	Alonso/IAME/Komet	7	43.977	0.109	7	
3	877	Niklas Hirsch	DEU	MSC Langenfeld e. V. im ADAC SIM-ON	DEU	ITF39320 KBF39246	Kosmic/IAME/Komet	7	44.003	0.135	6	
4	802	Nando Weixelbaumer	AUT	Valier Motorsport	DEU	ITEJK2078 KBF39300	Energy/IAME/Komet	7	44.204	0.336	7	
5	885	Carl Luthardt	DEU	TB Racing Team	DEU	ITE 37029 KBF38262	KRIAME/Komet	7	44.214	0.346	7	
6	884	Davin Singer	DEU	ADAC Südbaden e.V. CV Performance Group	DEU	ITE 23384 BIF38321	KRIAME/Komet	7	44.322	0.454	3	
7	823	Jason Bralic	NLD	SIM-ON	DEU	ITG46957 KBF39246	Kosmic/IAME/Komet	7	44.324	0.456	6	
8	829	Lutz Ohsenbrink	DEU	KSL Racing Team	DEU	ITE40759 KBF1304585	Alonso/IAME/Komet	7	44.432	0.564	5	
9	818	Matthij Vandebroek	DEU	VDB Kart Racing	DEU	ITE 11491 KBF10478	Tony Kart/IAME/Komet	7	44.479	0.611	6	
10	806	Moritz Fischer	DEU	ADAC Pfalz e.V. DUTT MOTORSP. by FENSTER.COM	LUX	NKA26409 IBLK867	Tony Kart/IAME/Komet	7	44.480	0.612	3	
11	898	Hawk Baylaan White	GBR	AT Motorsport	DEU	ITE40903 BIC38996	Exprit/IAME/Komet	7	44.482	0.614	6	
12	890	Leonard Hocker	DEU	RS-Motorsport	DEU	NKA22440 KBF40372	CRG/IAME/Komet	7	44.493	0.625	7	
13	811	Karl Schmiederer	DEU	RS-Motorsport	DEU	ITE39775 KBF40372	CRG/IAME/Komet	7	44.571	0.703	6	
14	830	Max Hezel	DEU	ADAC Hessen-Thüringen e.V. CV Performance Group	DEU	ITF38265 BIF38321	KRIAME/Komet	7	44.643	0.775	6	
15	853	Devin Leon Ucar	DEU	ADAC Pfalz e.V. Sezai Ucar	DEU	ITF40418 EBK4018	Tony Kart /IAME/Komet	7	44.676	0.808	5	
16	891	Luka Koullen	NLD	PCH Racing	DEU	NKA50483 BIF39956	LN/IAME/Komet	7	44.772	0.904	7	
17	881	Jacob Trost	DEU	ADAC Hessen-Thüringen e.V. DUTT MOTORSPORT by FENSTER.COM	LUX	NKA41233 IDCK867	Tony Kart/IAME/Komet	7	44.775	0.907	7	
18	824	Noel Honguero	DEU	VDB Kart Racing	DEU	NKA39248 KBF10478	Tony Kart/IAME/Komet	7	44.801	0.933	3	
19	905	Maxim Haroutounian	NLD	Keijzer Falcon Racing Team	NLD	ITE49031 IBL12132	Falcon/IAME/Komet	7	44.891	1.023	7	
20	888	Louis Schütze	DEU	RF Racing	DEU	ITE 17941 KBF41358	KRIAME/Komet	3	44.956	1.088	3	
21	845	Jan Waibel	DEU	ADAC Mittelrhein e.V. VDB Kart Racing	DEU	NKA12495 KBF10478	Tony Kart/IAME/Komet	7	44.978	1.110	5	

#### Not classified

DNS	816	Elias Schorneck	DEU	VDB Kart Racing	DEU	ITE40538 KBF10478	Tony Kart/IAME/Komet	0			0	
-----	-----	-----------------	-----	-----------------	-----	----------------------	----------------------	---	--	--	---	--


Timekeeper  
M.Riehmers

Race Director  
H.Seidel

Page 1/1

These results are provisional until the conclusion of any judicial and technical matters!

Printed: 12.05.2024 / 09:53



INT. ADAC Kartrennen Ampfing

X30 SENIOR

Ampfing 1,063 Km

Warm Up Super Heat B

12.05.2024 09:47

Practice (6:00 Time) started at 9:47:02

Lap	Time of Day	Lap Tm	Diff	S1 Tm	S2 Tm	S3 Tm	Lap	Time of Day	Lap Tm	Diff	S1 Tm	S2 Tm	S3 Tm
<b>(822) Elia Weiss</b>							1	9:48:56.127	<b>47.627</b>	+3.148	17.745	17.652	12.280
1	9:48:51.362	<b>45.505</b>	+1.637	17.072	17.080	11.353	2	9:49:41.395	<b>45.268</b>	+0.789	17.042	16.807	11.419
2	9:49:35.886	<b>44.524</b>	+0.656	16.717	16.730	11.077	3	9:50:26.155	<b>44.760</b>	+0.281	16.870	16.681	11.209
3	9:50:19.979	<b>44.093</b>	+0.225	16.460	16.557	11.076	4	9:51:10.694	<b>44.539</b>	+0.060	16.650	16.661	11.228
4	9:51:04.440	<b>44.461</b>	+0.593	16.492	16.669	11.300	5	9:51:55.435	<b>44.741</b>	+0.262	16.772	16.730	11.239
5	9:51:48.780	<b>44.340</b>	+0.472	16.629	16.555	11.156	6	9:52:39.914	<b>44.479</b>		16.660	<b>16.575</b>	11.244
6	9:52:32.907	<b>44.127</b>	+0.259	16.498	16.565	11.064	7	9:53:24.419	<b>44.505</b>	+0.026	<b>16.607</b>	16.715	<b>11.183</b>
7	9:53:16.775	<b>43.858</b>		<b>16.381</b>	<b>16.485</b>	<b>11.002</b>	<b>(806) Moritz Fischer</b>						
<b>(836) Max Ohsenbrink</b>							1	9:48:49.630	<b>46.066</b>	+1.586	17.447	17.214	11.405
1	9:48:51.807	<b>45.303</b>	+1.326	17.169	16.936	11.198	2	9:49:34.530	<b>44.900</b>	+0.420	16.846	16.894	11.160
2	9:49:36.453	<b>44.646</b>	+0.669	16.746	16.806	11.094	3	9:50:19.010	<b>44.480</b>		<b>16.602</b>	<b>16.694</b>	11.184
3	9:50:21.006	<b>44.553</b>	+0.576	16.755	16.589	11.209	4	9:51:04.234	<b>45.224</b>	+0.744	16.884	16.973	11.367
4	9:51:05.205	<b>44.199</b>	+0.222	16.620	<b>16.492</b>	11.087	5	9:51:49.014	<b>44.780</b>	+0.300	16.682	16.933	11.165
5	9:51:49.438	<b>44.233</b>	+0.256	16.513	16.661	11.059	6	9:52:33.543	<b>44.529</b>	+0.049	16.724	16.728	<b>11.077</b>
6	9:52:33.668	<b>44.280</b>	+0.253	16.503	16.647	11.080	7	9:53:18.196	<b>44.653</b>	+0.173	16.765	16.711	11.177
7	9:53:17.645	<b>43.977</b>		<b>16.420</b>	16.514	<b>11.043</b>	<b>(898) Hawk Baylaan White</b>						
<b>(877) Niklas Hirsch</b>							1	9:48:51.512	<b>47.168</b>	+2.686	17.559	17.967	11.642
1	9:48:50.715	<b>46.041</b>	+2.038	17.442	17.226	11.373	2	9:49:37.242	<b>45.730</b>	+1.248	16.902	17.371	11.457
2	9:49:35.385	<b>44.670</b>	+0.667	16.814	16.729	11.127	3	9:50:25.128	<b>47.886</b>	+3.404	16.819	16.781	14.286
3	9:50:19.732	<b>44.347</b>	+0.344	16.558	16.623	11.166	4	9:51:10.483	<b>45.355</b>	+0.873	17.085	17.073	11.197
4	9:51:04.138	<b>44.406</b>	+0.403	16.533	16.753	11.120	5	9:51:55.195	<b>44.712</b>	+0.230	16.722	16.834	11.156
5	9:51:48.547	<b>44.409</b>	+0.406	16.523	16.474	11.412	6	9:52:39.677	<b>44.482</b>		<b>16.600</b>	<b>16.675</b>	11.207
6	9:52:32.550	<b>44.003</b>		16.561	16.497	<b>10.945</b>	7	9:53:24.208	<b>44.531</b>	+0.049	16.606	16.780	<b>11.145</b>
7	9:53:16.634	<b>44.084</b>	+0.081	<b>16.520</b>	<b>16.473</b>	11.091	<b>(890) Leonard Hocker</b>						
<b>(802) Nando Weixelbaumer</b>							1	9:48:51.081	<b>45.983</b>	+1.490	17.327	17.244	11.412
1	9:48:47.166	<b>45.831</b>	+1.627	17.370	17.083	11.378	2	9:49:36.330	<b>45.249</b>	+0.756	16.863	17.110	11.276
2	9:49:32.006	<b>44.840</b>	+0.636	16.997	16.715	11.128	3	9:50:21.016	<b>44.686</b>	+0.193	16.627	16.736	11.323
3	9:50:16.811	<b>44.805</b>	+0.601	16.883	16.749	11.173	4	9:51:06.246	<b>45.230</b>	+0.737	17.181	16.785	11.264
4	9:51:01.290	<b>44.479</b>	+0.275	16.726	16.616	11.137	5	9:51:50.763	<b>44.517</b>	+0.024	16.548	<b>16.710</b>	11.259
5	9:51:45.564	<b>44.274</b>	+0.070	16.537	16.590	11.147	6	9:52:35.349	<b>44.586</b>	+0.093	16.642	16.750	<b>11.194</b>
6	9:52:29.922	<b>44.358</b>	+0.154	16.577	16.595	11.186	7	9:53:19.842	<b>44.493</b>		<b>16.521</b>	16.712	11.260
7	9:53:14.126	<b>44.204</b>		<b>16.626</b>	<b>16.575</b>	<b>11.103</b>	<b>(811) Karl Schmiederer</b>						
<b>(885) Carl Luthardt</b>							1	9:48:52.894	<b>46.915</b>	+2.344	17.978	17.443	11.494
1	9:48:44.345	<b>45.717</b>	+1.503	17.358	17.104	11.255	2	9:49:38.090	<b>45.196</b>	+0.625	16.990	16.888	11.318
2	9:49:29.207	<b>44.862</b>	+0.648	16.910	16.754	11.198	3	9:50:23.259	<b>45.169</b>	+0.598	16.833	16.679	11.657
3	9:50:17.099	<b>47.892</b>	+3.678	19.543	17.155	11.194	4	9:51:07.966	<b>44.737</b>	+0.166	16.785	16.728	11.224
4	9:51:01.574	<b>44.475</b>	+0.261	16.746	16.661	11.068	5	9:51:52.594	<b>44.598</b>	+0.027	16.735	16.671	<b>11.192</b>
5	9:51:45.967	<b>44.393</b>	+0.179	16.709	16.625	11.059	6	9:52:37.165	<b>44.571</b>		<b>16.679</b>	<b>16.625</b>	11.267
6	9:52:30.235	<b>44.268</b>	+0.054	16.656	<b>16.571</b>	11.041	7	9:53:22.026	<b>44.861</b>	+0.290	16.712	16.683	11.466
7	9:53:14.449	<b>44.214</b>		<b>16.622</b>	16.580	<b>11.012</b>	<b>(830) Max Hezel</b>						
<b>(884) Davin Singer</b>							1	9:48:49.316	<b>45.949</b>	+1.306	17.451	17.171	11.327
1	9:48:52.461	<b>45.832</b>	+1.510	17.535	17.039	11.258	2	9:49:34.183	<b>44.867</b>	+0.224	16.843	16.759	11.265
2	9:49:37.096	<b>44.635</b>	+0.313	16.797	16.716	11.122	3	9:50:18.843	<b>44.660</b>	+0.017	16.674	16.695	11.291
3	9:50:21.418	<b>44.322</b>		16.654	<b>16.598</b>	<b>11.070</b>	4	9:51:03.883	<b>45.040</b>	+0.397	16.892	16.998	<b>11.150</b>
4	9:51:05.750	<b>44.332</b>	+0.010	16.636	16.626	11.070	5	9:51:50.173	<b>46.290</b>	+1.647	17.457	17.511	11.322
5	9:51:50.531	<b>44.781</b>	+0.459	16.685	16.737	11.359	6	9:52:34.816	<b>44.643</b>		16.756	<b>16.685</b>	11.202
6	9:52:34.995	<b>44.464</b>	+0.142	16.654	16.678	11.132	7	9:53:19.917	<b>45.101</b>	+0.458	<b>16.556</b>	16.829	11.716
7	9:53:19.498	<b>44.503</b>	+0.181	<b>16.588</b>	16.741	11.174	<b>(853) Devin Leon Ucar</b>						
<b>(823) Jason Bralic</b>							1	9:48:54.394	<b>46.161</b>	+1.485	17.526	17.251	11.384
1	9:48:54.876	<b>46.189</b>	+1.865	17.710	17.185	11.294	2	9:49:39.343	<b>44.949</b>	+0.273	16.967	16.754	11.228
2	9:49:39.609	<b>44.733</b>	+0.409	16.771	16.699	11.263	3	9:50:24.062	<b>44.719</b>	+0.043	16.811	16.738	11.170
3	9:50:24.228	<b>44.619</b>	+0.295	16.715	16.709	11.195	4	9:51:09.106	<b>45.044</b>	+0.368	16.773	16.984	11.287
4	9:51:08.840	<b>44.612</b>	+0.288	16.763	16.708	11.141	5	9:51:53.782	<b>44.576</b>		16.746	16.764	<b>11.166</b>
5	9:51:53.215	<b>44.375</b>	+0.051	16.633	16.606	11.136	6	9:52:38.473	<b>44.691</b>	+0.015	<b>16.731</b>	<b>16.687</b>	11.273
6	9:52:37.539	<b>44.324</b>		<b>16.576</b>	16.623	<b>11.125</b>	7	9:53:23.254	<b>44.781</b>	+0.105	16.778	16.792	11.211
7	9:53:21.899	<b>44.360</b>	+0.036	16.663	<b>16.563</b>	11.134	<b>(891) Luka Koullen</b>						
<b>(829) Lutz Ohsenbrink</b>							1	9:49:04.187	<b>46.148</b>	+1.376	17.500	17.193	11.455
1	9:48:53.542	<b>45.815</b>	+1.383	17.491	17.084	11.240	2	9:49:49.745	<b>45.558</b>	+0.786	17.170	17.040	11.348
2	9:49:38.318	<b>44.776</b>	+0.344	16.816	16.739	11.221	3	9:50:34.786	<b>45.041</b>	+0.269	17.043	16.774	11.224
3	9:50:23.144	<b>44.826</b>	+0.394	16.763	16.702	11.361	4	9:51:19.758	<b>44.972</b>	+0.200	17.018	16.746	11.208
4	9:51:07.709	<b>44.565</b>	+0.133	16.651	16.644	11.270	5	9:52:04.681	<b>44.923</b>	+0.151	16.991	<b>16.708</b>	11.224
5	9:51:52.141	<b>44.432</b>		<b>16.598</b>	16.693	<b>11.141</b>	6	9:52:49.496	<b>44.815</b>	+0.043	<b>16.821</b>	16.750	11.244
6	9:52:36.812	<b>44.671</b>	+0.239	16.727	16.732	11.212	7	9:53:34.268	<b>44.772</b>		16.880	16.727	<b>11.165</b>
7	9:53:21.328	<b>44.516</b>	+0.084	16.677	<b>16.638</b>	11.201	<b>(881) Jacob Trost</b>						
<b>(818) Matthy Vandebroek</b>							1	9:48:45.840	<b>46.121</b>	+1.346	17.506	17.208	11.407
1	9:48:45.840	<b>46.121</b>	+1.346	17.506	17.208	11.407	2	9:49:30.985	<b>45.145</b>	+0.370	16.912	16.983	11.250
2	9:49:30.985	<b>45.145</b>	+0.370	16.912	16.983	11.250	<b>Orbits</b>						





INT. ADAC Kartrennen Ampfing

X30 SENIOR

Ampfing 1,063 Km

Warm Up Super Heat B

12.05.2024 09:47

Practice (6:00 Time) started at 9:47:02

Lap	Time of Day	Lap Tm	Diff	S1 Tm	S2 Tm	S3 Tm	Lap	Time of Day	Lap Tm	Diff	S1 Tm	S2 Tm	S3 Tm
3	9:50:16.553	<b>45.568</b>	+0.793	17.457	16.787	11.324							
4	9:51:01.999	<b>45.446</b>	+0.671	16.827	17.354	11.265							
5	9:51:46.923	<b>44.924</b>	+0.149	16.822	16.858	11.244							
6	9:52:31.790	<b>44.867</b>	+0.092	16.831	<b>16.738</b>	11.298							
7	9:53:16.565	<b>44.775</b>		<b>16.755</b>	16.800	<b>11.220</b>							
<b>(824) Noel Hongoero</b>													
1	9:48:48.535	<b>46.274</b>	+1.473	17.688	17.109	11.477							
2	9:49:33.736	<b>45.201</b>	+0.400	16.904	16.806	11.491							
3	9:50:18.537	<b>44.801</b>		16.857	<b>16.626</b>	11.318							
4	9:51:04.707	<b>46.170</b>	+1.369	17.051	17.811	11.308							
5	9:51:50.631	<b>45.924</b>	+1.123	16.808	17.482	11.634							
6	9:52:35.728	<b>45.097</b>	+0.296	17.030	16.760	<b>11.307</b>							
7	9:53:20.559	<b>44.831</b>	+0.030	<b>16.720</b>	16.792	11.319							
<b>(905) Maxim Haroutounian</b>													
1	9:48:58.672	<b>46.751</b>	+1.860	17.835	17.358	11.558							
2	9:49:44.323	<b>45.651</b>	+0.760	17.194	17.072	11.385							
3	9:50:29.659	<b>45.336</b>	+0.445	17.009	17.061	11.266							
4	9:51:14.686	<b>45.027</b>	+0.136	16.987	16.854	<b>11.186</b>							
5	9:51:59.681	<b>44.995</b>	+0.104	16.944	16.802	11.249							
6	9:52:44.662	<b>44.981</b>	+0.090	<b>16.883</b>	16.885	11.213							
7	9:53:29.553	<b>44.891</b>		16.919	<b>16.723</b>	11.249							
<b>(888) Louis Schütze</b>													
1	9:51:40.487	<b>45.668</b>	+0.712	17.253	17.040	11.375							
2	9:52:25.499	<b>45.012</b>	+0.056	16.980	16.817	<b>11.215</b>							
3	9:53:10.455	<b>44.956</b>		<b>16.969</b>	<b>16.734</b>	11.253							
<b>(845) Jan Waibel</b>													
1	9:48:47.658	<b>46.701</b>	+1.723	17.564	17.671	11.476							
2	9:49:33.088	<b>45.430</b>	+0.452	17.100	16.902	11.428							
3	9:50:18.292	<b>45.204</b>	+0.226	17.018	16.787	11.399							
4	9:51:03.409	<b>45.117</b>	+0.139	16.904	16.939	<b>11.274</b>							
5	9:51:48.387	<b>44.978</b>		<b>16.845</b>	<b>16.745</b>	11.388							
6	9:52:34.214	<b>45.827</b>	+0.849	17.156	17.329	11.342							
7	9:53:19.245	<b>45.031</b>	+0.053	16.860	16.892	11.279							

### X30 SENIOR

### Super Heat Group A

Track length: 1.063 Km

Race Started: 12:37:29

Best Lap by: 895 - Phil Colin Strenge - 44,171

Rank	#	Driver	Nat	Sponsor Entrant	Nat	License E-License	Make	laps	T. Time Diff	Best Lap	Penalty	Points
1	1	854 Daniel Brozovic	DEU	TR Motorsport	DEU	ITE 42036 KBF23400	OTK/IAME/Komet	15	11:11.019	44.356		75
2	1	895 Phil Colin Strenge	DEU	ADAC Württemberg e.V. Ebert Motorsport	DEU	ITE42785 EL38528	LN/IAME/Komet	15	11:11.303 0.284	44.171		69
3	-2	810 Daniel Guinchard	GBR	SFR Motorsport	GBR	ITC-C292117 IBL368379	KR/IAME/Komet	15	11:12.273 1.254	44.365		63
4	0	844 Kevin Wagner	DEU	MSC-Langenfeld e. V. im ADAC Valier Motorsport	DEU	ITE 11828 KBF39300	Energy/IAME/Komet	15	11:12.409 1.390	44.402		57
5	3	815 Moritz Wolber	DEU	ADAC Südbaden e.V. NEES RACING	DEU	NKA16641 BIF17863	Maranello/IAME/Komet	15	11:12.517 1.498	44.380		51
6	1	887 Torben Gröndahl	DEU	MSC Groß Dölln e.V. im ADAC CV Performance Group	DEU	ITC-C14120 BIF38321	KR/IAME/Komet	15	11:13.533 2.514	44.468		48
7	2	812 Rocco Curcio	DEU	Valier Motorsport	DEU	ITE29607 KBF15727	Energy/IAME/Komet	15	11:15.717 4.698	44.344		45
8	4	876 Cemil Bayyati	DEU	Dörr Motorsport	DEU	ITG15366 BIF38420	KR/IAME/Komet	15	11:16.311 5.292	44.478		42
9	1	907 Marco Pistor	DEU	RS Motorsport	DEU	ITE 39019 KBF10332	CRG/IAME/Komet	15	11:17.580 6.561	44.549		39
10	9	809 Luis Esser	DEU	RMW Motorsport	DEU	ITE 11661 KBF39010	OTK/IAME/Komet	15	11:18.992 7.973	44.421		36
11	0	904 Tobias Feeser	DEU	Sonja Feeser	DEU	ITE13863 BEK1198789	KR/IAME/Komet	15	11:19.682 8.663	44.569		34
12	3	833 Jannik R Emmert	DEU	VDB Kart Racing	DEU	ITE19994 KBF10478	Tony Kart/IAME/Komet	15	11:20.902 9.883	44.764		32
13	3	808 Eric Wess	DEU	Kartshop Ampfing	DEU	NKA38485 KBF25142	Drago Corse/IAME/Komet	15	11:21.047 10.028	44.497		30
14	-8	864 Marc Gerstenkorn	CHE	Kartshop Ampfing	DEU	ITF375 BIF25142	Drago Corse/IAME/Komet	15	11:21.644 10.625	44.897		28
15	-1	821 Manuel Wagner	DEU	RS-Motorsport	DEU	ITE 39259 KBF40372	CRG/IAME/Komet	15	11:24.405 13.386	44.817		26
16	-11	835 Jarno Wiese	DEU	VDB Kart Racing	DEU	ITE 40767 KBF10478	OTK/IAME/Komet	15	11:24.514 13.495	44.781		24
17	3	843 Luis Simon	DEU	PCH Racing	DEU	NKA36581 39956	LN/IAME/Komet	15	11:25.348 14.329	44.815		22
18	-5	820 Felix Maurer	DEU	DUTT MOTORSPORT by FENSTER.com	LUX	NKA41244 IBLK867	Tony Kart/IAME/Komet	15	11:26.562 15.543	44.784		20
19	-1	855 Matti Klasen	DEU	DSK e.V. Ja zum Motorsport RMW Motorsport	DEU	ITE13782 BIC39010	Tony Kart/IAME/Komet	15	11:26.831 15.812	44.835		18
20	1	872 Tobias Burgstahler	DEU	ADAC Württemberg e.V. Stern Motorsport	DEU	NKA38364 KBF38195	KR/IAME/Komet	15	11:34.144 23.125	45.276		17
21	1	817 Maximilian Engelstädter	DEU	Dörr Motorsport	DEU	NKA40565 BIF38420	KR/IAME/Komet	15	11:34.207 23.188	45.202		16
22	-5	827 Julius Berthold	DEU	TB Racing Team	DEU	ITF38613 KBF38262	KR/IAME/Komet	15	11:35.146 24.127	45.386		15
23	0	814 Nina Aptsiauri	GEO	CRG Deutschland	DEU	ITF230054 KBF18122	CRG/IAME/Komet	15	11:36.591 25.572	45.125	+ 5 sec	14

#### Announcements

# 814 + 5 sec front fairing


Timekeeper  
M.Riehmers

Race Director  
H.Seidel

Page 1/1

These results are provisional until the conclusion of any judicial and technical matters!

Printed: 12.05.2024 / 13:04



INT. ADAC Kartrennen Ampfing

X30 SENIOR

Ampfing 1,063 Km

Super Heat Group A

12.05.2024 12:35

Race (15 Laps) started at 12:37:29

Lap	Time of Day	Lap Tm	Diff	S1 Tm	S2 Tm	S3 Tm
<b>(854) Daniel Brozovic</b>						
1	12:38:15.845	<b>46.359</b>	+2.003	17.853	17.165	11.341
2	12:39:00.786	<b>44.941</b>	+0.585	16.963	16.716	11.262
3	12:39:45.428	<b>44.642</b>	+0.286	16.860	16.607	11.175
4	12:40:30.108	<b>44.680</b>	+0.324	16.752	16.771	11.157
5	12:41:14.595	<b>44.487</b>	+0.131	16.684	16.657	11.146
6	12:41:59.028	<b>44.433</b>	+0.077	16.709	<b>16.564</b>	11.160
7	12:42:43.518	<b>44.490</b>	+0.134	16.662	16.669	11.159
8	12:43:28.155	<b>44.637</b>	+0.281	16.674	16.775	11.188
9	12:44:12.591	<b>44.436</b>	+0.080	16.680	16.616	<b>11.140</b>
10	12:44:56.947	<b>44.356</b>		<b>16.590</b>	16.609	11.157
11	12:45:41.554	<b>44.607</b>	+0.251	16.650	16.761	11.196
12	12:46:26.170	<b>44.616</b>	+0.260	16.733	16.592	11.291
13	12:47:11.008	<b>44.838</b>	+0.482	16.841	16.657	11.340
14	12:47:55.601	<b>44.593</b>	+0.237	16.841	16.585	11.167
15	12:48:40.505	<b>44.904</b>	+0.548	17.007	16.708	11.189

<b>(895) Phil Colin Strenge</b>						
1	12:38:17.026	<b>47.078</b>	+2.907	18.416	17.274	11.388
2	12:39:02.132	<b>45.106</b>	+0.935	17.125	16.774	11.207
3	12:39:46.771	<b>44.639</b>	+0.468	16.859	16.679	11.101
4	12:40:31.314	<b>44.543</b>	+0.372	16.629	16.854	11.060
5	12:41:15.705	<b>44.391</b>	+0.220	16.649	16.696	11.046
6	12:42:00.119	<b>44.414</b>	+0.243	16.686	16.678	11.050
7	12:42:44.540	<b>44.421</b>	+0.250	16.615	16.725	11.081
8	12:43:29.080	<b>44.540</b>	+0.369	16.627	16.581	11.332
9	12:44:13.394	<b>44.314</b>	+0.143	16.697	16.626	<b>10.991</b>
10	12:44:57.565	<b>44.171</b>		16.564	16.582	11.025
11	12:45:41.784	<b>44.219</b>	+0.048	<b>16.560</b>	16.606	11.053
12	12:46:26.243	<b>44.459</b>	+0.288	16.682	<b>16.573</b>	11.204
13	12:47:11.094	<b>44.851</b>	+0.680	16.930	16.663	11.258
14	12:47:55.762	<b>44.668</b>	+0.497	16.951	16.659	11.058
15	12:48:40.789	<b>45.027</b>	+0.856	17.029	16.948	11.050

<b>(810) Daniel Guinchard</b>						
1	12:38:16.326	<b>46.771</b>	+2.406	18.003	17.302	11.466
2	12:39:01.509	<b>45.183</b>	+0.818	16.985	16.826	11.372
3	12:39:46.291	<b>44.782</b>	+0.417	16.904	16.763	11.115
4	12:40:30.960	<b>44.669</b>	+0.304	16.654	16.920	11.095
5	12:41:15.407	<b>44.447</b>	+0.082	16.618	16.762	11.067
6	12:41:59.785	<b>44.378</b>	+0.013	16.614	16.658	11.106
7	12:42:44.174	<b>44.389</b>	+0.024	16.633	16.674	11.082
8	12:43:29.319	<b>45.145</b>	+0.780	16.687	16.731	11.727
9	12:44:13.695	<b>44.376</b>	+0.011	16.678	16.665	<b>11.033</b>
10	12:44:58.060	<b>44.365</b>		<b>16.603</b>	16.682	11.080
11	12:45:42.543	<b>44.483</b>	+0.118	16.635	16.724	11.124
12	12:46:27.049	<b>44.506</b>	+0.141	16.671	16.720	11.115
13	12:47:11.672	<b>44.623</b>	+0.258	16.676	16.757	11.190
14	12:47:56.160	<b>44.488</b>	+0.123	16.715	<b>16.640</b>	11.133
15	12:48:41.759	<b>45.599</b>	+1.234	16.782	17.210	11.607

<b>(844) Kevin Wagner</b>						
1	12:38:16.395	<b>46.650</b>	+2.248	18.033	17.226	11.391
2	12:39:01.664	<b>45.269</b>	+0.867	17.079	16.930	11.260
3	12:39:46.474	<b>44.810</b>	+0.408	16.906	16.780	11.124
4	12:40:31.132	<b>44.658</b>	+0.256	16.660	16.924	11.074
5	12:41:15.576	<b>44.444</b>	+0.042	16.660	16.689	11.095
6	12:41:59.978	<b>44.402</b>		16.644	16.707	<b>11.051</b>
7	12:42:44.641	<b>44.663</b>	+0.261	<b>16.612</b>	16.736	11.315
8	12:43:29.409	<b>44.768</b>	+0.366	16.739	16.764	11.265
9	12:44:14.012	<b>44.603</b>	+0.201	16.774	16.713	11.116
10	12:44:58.450	<b>44.438</b>	+0.036	16.624	<b>16.660</b>	11.154
11	12:45:42.975	<b>44.525</b>	+0.123	16.650	16.717	11.158
12	12:46:27.431	<b>44.456</b>	+0.054	16.667	16.662	11.127
13	12:47:11.896	<b>44.465</b>	+0.063	16.648	16.695	11.122
14	12:47:56.550	<b>44.654</b>	+0.252	16.680	16.714	11.260
15	12:48:41.895	<b>45.345</b>	+0.943	16.729	17.000	11.616

<b>(815) Moritz Wolber</b>						
1	12:38:16.954	<b>47.008</b>	+2.628	18.225	17.186	11.597
2	12:39:02.048	<b>45.094</b>	+0.714	17.043	16.715	11.336
3	12:39:47.109	<b>45.061</b>	+0.681	17.078	16.842	11.141
4	12:40:31.805	<b>44.696</b>	+0.316	16.811	16.771	11.114

Lap	Time of Day	Lap Tm	Diff	S1 Tm	S2 Tm	S3 Tm
5	12:41:16.376	<b>44.571</b>	+0.191	16.744	16.664	11.163
6	12:42:00.770	<b>44.394</b>	+0.014	16.671	16.625	<b>11.098</b>
7	12:42:45.252	<b>44.482</b>	+0.102	16.662	16.660	11.160
8	12:43:29.812	<b>44.560</b>	+0.180	16.685	16.727	11.148
9	12:44:14.512	<b>44.700</b>	+0.320	16.867	16.684	11.149
10	12:44:58.970	<b>44.458</b>	+0.078	16.629	16.667	11.162
11	12:45:43.350	<b>44.380</b>		<b>16.608</b>	<b>16.607</b>	11.165
12	12:46:27.908	<b>44.558</b>	+0.178	16.724	16.713	11.121
13	12:47:12.398	<b>44.490</b>	+0.110	16.632	16.677	11.181
14	12:47:56.938	<b>44.540</b>	+0.160	16.682	16.696	11.162
15	12:48:42.003	<b>45.065</b>	+0.685	16.717	16.779	11.569

<b>(887) Torben Gründahl</b>						
1	12:38:17.599	<b>47.284</b>	+2.816	18.315	17.493	11.476
2	12:39:02.967	<b>45.368</b>	+0.900	17.145	17.002	11.221
3	12:39:47.876	<b>44.909</b>	+0.441	16.948	16.729	11.232
4	12:40:32.656	<b>44.780</b>	+0.312	16.783	16.814	11.183
5	12:41:17.246	<b>44.590</b>	+0.122	16.707	16.740	11.143
6	12:42:01.714	<b>44.468</b>		<b>16.613</b>	16.690	11.165
7	12:42:46.302	<b>44.588</b>	+0.120	16.640	16.760	11.188
8	12:43:31.055	<b>44.753</b>	+0.285	16.846	16.756	11.151
9	12:44:15.644	<b>44.589</b>	+0.121	16.714	16.734	11.141
10	12:45:00.162	<b>44.518</b>	+0.050	16.661	16.657	11.200
11	12:45:44.751	<b>44.589</b>	+0.121	16.675	16.686	11.228
12	12:46:29.286	<b>44.535</b>	+0.067	16.701	16.703	11.131
13	12:47:13.901	<b>44.615</b>	+0.147	16.734	16.760	<b>11.121</b>
14	12:47:58.469	<b>44.568</b>	+0.100	16.748	<b>16.638</b>	11.182
15	12:48:43.019	<b>44.550</b>	+0.082	16.665	16.721	11.164

<b>(812) Rocco Curcio</b>						
1	12:38:18.042	<b>47.455</b>	+3.111	18.487	17.419	11.549
2	12:39:03.290	<b>45.248</b>	+0.904	17.173	16.851	11.224
3	12:39:50.009	<b>46.719</b>	+2.375	18.717	16.868	11.134
4	12:40:34.919	<b>44.910</b>	+0.566	16.835	16.824	11.251
5	12:41:19.507	<b>44.588</b>	+0.244	16.741	<b>16.669</b>	11.178
6	12:42:03.851	<b>44.344</b>		<b>16.471</b>	16.750	11.123
7	12:42:48.419	<b>44.568</b>	+0.224	16.675	16.760	11.133
8	12:43:32.897	<b>44.478</b>	+0.134	16.572	16.730	11.176
9	12:44:17.486	<b>44.589</b>	+0.245	16.733	16.740	<b>11.116</b>
10	12:45:02.095	<b>44.609</b>	+0.265	16.697	16.764	11.148
11	12:45:46.706	<b>44.611</b>	+0.267	16.652	16.744	11.215
12	12:46:31.284	<b>44.578</b>	+0.234	16.728	16.713	11.137
13	12:47:15.832	<b>44.548</b>	+0.204	16.685	16.691	11.172
14	12:48:00.497	<b>44.665</b>	+0.321	16.705	16.762	11.198
15	12:48:45.203	<b>44.706</b>	+0.362	16.729	16.787	11.190

<b>(876) Cemil Bayyati</b>						
1	12:38:17.962	<b>47.491</b>	+3.013	18.407	17.443	11.641
2	12:39:03.683	<b>45.721</b>	+1.243	17.506	16.989	11.226
3	12:39:49.153	<b>45.470</b>	+0.992	17.393	16.942	11.135
4	12:40:34.087	<b>44.934</b>	+0.456	16.851	16.885	11.198
5	12:41:18.920	<b>44.833</b>	+0.355	16.898	16.840	11.095
6	12:42:03.597	<b>44.677</b>	+0.199	16.715	16.805	11.157
7	12:42:48.269	<b>44.672</b>	+0.194	16.710	16.846	11.116
8	12:43:33.125	<b>44.856</b>	+0.378	16.921	16.811	11.124
9	12:44:17.869	<b>44.744</b>	+0.266	16.700	16.863	11.181
10	12:45:02.420	<b>44.551</b>	+0.073	16.695	<b>16.753</b>	11.103
11	12:45:46.898	<b>44.478</b>		<b>16.616</b>	16.754	11.108

INT. ADAC Kartrennen Ampfing

X30 SENIOR

Ampfing 1,063 Km

Super Heat Group A

12.05.2024 12:35

Race (15 Laps) started at 12:37:29

Lap	Time of Day	Lap Tm	Diff	S1 Tm	S2 Tm	S3 Tm
11	12:45:47.966	<b>44.638</b>	+0.089	16.716	16.707	11.215
12	12:46:32.650	<b>44.684</b>	+0.135	16.707	16.785	11.192
13	12:47:17.480	<b>44.830</b>	+0.281	16.812	16.749	11.269
14	12:48:02.233	<b>44.763</b>	+0.204	16.746	16.685	11.322
15	12:48:47.066	<b>44.833</b>	+0.284	16.837	16.731	11.265

(809) Luis Esser

1	12:38:20.409	<b>48.417</b>	+3.996	18.656	18.190	11.571
2	12:39:07.247	<b>46.838</b>	+2.417	17.173	18.266	11.399
3	12:39:52.445	<b>45.198</b>	+0.777	17.007	16.912	11.279
4	12:40:37.282	<b>44.837</b>	+0.416	16.740	16.929	11.168
5	12:41:22.395	<b>45.113</b>	+0.692	16.678	17.200	11.235
6	12:42:06.833	<b>44.438</b>	+0.017	16.641	16.728	11.069
7	12:42:51.282	<b>44.449</b>	+0.028	16.649	16.734	<b>11.066</b>
8	12:43:35.853	<b>44.571</b>	+0.150	16.702	16.689	11.180
9	12:44:20.495	<b>44.642</b>	+0.221	16.779	16.736	11.127
10	12:45:04.945	<b>44.450</b>	+0.029	16.662	<b>16.645</b>	11.143
11	12:45:50.369	<b>45.424</b>	+1.003	17.227	17.003	11.194
12	12:46:34.790	<b>44.421</b>		16.660	16.684	11.077
13	12:47:19.217	<b>44.427</b>	+0.006	<b>16.607</b>	<b>16.712</b>	11.108
14	12:48:03.686	<b>44.469</b>	+0.048	16.655	16.688	11.126
15	12:48:48.478	<b>44.792</b>	+0.371	16.774	16.846	11.172

(904) Tobias Feeser

1	12:38:19.157	<b>48.422</b>	+3.853	18.816	17.892	11.714
2	12:39:04.741	<b>45.584</b>	+1.015	17.420	16.924	11.240
3	12:39:50.260	<b>45.519</b>	+0.950	17.408	16.951	11.160
4	12:40:36.186	<b>45.926</b>	+1.357	16.804	17.613	11.509
5	12:41:21.125	<b>44.939</b>	+0.370	17.009	16.803	11.127
6	12:42:05.709	<b>44.584</b>	+0.015	16.719	16.760	<b>11.105</b>
7	12:42:50.278	<b>44.569</b>		<b>16.639</b>	16.732	11.198
8	12:43:35.222	<b>44.944</b>	+0.375	16.783	16.897	11.264
9	12:44:19.959	<b>44.737</b>	+0.168	16.790	16.758	11.189
10	12:45:04.750	<b>44.791</b>	+0.222	16.764	<b>16.730</b>	11.297
11	12:45:49.749	<b>44.999</b>	+0.430	16.940	16.885	11.174
12	12:46:34.413	<b>44.664</b>	+0.095	16.700	16.815	11.149
13	12:47:19.091	<b>44.678</b>	+0.109	16.704	16.741	11.233
14	12:48:04.284	<b>45.193</b>	+0.624	16.984	16.896	11.313
15	12:48:49.168	<b>44.884</b>	+0.315	16.886	16.781	11.217

(833) Jannik Remmert

1	12:38:19.183	<b>48.040</b>	+3.276	18.702	17.744	11.594
2	12:39:05.230	<b>46.047</b>	+1.283	17.653	17.035	11.359
3	12:39:50.522	<b>45.292</b>	+0.528	17.121	16.918	11.253
4	12:40:35.442	<b>44.920</b>	+0.156	16.897	16.885	11.138
5	12:41:20.287	<b>44.845</b>	+0.081	16.923	<b>16.745</b>	11.177
6	12:42:05.051	<b>44.764</b>		16.832	16.770	11.162
7	12:42:49.880	<b>44.829</b>	+0.065	16.861	16.830	11.138
8	12:43:34.767	<b>44.887</b>	+0.123	16.898	16.826	11.163
9	12:44:19.622	<b>44.855</b>	+0.091	<b>16.805</b>	16.784	11.266
10	12:45:04.846	<b>45.224</b>	+0.460	16.886	16.799	11.539
11	12:45:50.435	<b>45.589</b>	+0.825	17.277	16.907	11.405
12	12:46:35.375	<b>44.940</b>	+0.176	16.976	16.835	<b>11.129</b>
13	12:47:20.269	<b>44.894</b>	+0.130	16.868	16.790	11.236
14	12:48:05.219	<b>44.950</b>	+0.186	16.962	16.801	11.187
15	12:48:50.388	<b>45.169</b>	+0.405	16.988	16.910	11.271

(808) Eric Wess

1	12:38:19.441	<b>48.076</b>	+3.578	18.841	17.527	11.707
2	12:39:05.589	<b>46.148</b>	+1.651	17.514	17.064	11.570
3	12:39:50.713	<b>45.124</b>	+0.627	17.038	16.802	11.284
4	12:40:36.244	<b>45.531</b>	+1.034	16.924	17.177	11.430
5	12:41:21.294	<b>45.050</b>	+0.553	17.176	16.700	11.174
6	12:42:05.953	<b>44.659</b>	+0.162	16.788	16.668	11.203
7	12:42:50.450	<b>44.497</b>		<b>16.723</b>	<b>16.582</b>	11.192
8	12:43:35.429	<b>44.979</b>	+0.482	16.797	16.857	11.325
9	12:44:20.704	<b>45.276</b>	+0.778	17.388	16.752	<b>11.135</b>
10	12:45:05.655	<b>44.951</b>	+0.454	16.901	16.783	11.267
11	12:45:50.670	<b>45.015</b>	+0.518	16.752	16.934	11.329
12	12:46:35.667	<b>44.997</b>	+0.500	17.000	16.747	11.250
13	12:47:20.812	<b>45.145</b>	+0.648	16.788	16.736	11.621
14	12:48:05.604	<b>44.792</b>	+0.295	16.731	16.748	11.313
15	12:48:50.533	<b>44.929</b>	+0.432	16.742	16.957	11.230

(864) Marc Gerstenkorn

1	12:38:16.865	<b>47.000</b>	+2.103	18.169	17.456	11.376
2	12:39:03.216	<b>46.351</b>	+1.454	17.689	17.337	11.325
3	12:39:49.053	<b>45.837</b>	+0.940	17.711	16.894	<b>11.232</b>
4	12:40:34.416	<b>45.363</b>	+0.466	17.100	17.029	11.234
5	12:41:19.313	<b>44.897</b>		<b>16.801</b>	16.850	11.246
6	12:42:04.333	<b>45.020</b>	+0.123	16.910	16.846	11.264
7	12:42:49.779	<b>45.446</b>	+0.549	17.347	16.860	11.239
8	12:43:35.355	<b>45.576</b>	+0.679	17.102	16.933	11.541
9	12:44:20.403	<b>45.048</b>	+0.151	16.883	16.830	11.335
10	12:45:05.548	<b>45.145</b>	+0.248	17.033	<b>16.780</b>	11.332
11	12:45:50.928	<b>45.380</b>	+0.483	17.045	16.977	11.358
12	12:46:36.028	<b>45.100</b>	+0.203	16.885	16.901	11.314
13	12:47:21.001	<b>44.973</b>	+0.076	16.831	16.858	11.284
14	12:48:05.964	<b>44.963</b>	+0.066	16.850	16.822	11.291
15	12:48:51.130	<b>45.166</b>	+0.269	16.876	16.923	11.367

(821) Manuel Wagner

1	12:38:18.373	<b>47.536</b>	+2.719	18.513	17.634	11.389
2	12:39:04.278	<b>45.905</b>	+1.088	17.485	17.063	11.357
3	12:39:49.764	<b>45.486</b>	+0.669	17.220	16.939	11.327
4	12:40:36.380	<b>46.616</b>	+1.799	16.867	18.305	11.444
5	12:41:22.524	<b>46.144</b>	+1.327	17.270	17.375	11.499
6	12:42:07.463	<b>44.939</b>	+0.122	16.808	16.865	11.266
7	12:42:52.280	<b>44.817</b>		<b>16.743</b>	16.816	11.258
8	12:43:37.238	<b>44.958</b>	+0.141	16.929	<b>16.792</b>	11.237
9	12:44:22.727	<b>45.489</b>	+0.672	17.251	17.009	<b>11.229</b>
10	12:45:07.828	<b>45.101</b>	+0.284	16.863	16.955	11.283
11	12:45:52.744	<b>44.916</b>	+0.099	16.743	16.861	11.312
12	12:46:37.932	<b>45.188</b>	+0.371	16.927	16.868	11.393
13	12:47:23.482	<b>45.550</b>	+0.733	17.292	16.863	11.395
14	12:48:08.710	<b>45.228</b>	+0.411	17.005	16.872	11.351
15	12:48:53.891	<b>45.181</b>	+0.364	16.968	16.879	11.334

(835) Jarno Wiese

1	12:38:19.263	<b>49.080</b>	+4.299	19.069	18.039	11.972
2	12:39:05.722	<b>46.459</b>	+1.678	17.928	17.068	11.463
3	12:39:50.958	<b>45.236</b>	+0.455	17.106	16.863	11.267
4	12:40:36.454	<b>45.496</b>	+0.715	16.884	17.224	11.388
5	12:41:22.700	<b>46.246</b>	+1.465	17.330	17.477	11.439
6	12:42:07.613	<b>44.913</b>	+0.132	16.813	16.840	11.260
7	12:42:52.394	<b>44.781</b>		<b>16.791</b>	<b>16.778</b>	11.212
8	12:43:37.343	<b>44.949</b>	+0.168	16.991	16.807	<b>11.151</b>
9	12:44:22.917	<b>45.574</b>	+0.793	17.342	16.909	11.323
10	12:45:07.953	<b>45.036</b>	+0.255	16.840	16.891	11.305
11	12:45:52.866	<b>44.913</b>	+0.132	16.855	16.807	11.251
12	12:46:38.000	<b>45.134</b>	+0.353	16.945	16.863	11.326
13	12:47:23.559	<b>45.559</b>	+0.778	16.961	16.928	11.670
14	12:48:08.869	<b>45.310</b>	+0.529	17.103	16.893	11.314
15	12:48:54.000	<b>45.131</b>	+0.350	16.965	16.860	11.306

(843) Luis Simon

1	12:38:19.961	<b>47.991</b>	+3.176	18.441	18.025	11.525
2	12:39:06.659	<b>46.698</b>	+1.883	17.532	17.800	11.366
3	12:39:55.255	<b>48.596</b>	+3.781	17.737	19.408	11.451
4	12:40:40.403	<b>45.148</b>	+0.333	16.988	16.832	11.328
5	12:41:25.917	<b>45.514</b>	+0.699	17.419	16.836	11.259
6	12:42:10.941	<b>45.024</b>	+0.209	17.090	16.783	11.151
7	12:42:55.825	<b>44.884</b>	+0.069	16.908	16.786	11.190
8	12:43:40.763	<b>44.938</b>	+0.123	17.026	16.772	<b>11.140</b>
9	12:44:25.711	<b>44.948</b>	+0.133	17.025	<b>16.671</b>	11.252
10	12:45:10.545	<b>44.834</b>	+0.019	16.917	16.699	11.218
11	12:45:55.360	<b>44.815</b>		16.912	16.701	11.202
12	12:46:40.204	<b>44.844</b>	+0.029	16.994	16.705	11.145
13	12:47:25.035	<b>44.831</b>	+0.016	<b>16.878</b>	16.715	11.238
14	12:48:09.908	<b>44.873</b>	+0.058	16.971	16.676	11.226
15	12:48:54.834	<b>44.926</b>	+0.111	16.921	16.784	11.221

(820) Felix Maurer

1	12:38:19.696	<b>48.691</b>	+3.907	19.437	17.886	11.368
2	12:39:07.070	<b>47.374</b>	+2.590	17.931	18.095	11.348
3	12:39:55.526	<b>48.456</b>	+3.672	17.447	19.431	11.578
4	12:40:41.348	<b>45.822</b>	+1.038	17.507	16.979	11.336
5	12:41:26.515	<b>45.167&lt;/</b>				



INT. ADAC Kartrennen Ampfing

X30 SENIOR

Ampfing 1,063 Km

Super Heat Group A

12.05.2024 12:35

Race (15 Laps) started at 12:37:29

Lap	Time of Day	Lap Tm	Diff	S1 Tm	S2 Tm	S3 Tm	Lap	Time of Day	Lap Tm	Diff	S1 Tm	S2 Tm	S3 Tm
6	12:42:11.299	<b>44.784</b>		16.818	16.816	<b>11.150</b>	12	12:46:47.357	<b>45.490</b>	+0.104	17.059	<b>16.997</b>	11.434
7	12:42:56.174	<b>44.875</b>	+0.091	16.783	16.805	11.287	13	12:47:33.252	<b>45.895</b>	+0.509	16.978	17.246	11.671
8	12:43:41.174	<b>45.000</b>	+0.216	16.937	16.806	11.257	14	12:48:18.835	<b>45.583</b>	+0.197	17.073	17.117	11.393
9	12:44:26.077	<b>44.903</b>	+0.119	16.858	16.814	11.231	15	12:49:04.632	<b>45.797</b>	+0.411	17.172	17.089	11.536
10	12:45:11.070	<b>44.993</b>	+0.209	16.903	16.804	11.286	<b>(814) Nina Aptsiauri</b>						
11	12:45:55.967	<b>44.897</b>	+0.113	16.829	16.840	11.228	1	12:38:21.273	<b>48.760</b>	+3.635	18.844	18.145	11.771
12	12:46:40.827	<b>44.860</b>	+0.076	16.860	<b>16.757</b>	11.243	2	12:39:08.267	<b>46.994</b>	+1.869	17.314	18.104	11.576
13	12:47:25.900	<b>45.073</b>	+0.289	16.841	16.930	11.302	3	12:39:55.524	<b>47.257</b>	+2.132	17.247	17.752	12.258
14	12:48:10.997	<b>45.097</b>	+0.313	16.869	16.884	11.344	4	12:40:41.703	<b>46.179</b>	+1.054	17.507	17.093	11.579
15	12:48:56.048	<b>45.051</b>	+0.267	16.870	16.882	11.299	5	12:41:26.828	<b>45.125</b>		17.015	<b>16.796</b>	<b>11.314</b>
<b>(855) Matti Klasen</b>						6	12:42:12.018	<b>45.190</b>	+0.065	16.909	16.818	11.463	
1	12:38:20.577	<b>49.093</b>	+4.258	18.781	18.707	11.605	7	12:42:57.410	<b>45.392</b>	+0.267	<b>16.887</b>	17.113	11.392
2	12:39:07.481	<b>46.904</b>	+2.069	17.946	17.946	11.494	8	12:43:42.747	<b>45.337</b>	+0.212	17.033	16.980	11.324
3	12:39:54.366	<b>46.885</b>	+2.050	17.167	18.320	11.398	9	12:44:28.122	<b>45.375</b>	+0.250	17.009	16.977	11.389
4	12:40:40.298	<b>45.932</b>	+1.097	17.377	17.071	11.484	10	12:45:13.462	<b>45.340</b>	+0.215	16.964	16.986	11.390
5	12:41:26.639	<b>46.341</b>	+1.506	17.217	17.362	11.762	11	12:45:58.785	<b>45.323</b>	+0.198	17.087	16.822	11.414
6	12:42:11.583	<b>44.944</b>	+0.109	16.917	16.822	<b>11.205</b>	12	12:46:44.341	<b>45.556</b>	+0.431	17.065	16.887	11.604
7	12:42:56.418	<b>44.835</b>		16.829	16.800	11.206	13	12:47:29.736	<b>45.395</b>	+0.270	17.068	16.847	11.480
8	12:43:41.379	<b>44.961</b>	+0.126	16.847	16.856	11.258	14	12:48:15.371	<b>45.635</b>	+0.510	17.114	17.035	11.486
9	12:44:26.311	<b>44.932</b>	+0.097	16.874	16.798	11.260	15	12:49:01.077	<b>45.706</b>	+0.581	17.122	17.106	11.478
10	12:45:11.513	<b>45.202</b>	+0.367	16.951	16.795	11.456							
11	12:45:56.465	<b>44.952</b>	+0.117	16.848	16.809	11.295							
12	12:46:41.444	<b>44.979</b>	+0.144	16.911	16.816	11.252							
13	12:47:26.389	<b>44.945</b>	+0.110	16.835	<b>16.780</b>	11.330							
14	12:48:11.330	<b>44.941</b>	+0.106	<b>16.811</b>	16.798	11.332							
15	12:48:56.317	<b>44.987</b>	+0.152	16.911	16.836	11.240							
<b>(872) Tobias Burgstahler</b>						1	12:38:20.772	<b>48.389</b>	+3.113	18.507	18.228	11.654	
2	12:39:08.080	<b>47.308</b>	+2.032	17.503	18.067	11.738							
3	12:39:55.384	<b>47.304</b>	+2.028	17.051	18.280	11.973							
4	12:40:42.668	<b>47.284</b>	+2.008	18.141	17.256	11.887							
5	12:41:28.411	<b>45.743</b>	+0.467	17.424	17.141	<b>11.178</b>							
6	12:42:14.147	<b>45.736</b>	+0.460	17.073	17.221	11.442							
7	12:42:59.687	<b>45.540</b>	+0.264	17.076	17.008	11.456							
8	12:43:44.963	<b>45.276</b>		<b>17.025</b>	16.896	11.355							
9	12:44:30.510	<b>45.547</b>	+0.271	17.114	17.073	11.360							
10	12:45:15.927	<b>45.417</b>	+0.141	17.057	17.110	11.250							
11	12:46:01.604	<b>45.677</b>	+0.401	17.226	16.959	11.492							
12	12:46:47.065	<b>45.461</b>	+0.185	17.096	<b>16.884</b>	11.481							
13	12:47:32.513	<b>45.448</b>	+0.172	17.111	16.927	11.410							
14	12:48:17.893	<b>45.380</b>	+0.104	17.096	16.953	11.331							
15	12:49:03.630	<b>45.737</b>	+0.461	17.090	17.025	11.622							
<b>(817) Maximilian Engelstädter</b>						1	12:38:21.121	<b>48.772</b>	+3.570	18.854	18.180	11.738	
2	12:39:08.758	<b>47.637</b>	+2.435	17.321	18.103	12.213							
3	12:39:55.968	<b>47.210</b>	+2.008	17.224	18.455	11.531							
4	12:40:42.658	<b>46.690</b>	+1.488	17.797	17.276	11.617							
5	12:41:28.102	<b>45.444</b>	+0.242	17.105	16.986	11.353							
6	12:42:13.993	<b>45.891</b>	+0.689	16.987	17.502	11.402							
7	12:42:59.922	<b>45.929</b>	+0.727	17.051	17.084	11.794							
8	12:43:45.124	<b>45.202</b>		16.959	16.935	11.308							
9	12:44:30.732	<b>45.608</b>	+0.406	17.156	17.099	11.353							
10	12:45:16.194	<b>45.462</b>	+0.260	17.018	17.137	<b>11.307</b>							
11	12:46:01.944	<b>45.750</b>	+0.548	17.195	17.107	11.448							
12	12:46:47.490	<b>45.546</b>	+0.344	17.185	17.001	11.360							
13	12:47:32.852	<b>45.362</b>	+0.160	17.024	16.964	11.374							
14	12:48:18.390	<b>45.538</b>	+0.336	16.936	16.967	11.635							
15	12:49:03.693	<b>45.303</b>	+0.101	<b>16.900</b>	<b>16.914</b>	11.489							
<b>(827) Julius Berthold</b>						1	12:38:20.481	<b>48.588</b>	+3.202	18.768	18.064	11.756	
2	12:39:07.388	<b>46.907</b>	+1.521	17.300	17.806	11.801							
3	12:39:55.826	<b>48.438</b>	+3.052	17.662	19.197	11.579							
4	12:40:42.285	<b>46.459</b>	+1.073	17.485	17.354	11.620							
5	12:41:27.977	<b>45.692</b>	+0.306	17.167	17.140	<b>11.385</b>							
6	12:42:13.941	<b>45.964</b>	+0.578	16.972	17.411	11.581							
7	12:42:59.361	<b>45.420</b>	+0.034	16.968	17.058	11.394							
8	12:43:44.859	<b>45.498</b>	+0.112	16.951	17.082	11.465							
9	12:44:30.245	<b>45.386</b>		16.958	17.030	11.398							
10	12:45:15.734	<b>45.489</b>	+0.103	<b>16.888</b>	17.114	11.487							
11	12:46:01.867	<b>46.133</b>	+0.747	17.246	17.263	11.624							



INT. ADAC Kartrennen Ampfing

Lapchart

X30 SENIOR

Ampfing 1,063 Km

Super Heat Group A

12.05.2024 12:35

Race (15 Laps) started at 12:37:29

Competitors	Laps															
	0	1	2	3	4	5	6	7	8	9	10	11	12	13	14	15
Daniel Brozovic (854)	1	854	854	854	854	854	854	854	854	854	854	854	854	854	854	854
Daniel Guinchart (810)	2	810	810	810	810	810	810	810	895	895	895	895	895	895	895	895
Kevin Wagner (844)	3	844	844	844	844	844	844	895	810	810	810	810	810	810	810	810
Marc Gerstenkorn (864)	4	864	864	815	895	895	895	895	844	844	844	844	844	844	844	844
Moritz Wolber (815)	5	815	815	895	815	815	815	815	815	815	815	815	815	815	815	815
Phil Colin Strenge (895)	6	895	895	887	887	887	887	887	887	887	887	887	887	887	887	887
Marco Pislör (907)	7	907	887	864	864	876	876	876	876	812	812	812	812	812	812	812
Jarno Wiese (835)	8	835	907	812	876	864	864	812	812	876	876	876	876	876	876	876
Torben Gröndahl (887)	9	887	876	876	907	907	812	864	907	907	907	907	907	907	907	907
Cemil Bayyati (876)	10	876	812	907	821	812	907	907	864	833	833	904	904	904	904	809
Rocco Curcio (812)	11	812	821	821	812	833	833	833	833	904	904	833	809	809	809	904
Tobias Feeser (904)	12	904	904	904	904	904	904	904	864	864	809	833	833	833	833	833
Manuel Wagner (821)	13	821	833	833	833	808	808	808	808	808	809	864	808	808	808	808
Felix Maurer (820)	14	820	835	808	808	821	809	809	809	809	808	808	864	864	864	864
Jannik Remmert (833)	15	833	808	835	835	835	821	821	821	821	821	821	821	821	821	821
Eric Wess (808)	16	808	820	843	809	809	835	835	835	835	835	835	835	835	835	835
Matti Klasen (855)	17	855	843	820	855	855	843	843	843	843	843	843	843	843	843	843
Julius Berthold (827)	18	827	809	809	843	843	820	820	820	820	820	820	820	820	820	820
Luis Simon (843)	19	843	827	827	872	820	855	855	855	855	855	855	855	855	855	855
Luis Esser (809)	20	809	855	855	814	814	814	814	814	814	814	814	814	814	814	814
Maximilian Engelstädter (817)	21	817	872	872	820	827	827	827	827	827	827	827	872	872	872	872
Tobias Burgstahler (872)	22	872	817	814	827	817	817	817	872	872	872	872	827	827	817	817
Nina Aptsiauri (814)	23	814	814	817	817	872	872	872	817	817	817	817	817	817	827	827



**X30 SENIOR**
**Super Heat Group B**

Track length: 1.063 Km

Race Started: 13:02:26

Best Lap by: 822 - Elia Weiss - 44.384

Rank	#	Driver	Nat	Sponsor Entrant	Nat	License E-License	Make	laps	T. Time Diff	Best Lap	Penalty	Points
1	0	Nando Weixelbaumer	AUT	Valier Motorsport	DEU	ITEJK2078 KBF39300	Energy/IAME/Komet	15	11:11.618	44.531		75
2	2	Elia Weiss	DEU	DSK e.V. Ja zum Motorsport SIM-ON	DEU	ITG38504 KBF39246	Kosmic/IAME/Komet	15	11:11.898 0.280	44.384		69
3	-1	Niklas Hirsch	DEU	MSC Langenfeld e. V. im ADAC SIM-ON	DEU	ITF39320 KBF39246	Kosmic/IAME/Komet	15	11:12.592 0.974	44.423		63
4	2	Carl Luthardt	DEU	TB Racing Team	DEU	ITE 37029 KBF38262	KR/IAME/Komet	15	11:14.411 2.793	44.578		57
5	3	Max Ohsenbrink	DEU	KSL Racing Team	DEU	ITE18670 KBF1304585	Alonso/IAME/Komet	15	11:15.405 3.787	44.761		51
6	-3	Jason Bralic	NLD	SIM-ON	DEU	ITG46957 KBF39246	Kosmic/IAME/Komet	15	11:15.540 3.922	44.693		48
7	7	Moritz Fischer	DEU	ADAC Pfalz e.V. DUTT MOTORSP. by FENSTER.COM	LUX	NKA26409 IBLK867	Tony Kart/IAME/Komet	15	11:19.889 8.271	44.716		45
8	-3	Max Hezel	DEU	ADAC Hessen-Thüringen e.V. CV Performance Group	DEU	ITF38265 BIF38321	KR/IAME/Komet	15	11:20.883 9.265	44.606	+ 5 sec	42
9	4	Lutz Ohsenbrink	DEU	KSL Racing Team	DEU	ITE40759 KBF1304585	Alonso/IAME/Komet	15	11:21.267 9.649	44.705		39
10	-3	Davin Singer	DEU	ADAC Südbaden e.V. CV Performance Group	DEU	ITE 23384 BIF38321	KR/IAME/Komet	15	11:22.069 10.451	44.912		36
11	-2	Jan Waibel	DEU	ADAC Mittelrhein e.V. VDB Kart Racing	DEU	NKA12495 KBF10478	Tony Kart/IAME/Komet	15	11:22.918 11.300	44.908		34
12	5	Luka Koullen	NLD	PCH Racing	DEU	NKA50483 BIF39956	LN/IAME/Komet	15	11:23.283 11.665	44.787		32
13	8	Karl Schmiederer	DEU	RS-Motorsport	DEU	ITE39775 KBF40372	CRG/IAME/Komet	15	11:23.753 12.135	44.787		30
14	-4	Leonard Hocker	DEU	RS-Motorsport	DEU	NKA22440 KBF40372	CRG/IAME/Komet	15	11:24.894 13.276	44.773		28
15	4	Hawk Baylaan White	GBR	AT Motorsport	DEU	ITE40903 BIC38996	Exprit/IAME/Komet	15	11:25.595 13.977	44.894		26
16	0	Matthy Vandebroek	DEU	VDB Kart Racing	DEU	ITE 11491 KBF10478	Tony Kart/IAME/Komet	15	11:25.882 14.264	44.716	+ 5 sec	24
17	-2	Noel Honguero	DEU	VDB Kart Racing	DEU	NKA39248 KBF10478	Tony Kart/IAME/Komet	15	11:26.192 14.574	44.968		22
18	-6	Jacob Trost	DEU	ADAC Hessen-Thüringen e.V. DUTT MOTORSPORT by FENSTER.COM	LUX	NKA41233 IDCK867	Tony Kart/IAME/Komet	15	11:28.923 17.305	44.955		20
19	-8	Maxim Haroutounian	NLD	Keijzer Falcon Racing Team	NLD	ITE49031 IBL12132	Falcon/IAME/Komet	15	11:30.754 19.136	44.871		18
20	0	Devin Leon Ucar	DEU	ADAC Pfalz e.V. Sezal Ucar	DEU	ITF40418 EBK4018	Tony Kart /IAME/Komet	15	11:31.716 20.098	45.053	+ 5 sec	17
21	-3	Louïs Schütze	DEU	RF Racing	DEU	ITE 17941 KBF41358	KR/IAME/Komet	15	11:33.201 21.583	45.159	+ 5 sec	16


**Not classified**

DNS	816	Elias Schorneck	DEU	VDB Kart Racing	DEU	ITE40538 KBF10478	Tony Kart/IAME/Komet	0	DNS			14
-----	-----	-----------------	-----	-----------------	-----	----------------------	----------------------	---	-----	--	--	----

**Announcements**

# 888,818,853,830 + 5 sec front fairing

 Timekeeper  
M.Riehmers




 Race Director  
H.Seidel



Page 1/1

These results are provisional until the conclusion of any judicial and technical matters!

Printed: 12.05.2024 / 13:26



INT. ADAC Kartrennen Ampfing

X30 SENIOR

Ampfing 1,063 Km

Super Heat Group B

12.05.2024 13:00

Race (15 Laps) started at 13:02:26

Lap	Time of Day	Lap Tm	Diff	S1 Tm	S2 Tm	S3 Tm	Lap	Time of Day	Lap Tm	Diff	S1 Tm	S2 Tm	S3 Tm
<b>(802) Nando Weixelbaumer</b>							5	13:06:14.103	<b>44.778</b>	+0.017	<b>16.720</b>	16.868	11.190
1	13:03:13.099	<b>46.205</b>	+1.674	17.523	17.318	11.364	6	13:06:58.891	<b>44.788</b>	+0.027	16.766	16.820	11.202
2	13:03:58.426	<b>45.327</b>	+0.796	17.033	16.991	11.303	7	13:07:43.750	<b>44.859</b>	+0.098	16.756	<b>16.793</b>	11.310
3	13:04:43.213	<b>44.787</b>	+0.256	16.845	16.751	11.191	8	13:08:28.516	<b>44.766</b>	+0.005	16.748	16.817	11.201
4	13:05:27.795	<b>44.582</b>	+0.051	16.761	16.727	<b>11.094</b>	9	13:09:13.285	<b>44.769</b>	+0.008	16.749	16.807	11.213
5	13:06:12.356	<b>44.561</b>	+0.030	16.703	16.715	11.143	10	13:09:58.149	<b>44.864</b>	+0.103	16.759	16.854	11.251
6	13:06:56.921	<b>44.565</b>	+0.034	16.669	16.740	11.156	11	13:10:42.910	<b>44.761</b>		16.733	16.822	11.206
7	13:07:41.648	<b>44.727</b>	+0.196	16.742	16.786	11.199	12	13:11:27.739	<b>44.829</b>	+0.068	16.792	16.858	<b>11.179</b>
8	13:08:26.276	<b>44.628</b>	+0.097	16.767	16.706	11.155	13	13:12:12.667	<b>44.928</b>	+0.167	16.792	16.840	11.296
9	13:09:10.808	<b>44.532</b>	+0.001	16.668	16.697	11.167	14	13:12:57.436	<b>44.769</b>	+0.008	16.752	16.817	11.200
10	13:09:55.497	<b>44.689</b>	+0.158	16.708	<b>16.638</b>	11.343	15	13:13:42.299	<b>44.863</b>	+0.102	16.798	16.812	11.253
11	13:10:40.134	<b>44.637</b>	+0.106	16.731	16.747	11.159	<b>(823) Jason Bralic</b>						
12	13:11:24.787	<b>44.663</b>	+0.122	16.680	16.749	11.224	1	13:03:14.943	<b>47.668</b>	+2.975	18.920	17.384	11.364
13	13:12:09.324	<b>44.537</b>	+0.006	16.698	16.674	11.165	2	13:04:00.146	<b>45.203</b>	+0.510	16.905	17.035	11.263
14	13:12:53.855	<b>44.531</b>		<b>16.661</b>	16.657	11.213	3	13:04:45.069	<b>44.923</b>	+0.230	16.833	16.840	11.250
15	13:13:38.512	<b>44.657</b>	+0.126	16.712	16.710	11.235	4	13:05:29.858	<b>44.789</b>	+0.096	16.715	16.839	11.235
<b>(822) Elia Weiss</b>							5	13:06:14.587	<b>44.729</b>	+0.036	16.741	16.788	11.200
1	13:03:13.732	<b>46.756</b>	+2.372	17.764	17.374	11.618	6	13:06:59.296	<b>44.709</b>	+0.016	<b>16.669</b>	<b>16.743</b>	11.297
2	13:03:59.314	<b>45.582</b>	+1.198	16.981	16.972	11.629	7	13:07:43.989	<b>44.693</b>		16.718	16.746	11.229
3	13:04:44.224	<b>44.910</b>	+0.526	16.843	16.846	11.221	8	13:08:28.744	<b>44.755</b>	+0.062	16.744	16.783	11.228
4	13:05:29.174	<b>44.950</b>	+0.566	16.627	16.792	11.531	9	13:09:13.497	<b>44.753</b>	+0.060	16.724	16.796	11.233
5	13:06:13.653	<b>44.479</b>	+0.095	16.619	16.748	11.112	10	13:09:58.344	<b>44.847</b>	+0.154	16.785	16.845	11.217
6	13:06:58.227	<b>44.574</b>	+0.190	16.611	16.833	11.130	11	13:10:43.092	<b>44.748</b>	+0.055	16.738	16.811	11.199
7	13:07:42.791	<b>44.564</b>	+0.180	16.659	16.708	11.197	12	13:11:28.004	<b>44.912</b>	+0.219	16.796	16.849	11.267
8	13:08:27.319	<b>44.528</b>	+0.144	16.643	16.748	11.137	13	13:12:12.919	<b>44.915</b>	+0.222	16.785	16.820	11.310
9	13:09:11.907	<b>44.588</b>	+0.204	16.653	16.806	11.129	14	13:12:57.681	<b>44.762</b>	+0.069	16.746	16.862	<b>11.154</b>
10	13:09:56.394	<b>44.487</b>	+0.103	16.584	16.743	11.160	15	13:13:42.434	<b>44.753</b>	+0.060	16.755	16.805	11.193
11	13:10:40.858	<b>44.464</b>	+0.080	16.614	<b>16.695</b>	11.155	<b>(806) Moritz Fischer</b>						
12	13:11:25.388	<b>44.530</b>	+0.146	16.588	16.710	11.232	1	13:03:16.709	<b>47.713</b>	+2.997	18.934	17.251	11.528
13	13:12:09.772	<b>44.334</b>		<b>16.554</b>	16.695	11.135	2	13:04:02.215	<b>46.506</b>	+1.790	17.674	17.332	11.500
14	13:12:54.247	<b>44.475</b>	+0.091	16.618	16.747	<b>11.110</b>	3	13:04:47.184	<b>44.969</b>	+0.253	16.990	<b>16.754</b>	11.225
15	13:13:38.792	<b>44.545</b>	+0.161	16.650	16.722	11.173	4	13:05:32.199	<b>45.015</b>	+0.299	16.885	16.843	11.287
<b>(877) Niklas Hirsch</b>							5	13:06:17.345	<b>45.146</b>	+0.430	16.862	17.045	11.239
1	13:03:14.088	<b>46.925</b>	+2.502	18.426	17.151	11.348	6	13:07:02.194	<b>44.849</b>	+0.133	<b>16.722</b>	16.789	11.338
2	13:03:59.183	<b>45.095</b>	+0.672	16.868	16.923	11.304	7	13:07:47.607	<b>45.413</b>	+0.697	16.873	16.784	11.756
3	13:04:43.895	<b>44.712</b>	+0.289	16.764	16.767	11.181	8	13:08:32.592	<b>44.985</b>	+0.269	16.992	16.773	11.220
4	13:05:28.849	<b>44.954</b>	+0.531	16.750	16.754	11.450	9	13:09:17.308	<b>44.716</b>		16.806	16.778	<b>11.132</b>
5	13:06:13.272	<b>44.423</b>		16.643	<b>16.657</b>	<b>11.123</b>	10	13:10:02.190	<b>44.882</b>	+0.166	16.915	16.767	11.200
6	13:06:58.441	<b>45.169</b>	+0.746	16.744	16.929	11.496	11	13:10:47.101	<b>44.911</b>	+0.195	16.835	16.808	11.268
7	13:07:43.166	<b>44.725</b>	+0.302	16.702	16.838	11.185	12	13:11:32.074	<b>44.973</b>	+0.257	16.880	16.757	11.336
8	13:08:27.728	<b>44.562</b>	+0.139	16.654	16.712	11.196	13	13:12:16.921	<b>44.847</b>	+0.131	16.864	16.802	11.181
9	13:09:12.287	<b>44.559</b>	+0.136	16.562	16.868	11.129	14	13:13:01.828	<b>44.907</b>	+0.191	16.861	16.846	11.200
10	13:09:56.758	<b>44.471</b>	+0.048	16.616	16.728	11.127	15	13:13:46.783	<b>44.955</b>	+0.239	16.905	16.799	11.251
11	13:10:41.366	<b>44.608</b>	+0.185	16.595	16.863	11.150	<b>(830) Max Hezel</b>						
12	13:11:25.986	<b>44.620</b>	+0.197	16.566	16.897	11.157	1	13:03:14.487	<b>47.117</b>	+2.511	18.595	17.256	11.266
13	13:12:10.542	<b>44.556</b>	+0.133	16.640	16.733	11.183	2	13:04:00.989	<b>46.502</b>	+1.896	17.054	17.997	11.451
14	13:12:55.047	<b>44.505</b>	+0.082	16.603	16.716	11.186	3	13:04:46.041	<b>45.052</b>	+0.446	16.956	16.731	11.365
15	13:13:39.486	<b>44.439</b>	+0.016	<b>16.556</b>	16.748	11.135	4	13:05:30.832	<b>44.791</b>	+0.185	16.759	16.753	11.279
<b>(885) Carl Luthardt</b>							5	13:06:15.561	<b>44.729</b>	+0.123	16.735	16.733	11.261
1	13:03:13.555	<b>46.448</b>	+1.870	17.897	17.229	11.322	6	13:07:00.181	<b>44.620</b>	+0.014	16.685	16.693	11.242
2	13:03:58.738	<b>45.183</b>	+0.605	16.992	16.955	11.236	7	13:07:44.978	<b>44.797</b>	+0.191	16.750	16.720	11.327
3	13:04:43.596	<b>44.858</b>	+0.280	16.891	16.811	11.156	8	13:08:29.717	<b>44.739</b>	+0.133	16.775	<b>16.647</b>	11.317
4	13:05:28.383	<b>44.787</b>	+0.209	16.791	16.866	11.130	9	13:09:14.371	<b>44.654</b>	+0.048	16.706	16.723	11.225
5	13:06:13.081	<b>44.698</b>	+0.120	16.822	16.750	11.126	10	13:09:58.977	<b>44.606</b>		<b>16.683</b>	16.747	<b>11.176</b>
6	13:06:57.914	<b>44.833</b>	+0.255	16.725	16.955	11.153	11	13:10:43.692	<b>44.715</b>	+0.109	16.718	16.804	11.193
7	13:07:42.544	<b>44.630</b>	+0.052	16.746	16.726	11.158	12	13:11:28.496	<b>44.804</b>	+0.198	16.758	16.817	11.229
8	13:08:27.122	<b>44.578</b>		16.728	<b>16.697</b>	11.153	13	13:12:13.207	<b>44.711</b>	+0.105	16.701	16.742	11.268
9	13:09:12.361	<b>45.239</b>	+0.661	<b>16.691</b>	17.186	11.362	14	13:12:57.900	<b>44.693</b>	+0.087	16.698	16.784	11.211
10	13:09:57.334	<b>44.973</b>	+0.395	16.764	16.959	11.250	15	13:13:42.777	<b>44.877</b>	+0.271	16.751	16.786	11.340
11	13:10:42.247	<b>44.913</b>	+0.335	16.854	16.791	11.268	<b>(829) Lutz Ohsenbrink</b>						
12	13:11:26.969	<b>44.722</b>	+0.144	16.785	16.822	<b>11.115</b>	1	13:03:16.319	<b>47.910</b>	+3.205	19.126	17.304	11.480
13	13:12:11.732	<b>44.763</b>	+0.185	16.746	16.875	11.142	2	13:04:03.487	<b>47.168</b>	+2.463	17.467	18.099	11.602
14	13:12:56.504	<b>44.772</b>	+0.194	16.758	16.797	11.217	3	13:04:48.714	<b>45.227</b>	+0.522	17.166	16.790	11.271
15	13:13:41.305	<b>44.801</b>	+0.223	16.795	16.855	11.151	4	13:05:34.069	<b>45.855</b>	+0.650	16.832	17.159	11.364
<b>(836) Max Ohsenbrink</b>							5	13:06:18.884	<b>44.815</b>	+0.110	16.867	<b>16.741</b>	<b>11.207</b>
1	13:03:14.218	<b>47.024</b>	+2.263	18.549	17.158	11.317	6	13:07:03.611	<b>44.727</b>	+0.022	<b>16.665</b>	16.793	11.269
2	13:03:59.398	<b>45.180</b>	+0.419	16.879	17.004	11.297	7	13:07:48.823	<b>45.212</b>	+0.507	16.965	16.985	11.262
3	13:04:44.463	<b>45.065</b>	+0.304	16.941	16.907	11.217	8	13:08:33.593	<b>44.770</b>	+0.065	16.787	16.776	11.207
4	13:05:29.325	<b>44.862</b>	+0.101	16.726	16.894	11.242	9	13:09:18.421	<b>44.828</b>	+0.123	16.706	16.877	11.245
							10	13:10:03.395	<b>44.974</b>	+0.269	16.892	16.830	11.252

Orbits





INT. ADAC Kartrennen Ampfing

X30 SENIOR

Ampfing 1,063 Km

Super Heat Group B

12.05.2024 13:00

Race (15 Laps) started at 13:02:26

Lap	Time of Day	Lap Tm	Diff	S1 Tm	S2 Tm	S3 Tm
11	13:10:48.100	<b>44.705</b>		16.680	16.766	11.259
12	13:11:33.144	<b>45.044</b>	+0.339	16.787	16.895	11.362
13	13:12:18.610	<b>45.466</b>	+0.761	17.217	17.020	11.229
14	13:13:03.386	<b>44.776</b>	+0.071	16.753	16.776	11.247
15	13:13:48.161	<b>44.775</b>	+0.070	16.695	16.786	11.294

(884) Davin Singer

1	13:03:15.448	<b>47.716</b>	+2.804	19.001	17.279	11.436
2	13:04:01.419	<b>45.971</b>	+1.059	17.400	17.206	11.365
3	13:04:46.834	<b>45.415</b>	+0.503	17.077	17.047	11.291
4	13:05:31.862	<b>45.028</b>	+0.116	16.812	16.999	<b>11.217</b>
5	13:06:16.774	<b>44.912</b>		16.805	<b>16.871</b>	11.236
6	13:07:01.827	<b>45.053</b>	+0.141	<b>16.763</b>	16.984	11.316
7	13:07:46.877	<b>45.050</b>	+0.138	16.766	16.998	11.286
8	13:08:31.904	<b>45.027</b>	+0.115	16.793	16.954	11.280
9	13:09:16.991	<b>45.087</b>	+0.175	16.868	16.949	11.270
10	13:10:01.968	<b>44.977</b>	+0.065	16.764	16.939	11.274
11	13:10:47.229	<b>45.261</b>	+0.349	16.874	17.158	11.229
12	13:11:33.057	<b>45.828</b>	+0.916	16.906	17.354	11.568
13	13:12:18.688	<b>45.631</b>	+0.719	17.137	17.047	11.447
14	13:13:03.942	<b>45.254</b>	+0.342	16.969	16.969	11.316
15	13:13:48.963	<b>45.021</b>	+0.109	16.815	16.970	11.236

(845) Jan Waibel

1	13:03:16.537	<b>48.671</b>	+3.763	19.912	17.290	11.469
2	13:04:02.796	<b>46.259</b>	+1.351	17.339	17.595	11.325
3	13:04:48.094	<b>45.298</b>	+0.890	17.119	16.943	11.236
4	13:05:33.092	<b>44.998</b>	+0.090	16.881	16.804	11.313
5	13:06:18.129	<b>45.037</b>	+0.129	16.874	16.846	11.317
6	13:07:03.145	<b>45.016</b>	+0.108	16.878	16.928	11.210
7	13:07:49.035	<b>45.890</b>	+0.982	17.114	17.139	11.637
8	13:08:34.166	<b>45.131</b>	+0.223	17.041	16.846	11.244
9	13:09:19.108	<b>44.942</b>	+0.034	16.886	16.863	<b>11.193</b>
10	13:10:04.016	<b>44.908</b>		16.806	16.798	11.204
11	13:10:48.926	<b>44.910</b>	+0.002	<b>16.842</b>	16.834	11.234
12	13:11:33.873	<b>44.947</b>	+0.039	16.872	16.877	11.198
13	13:12:19.602	<b>45.729</b>	+0.821	16.897	17.207	11.625
14	13:13:04.850	<b>45.248</b>	+0.340	17.067	<b>16.780</b>	11.401
15	13:13:49.812	<b>44.962</b>	+0.054	16.873	16.789	11.300

(891) Luka Koullon

1	13:03:16.820	<b>48.187</b>	+3.400	19.331	17.355	11.501
2	13:04:03.387	<b>46.567</b>	+1.780	17.193	17.720	11.654
3	13:04:48.437	<b>45.050</b>	+0.263	17.072	16.820	11.158
4	13:05:33.671	<b>45.234</b>	+0.447	16.866	17.106	11.262
5	13:06:18.458	<b>44.787</b>		<b>16.778</b>	<b>16.792</b>	11.217
6	13:07:03.404	<b>44.946</b>	+0.159	16.810	16.807	11.329
7	13:07:48.353	<b>44.949</b>	+0.162	16.974	16.833	11.142
8	13:08:33.306	<b>44.963</b>	+0.166	16.855	16.831	11.267
9	13:09:18.294	<b>44.988</b>	+0.201	16.843	16.845	11.300
10	13:10:03.576	<b>45.282</b>	+0.495	17.199	16.950	<b>11.133</b>
11	13:10:48.468	<b>44.892</b>	+0.105	16.893	16.855	11.144
12	13:11:33.483	<b>45.015</b>	+0.228	16.829	16.931	11.255
13	13:12:19.728	<b>46.245</b>	+1.458	17.120	17.486	11.639
14	13:13:05.048	<b>45.320</b>	+0.533	17.164	16.862	11.294
15	13:13:50.177	<b>45.129</b>	+0.342	16.940	16.953	11.236

(811) Karl Schmiederer

1	13:03:16.972	<b>47.835</b>	+3.048	19.031	17.375	11.429
2	13:04:03.645	<b>46.673</b>	+1.886	17.209	17.865	11.599
3	13:04:48.989	<b>45.344</b>	+0.557	17.202	16.843	11.299
4	13:05:34.242	<b>45.253</b>	+0.466	16.879	16.974	11.400
5	13:06:19.679	<b>45.437</b>	+0.650	17.092	17.042	11.303
6	13:07:04.699	<b>45.020</b>	+0.233	16.828	16.926	11.266
7	13:07:49.486	<b>44.787</b>		16.772	16.822	11.193
8	13:08:34.934	<b>45.448</b>	+0.661	17.297	16.882	11.269
9	13:09:19.805	<b>44.871</b>	+0.084	16.792	16.882	11.197
10	13:10:04.635	<b>44.890</b>	+0.043	16.851	<b>16.774</b>	11.205
11	13:10:49.447	<b>44.812</b>	+0.025	<b>16.764</b>	16.808	11.240
12	13:11:34.277	<b>44.830</b>	+0.043	16.795	16.867	<b>11.168</b>
13	13:12:19.827	<b>45.560</b>	+0.763	16.802	17.168	11.580
14	13:13:05.545	<b>45.718</b>	+0.931	17.242	17.154	11.322
15	13:13:50.647	<b>45.102</b>	+0.315	16.829	16.856	11.417

(890) Leonard Hocker

1	13:03:14.292	<b>47.016</b>	+2.243	18.063	17.262	11.691
2	13:04:06.870	<b>52.578</b>	+7.805	17.095	23.633	11.850
3	13:04:52.278	<b>45.408</b>	+0.635	17.096	17.020	11.292
4	13:05:37.283	<b>45.005</b>	+0.232	16.756	16.923	11.326
5	13:06:22.109	<b>44.826</b>	+0.053	16.733	<b>16.805</b>	11.288
6	13:07:07.011	<b>44.902</b>	+0.129	16.728	16.923	11.251
7	13:07:51.878	<b>44.867</b>	+0.094	16.788	16.812	11.267
8	13:08:37.105	<b>45.227</b>	+0.454	16.915	16.947	11.365
9	13:09:22.168	<b>45.063</b>	+0.290	16.723	16.977	11.363
10	13:10:07.256	<b>45.088</b>	+0.315	16.750	17.035	11.303
11	13:10:52.176	<b>44.920</b>	+0.147	16.704	17.061	<b>11.155</b>
12	13:11:37.221	<b>45.045</b>	+0.272	16.814	16.925	11.306
13	13:12:21.994	<b>44.773</b>		<b>16.682</b>	16.817	<b>11.274</b>
14	13:13:06.832	<b>44.838</b>	+0.065	16.729	16.861	11.248
15	13:13:51.788	<b>44.956</b>	+0.183	16.740	16.862	11.354

(898) Hawk Baylaan White

1	13:03:18.045	<b>49.037</b>	+4.143	19.616	17.954	11.467
2	13:04:04.416	<b>46.371</b>	+1.477	17.353	17.253	11.765
3	13:04:49.800	<b>45.384</b>	+0.490	17.002	17.080	11.302
4	13:05:35.069	<b>45.269</b>	+0.375	16.944	16.964	11.361
5	13:06:20.385	<b>45.316</b>	+0.422	16.820	17.190	11.306
6	13:07:05.804	<b>45.419</b>	+0.525	16.865	17.092	11.462
7	13:07:51.245	<b>45.441</b>	+0.547	16.950	<b>16.890</b>	11.661
8	13:08:36.520	<b>45.275</b>	+0.381	16.912	16.934	11.429
9	13:09:21.820	<b>45.300</b>	+0.406	16.762	17.177	11.361
10	13:10:06.946	<b>45.126</b>	+0.232	16.946	16.943	11.237
11	13:10:51.882	<b>44.936</b>	+0.042	16.834	16.886	<b>11.216</b>
12	13:11:37.451	<b>45.569</b>	+0.675	17.307	16.886	11.376
13	13:12:22.471	<b>45.020</b>	+0.126	16.826	16.957	11.237
14	13:13:07.595	<b>45.124</b>	+0.230	16.792	16.982	11.350
15	13:13:52.489	<b>44.894</b>		<b>16.721</b>	16.897	11.276

(818) Matthy Vandebroek

1	13:03:15.900	<b>47.815</b>	+3.099	19.011	17.320	11.484
2	13:04:02.292	<b>46.392</b>	+1.676	17.495	17.133	11.764
3	13:04:47.363	<b>45.071</b>	+0.355	17.144	16.715	11.212
4	13:05:32.361	<b>44.998</b>	+0.282	17.036	16.759	11.203
5	13:06:17.077	<b>44.716</b>		16.805	16.717	11.194
6	13:07:02.027	<b>44.950</b>	+0.234	<b>16.695</b>	16.842	11.413
7	13:07:47.485	<b>45.458</b>	+0.742	16.806	16.871	11.781
8	13:08:32.786	<b>45.301</b>	+0.585	17.265	16.806	11.230
9	13:09:17.581	<b>44.795</b>	+0.079	16.840	16.779	<b>11.176</b>
10	13:10:02.494	<b>44.913</b>	+0.197	16.791	16.905	11.317
11	13:10:47.541	<b>45.047</b>	+0.331	16.772	16.934	11.341
12	13:11:32.928	<b>45.387</b>	+0.671	16.791	17.061	11.535
13	13:12:18.091	<b>45.163</b>	+0.447	17.095	16.773	11.295
14	13:13:02.883	<b>44.792</b>	+0.076	16.798	<b>16.696</b>	11.298
15	13:13:47.776	<b>44.893</b>	+0.177	16.800	16.815	11.278

(824) Noel Honguero

1	13:03:17.790	<b>49.263</b>	+4.295	19.934	17.527	11.802
2	13:04:03.946	<b>46.156</b>	+1.188	17.145	17.259	11.752
3	13:04:49.309	<b>45.363</b>	+0.395	17.083	16.943	11.337
4	13:05:34.355	<b>45.046</b>	+0.078	16.899	<b>16.766</b>	11.381
5	13:06:20.169	<b>45.814</b>	+0.846	17.184	17.363	<b>11.267</b>
6	13:07:05.584	<b>45.415</b>	+0.447	16.826	17.091	11.498
7	13:07:50.844	<b>45.260</b>	+0.292	17.003	16.822	11.435
8	13:08:35.905	<b>45.061</b>	+0.093	16.847	16.884	11.330
9	13:09:21.615	<b>45.710</b>	+0.742	16.944	17.293	11.473
10	13:10:07.527	<b>45.912</b>	+0.944	16.988	17.490	11.434
11	13:10:52.495	<b>44.968</b>		<b>16.815</b>	16.877	11.276
12	13:11:37.803	<b>45.308</b>	+0.340	16.941	16.961	11.406
13	13:12:22.817	<b>45.014</b>	+0.046	16.893	16.810	11.311
14	13:13:07.867	<b>45.050</b>	+0.082	16.865	16.887	11.298
15	13:13:53.086	<b>45.219</b>	+0.251	16.903	16.907	11.409

(881) Jacob Trost

1	13:03:15.595	<b>48.067</b>	+3.112	18.930	17.433	11.704
2	13:04:01.249	<b>45.654</b>	+0.699	17.139	17.098	11.417
3	13:04:46.917	<b>45.668</b>	+0.713	17.156	17.024	11.488
4	13:05:32.924	<b>46.007</b>	+1.052	17.271	17.319	11.417
5	13:06:17.879	<b>44.955</b>				

INT. ADAC Kartrennen Ampfing

X30 SENIOR

Ampfing 1,063 Km

Super Heat Group B

12.05.2024 13:00

Race (15 Laps) started at 13:02:26

Lap	Time of Day	Lap Tm	Diff	S1 Tm	S2 Tm	S3 Tm	Lap	Time of Day	Lap Tm	Diff	S1 Tm	S2 Tm	S3 Tm
6	13:07:03.022	45.143	+0.188	16.775	17.007	11.361							
7	13:07:49.157	46.135	+1.180	17.661	17.142	11.332							
8	13:08:35.571	46.414	+1.459	17.794	17.199	11.421							
9	13:09:22.419	46.848	+1.893	17.052	18.070	11.726							
10	13:10:08.488	46.069	+1.114	17.395	17.272	11.402							
11	13:10:54.292	45.804	+0.849	17.278	17.117	11.409							
12	13:11:39.663	45.371	+0.416	17.036	16.977	11.358							
13	13:12:24.902	45.239	+0.284	16.837	16.943	11.459							
14	13:13:10.223	45.321	+0.366	16.894	16.953	11.474							
15	13:13:55.817	45.594	+0.639	16.970	17.111	11.513							

(905) Maxim Haroutounian

1	13:03:26.909	46.725	+1.854	17.760	17.393	11.572
2	13:04:12.449	45.540	+0.669	17.184	16.965	11.391
3	13:04:57.763	45.314	+0.443	17.120	16.845	11.349
4	13:05:42.923	45.160	+0.289	17.004	16.852	11.304
5	13:06:27.980	45.057	+0.186	16.967	16.888	11.202
6	13:07:12.996	45.016	+0.145	16.957	16.834	11.225
7	13:07:58.001	45.005	+0.134	16.987	16.800	11.218
8	13:08:43.015	45.014	+0.143	16.916	16.819	11.279
9	13:09:28.033	45.018	+0.147	16.962	16.813	11.243
10	13:10:12.937	44.904	+0.033	16.953	16.778	11.173
11	13:10:57.808	44.871		16.904	16.747	11.220
12	13:11:42.799	44.991	+0.120	16.947	16.826	11.218
13	13:12:27.766	44.967	+0.096	16.927	16.803	11.237
14	13:13:12.761	44.995	+0.124	16.946	16.770	11.279
15	13:13:57.648	44.887	+0.016	16.794	16.787	11.306

(853) Devin Leon Ucar

1	13:03:17.882	49.503	+4.450	20.311	17.478	11.714
2	13:04:04.225	46.343	+1.290	17.280	17.165	11.898
3	13:04:49.533	45.308	+0.265	16.992	16.980	11.336
4	13:05:34.620	45.087	+0.034	16.893	16.911	11.283
5	13:06:19.895	45.275	+0.222	17.071	16.826	11.378
6	13:07:05.993	46.098	+1.045	16.858	17.695	11.545
7	13:07:51.693	45.700	+0.647	17.081	17.000	11.619
8	13:08:37.287	45.594	+0.541	17.352	16.924	11.318
9	13:09:22.491	45.204	+0.151	16.810	16.961	11.433
10	13:10:07.816	45.325	+0.272	17.131	16.932	11.262
11	13:10:52.891	45.075	+0.022	16.895	16.892	11.288
12	13:11:37.944	45.053		16.888	16.955	11.210
13	13:12:23.197	45.253	+0.200	16.970	16.967	11.316
14	13:13:08.346	45.149	+0.096	16.924	16.940	11.285
15	13:13:53.610	45.264	+0.211	16.956	16.977	11.331

(888) Louis Schütze

1	13:03:16.097	47.811	+2.652	19.016	17.335	11.460
2	13:04:02.400	46.303	+1.144	17.506	17.387	11.410
3	13:04:47.976	45.576	+0.417	17.268	16.947	11.361
4	13:05:34.162	46.186	+1.027	17.161	17.453	11.572
5	13:06:19.424	45.262	+0.103	17.038	16.911	11.313
6	13:07:05.785	46.361	+1.202	16.942	17.601	11.818
7	13:07:51.661	45.876	+0.717	17.179	16.957	11.740
8	13:08:37.538	45.877	+0.718	17.375	17.178	11.324
9	13:09:22.697	45.159		16.862	16.946	11.351
10	13:10:08.586	45.889	+0.730	17.140	17.348	11.401
11	13:10:54.031	45.445	+0.286	16.960	17.152	11.333
12	13:11:39.373	45.342	+0.183	16.959	17.028	11.355
13	13:12:24.622	45.249	+0.090	16.922	16.923	11.404
14	13:13:09.840	45.218	+0.059	16.863	16.994	11.361
15	13:13:55.095	45.255	+0.096	16.976	16.926	11.353

INT. ADAC Kartrennen Ampfing

Lapchart

X30 SENIOR


Ampfing 1,063 Km

Super Heat Group B

12.05.2024 13:00

Race (15 Laps) started at 13:02:26

Competitors	Laps															
	0	1	2	3	4	5	6	7	8	9	10	11	12	13	14	15
Nando Weixelbaumer (802)	1	802	802	802	802	802	802	802	802	802	802	802	802	802	802	802
Elia Weiss (822)	2	822	885	885	885	885	885	885	885	885	822	822	822	822	822	822
Carl Luthardt (885)	3	885	822	877	877	877	877	822	822	822	877	877	877	877	877	877
Niklas Hirsch (877)	4	877	877	822	822	822	822	877	877	877	885	885	885	885	885	885
Max Ohsenbrink (836)	5	836	836	836	836	836	836	836	836	836	836	836	836	836	836	836
Jason Bralic (823)	6	823	890	823	823	823	823	823	823	823	823	823	823	823	823	823
Leonard Hocker (890)	7	890	830	830	830	830	830	830	830	830	830	830	830	830	830	830
Max Hezel (830)	8	830	823	881	884	884	884	884	884	884	884	884	806	806	806	806
Jacob Trost (881)	9	881	884	884	881	806	818	818	818	806	806	806	884	818	818	818
Davin Singer (884)	10	884	881	806	806	818	806	806	806	818	818	818	818	884	829	829
Jan Waibel (845)	11	845	806	818	818	881	881	881	891	891	891	891	829	829	829	884
Moritz Fischer (806)	12	806	818	888	888	845	845	845	829	829	829	891	891	891	845	845
Matthy Vandebroek (818)	13	818	888	845	845	891	891	891	845	845	845	845	845	845	891	891
Louis Schütze (888)	14	888	829	891	891	829	829	829	881	811	811	811	811	811	811	811
Devin Leon Ucar (853)	15	853	845	829	829	888	888	811	811	881	824	898	898	890	890	890
Lutz Ohsenbrink (829)	16	829	891	811	811	811	811	824	824	824	898	890	890	898	898	898
Noel Honguero (824)	17	824	811	824	824	824	853	888	898	898	890	824	824	824	824	824
Luka Koullen (891)	18	891	824	853	853	853	824	898	888	890	881	853	853	853	853	853
Hawk Baylaan White (898)	19	898	853	898	898	898	898	853	853	853	853	881	888	888	888	888
Karl Schmiederer (811)	20	811	898	890	890	890	890	890	890	888	888	888	881	881	881	881
Maxim Haroutounian (905)	21	905	905	905	905	905	905	905	905	905	905	905	905	905	905	905
-	22															



**DKM Round 2**
**X30 Senioren**
**Ampfing**
**Final Intermediate Classification**

Pos.	No.	Firstname	Lastname	Nat.		Sponsor	QP	Total							
				Dri	Entrant			Ent	Make	PTS	BC	AC	AB	SHA	SHB
1	802	Nando	Weixelbaumer	AUT	Valier Motorsport	DEU	Energy/IAME/Komet	3	166	50	41	--	--	75	
2	854	Daniel	Brozovic	DEU	TR Motorsport	DEU	OTK/IAME/Komet	2	160	41	--	44	75	--	
3	810	Daniel	Guinchard	GBR	SFR Motorsport	GBR	KR/IAME/Komet	5	157	44	--	50	63	--	
4	895	Phil Colin	Streng	DEU	Ebert Motorsport	DEU	LN/IAME/Komet	ADAC Württemberg e.V.	1	140	--	50	21	69	--
5	877	Niklas	Hirsch	DEU	SIM-ON	DEU	Kosmic/IAME/Komet	MSC Langenfeld e. V. im ADA	9	137	38	36	--	--	63
6	822	Elia	Weiss	DEU	SIM-ON	DEU	Kosmic/IAME/Komet	DSK e.V. Ja zum Motorsport	7	136	--	44	23	--	69
7	844	Kevin	Wagner	DEU	Valier Motorsport	DEU	Energy/IAME/Komet	MSC-Langenfeld e. V. im ADA	13	127	--	32	38	57	--
8	823	Jason	Bralic	NLD	SIM-ON	DEU	Kosmic/IAME/Komet		10	119	--	30	41	--	48
9	885	Carl	Luthardt	DEU	TB Racing Team	DEU	KR/IAME/Komet		12	119	28	34	--	--	57
10	887	Torben	Gröndahl	DEU	CV Performance Group	DEU	KR/IAME/Komet	MSC Groß Dölln e.V. im ADAC	18	107	32	27	--	48	--
11	830	Max	Hezel	DEU	CV Performance Group	DEU	KR/IAME/Komet	ADAC Hessen-Thüringen e.V.	6	106	36	28	--	--	42
12	815	Moritz	Wolber	DEU	NEES RACING	DEU	Maranello/IAME/Komet	ADAC Südbaden e.V.	14	102	19	--	32	51	--
13	836	Max	Ohsenbrink	DEU	KSL Racing Team	DEU	Alonso/IAME/Komet		22	101	--	25	25	--	51
14	812	Rocco	Curcio	DEU	Valier Motorsport	DEU	Energy/IAME/Komet		15	93	26	22	--	45	--
15	864	Marc	Gerstenkorn	CHE	Kartshop Ampfing	DEU	Drago Corse/IAME/Komet		8	92	30	--	34	28	--
16	835	Jarno	Wiese	DEU	VDB Kart Racing	DEU	OTK/IAME/Komet		4	89	--	38	27	24	--
17	884	Davin	Singer	DEU	CV Performance Group	DEU	KR/IAME/Komet	ADAC Südbaden e.V.	19	88	--	24	28	--	36
18	876	Cemil	Bayyati	DEU	Dörr Motorsport	DEU	KR/IAME/Komet		16	85	--	13	30	42	--
19	907	Marco	Pislor	DEU	RS Motorsport	DEU	CRG/IAME/Komet		17	84	9	--	36	39	--
20	845	Jan	Waibel	DEU	VDB Kart Racing	DEU	Tony Kart/IAME/Komet	ADAC Mittelrhein e.V.	26	81	23	--	24	--	34
21	806	Moritz	Fischer	DEU	DUTT MOTORSPORT by FENSTER.COM	LUX	Tony Kart/IAME/Komet	ADAC Pfalz e.V.	27	81	22	14	--	--	45
22	829	Lutz	Ohsenbrink	DEU	KSL Racing Team	DEU	Alonso/IAME/Komet		24	79	14	26	--	--	39
23	904	Tobias	Feeser	DEU	Sonja Feeser	DEU	KR/IAME/Komet		33	78	25	19	--	34	--
24	890	Leonard	Hocker	DEU	RS-Motorsport	DEU	CRG/IAME/Komet		21	73	27	18	--	--	28
25	833	Jannik	Remmert	DEU	VDB Kart Racing	DEU	Tony Kart/IAME/Komet		31	68	--	23	13	32	--
26	821	Manuel	Wagner	DEU	RS-Motorsport	DEU	CRG/IAME/Komet		34	64	--	21	17	26	--
27	808	Eric	Wess	DEU	Kartshop Ampfing	DEU	Drago Corse/IAME/Komet		37	64	--	8	26	30	--
28	809	Luis	Esser	DEU	RMW Motorsport	DEU	OTK/IAME/Komet		20	63	7	--	20	36	--
29	891	Luka	Koullen	NLD	PCH Racing	DEU	LN/IAME/Komet		35	63	17	--	14	--	32
30	881	Jacob	Trost	DEU	DUTT MOTORSPORT by FENSTER.COM	LUX	Tony Kart/IAME/Komet	ADAC Hessen-Thüringen e.V.	32	62	20	--	22	--	20
31	905	Maxim	Haroutounian	NLD	Falcon Racing Team	NLD	Falcon/IAME/Komet	Keijzer	36	62	24	20	--	--	18
32	820	Felix	Maurer	DEU	DUTT MOTORSPORT by FENSTER.COM	LUX	Tony Kart/IAME/Komet		11	61	34	--	7	20	--
33	824	Noel	Honguero	DEU	VDB Kart Racing	DEU	Tony Kart/IAME/Komet		38	57	16	--	19	--	22
34	818	Matthy	Vandebroek	DEU	VDB Kart Racing	DEU	Tony Kart/IAME/Komet		29	56	21	--	11	--	24
35	898	Hawk Baylaan	White	GBR	AT Motorsport	DEU	Exprit/IAME/Komet		25	53	--	9	18	--	26
36	811	Karl	Schmiederer	DEU	RS-Motorsport	DEU	CRG/IAME/Komet		40	53	--	15	8	--	30
<b>Not qualified for Final from position 37</b>															
37	855	Matti	Klasen	DEU	RMW Motorsport	DEU	Tony Kart/IAME/Komet	DSK e.V. Ja zum Motorsport	41	48	18	--	12	18	--
38	843	Luis	Simon	DEU	PCH Racing	DEU	LN/IAME/Komet		43	48	--	10	16	22	--
39	827	Julius	Berthold	DEU	TB Racing Team	DEU	KR/IAME/Komet		39	47	15	17	--	15	--
40	888	Louis	Schütze	DEU	RF Racing	DEU	KR/IAME/Komet		30	44	12	16	--	--	16
41	853	Devin Leon	Ucar	DEU	Sezai Ucar	DEU	Tony Kart /IAME/Komet	ADAC Pfalz e.V.	42	42	13	12	--	--	17
42	872	Tobias	Burgstahler	DEU	Stern Motorsport	DEU	KR/IAME/Komet	ADAC Württemberg e.V.	44	42	10	--	15	17	--
43	817	Maximilian	Engelstädter	DEU	Dörr Motorsport	DEU	KR/IAME/Komet		28	36	--	11	9	16	--
44	816	Elias	Schorneck	DEU	VDB Kart Racing	DEU	Tony Kart/IAME/Komet		23	32	8	--	10	--	14
45	814	Nina	Aptsiauri	GEO	CRG Deutschland	DEU	CRG/IAME/Komet		45	32	11	7	--	14	--

Announcements: These results are provisional until the conclusion of any judicial and technical matters

Race Director Horst Seidel:



Timekeeping M. Riehmers:



Printed: 12.05.2024 13:30

Posted at: h





DKM Round 2			Track:	Ampfing	Edition 1		
Class: X30 Senioren			Heat:	Final			
Date/Time: 21.04.2024 17:10			Laps:	17 lap			
Hawk Baylaan White	<b>898</b>	Exprit/IAME/Komet	18	Karl Schmiederer	<b>811</b>	CRG/IAME/Komet	
	35					36	
Noel Honguero	<b>824</b>	Kart/IAME/Komet	17	Matthy Vandebroek	<b>818</b>	Kart/IAME/Komet	
	33					34	
Maxim Haroutounian	<b>905</b>	Falcon/IAME/Komet	16	Felix Maurer	<b>820</b>	Kart/IAME/Komet	
	31					32	
Luka Koullen	<b>891</b>	LN/IAME/Komet	15	Jacob Trost	<b>881</b>	Kart/IAME/Komet	
	29					30	
Eric Wess	<b>808</b>	Corse/IAME/Komet	14	Luis Esser	<b>809</b>	OTK/IAME/Komet	
	27					28	
Jannik Remmert	<b>833</b>	Kart/IAME/Komet	13	Manuel Wagner	<b>821</b>	CRG/IAME/Komet	
	25					26	
Tobias Feeser	<b>904</b>	KR/IAME/Komet	12	Leonard Hocker	<b>890</b>	CRG/IAME/Komet	
	23					24	
Moritz Fischer	<b>806</b>	Kart/IAME/Komet	11	Lutz Ohsenbrink	<b>829</b>	Alonso/IAME/Komet	
	21					22	
Marco Pislor	<b>907</b>	CRG/IAME/Komet	10	Jan Waibel	<b>845</b>	Kart/IAME/Komet	
	19					20	
Davin Singer	<b>884</b>	KR/IAME/Komet	9	Cemil Bayyati	<b>876</b>	KR/IAME/Komet	
	17					18	
Marc Gerstenkorn	<b>864</b>	Corse/IAME/Komet	8	Jarno Wiese	<b>835</b>	OTK/IAME/Komet	
	15					16	
Max Ohsenbrink	<b>836</b>	Alonso/IAME/Komet	7	Rocco Curcio	<b>812</b>	Energy/IAME/Komet	
	13					14	
Max Hezel	<b>830</b>	KR/IAME/Komet	6	Moritz Wolber	<b>815</b>	Maranello/IAME/Komet	
	11					12	
Carl Luthardt	<b>885</b>	KR/IAME/Komet	5	Torben Gründahl	<b>887</b>	KR/IAME/Komet	
	9					10	
Kevin Wagner	<b>844</b>	Energy/IAME/Komet	4	Jason Bralic	<b>823</b>	Kosmic/IAME/Komet	
	7					8	
Niklas Hirsch	<b>877</b>	Kosmic/IAME/Komet	3	Elia Weiss	<b>822</b>	Kosmic/IAME/Komet	
	5					6	
Daniel Guinchard	<b>810</b>	KR/IAME/Komet	2	Phil Colin Strenge	<b>895</b>	LN/IAME/Komet	
	3					4	
Nando Weixelbaumer	<b>802</b>	Energy/IAME/Komet	1	Daniel Brozovic	<b>854</b>	OTK/IAME/Komet	
	1					2	

Pole Position

printed 12.05.2024 13:30



**X30 SENIOR**

**Super Heat Group B Revision 2**

Track length: 1.063 Km

Race Started: 13:02:26

Best Lap by: 822 - Elia Weiss - 44.384

Rank	#	Driver	Nat	Sponsor Entrant	Nat	License E-License	Make	laps	T. Time Diff	Best Lap	Penalty	Points
1	0	Nando Weixelbaumer	AUT	Valier Motorsport	DEU	ITEJK2078 KBF39300	Energy/IAME/Komet	15	11:11.618	44.531		75
2	2	Elia Weiss	DEU	DSK e.V. Ja zum Motorsport SIM-ON	DEU	ITG38504 KBF39246	Kosmic/IAME/Komet	15	11:11.898 0.280	44.384		69
3	-1	Niklas Hirsch	DEU	MSC Langenfeld e. V. im ADAC SIM-ON	DEU	ITF39320 KBF39246	Kosmic/IAME/Komet	15	11:12.592 0.974	44.423		63
4	2	Carl Luthardt	DEU	TB Racing Team	DEU	ITE 37029 KBF38262	KR/IAME/Komet	15	11:14.411 2.793	44.578		57
5	3	Max Ohsenbrink	DEU	KSL Racing Team	DEU	ITE18670 KBF1304585	Alonso/IAME/Komet	15	11:15.405 3.787	44.761		51
6	-3	Jason Bralic	NLD	SIM-ON	DEU	ITG46957 KBF39246	Kosmic/IAME/Komet	15	11:15.540 3.922	44.693		48
7	7	Moritz Fischer	DEU	ADAC Pfalz e.V. DUTT MOTORSP. by FENSTER.COM	LUX	NKA26409 IBLK867	Tony Kart/IAME/Komet	15	11:19.889 8.271	44.716		45
8	-3	Max Hezel	DEU	ADAC Hessen-Thüringen e.V. CV Performance Group	DEU	ITF38265 BIF38321	KR/IAME/Komet	15	11:20.883 9.265	44.606	+ 5 sec	42
9	4	Lutz Ohsenbrink	DEU	KSL Racing Team	DEU	ITE40759 KBF1304585	Alonso/IAME/Komet	15	11:21.267 9.649	44.705		39
10	-3	Davin Singer	DEU	ADAC Südbaden e.V. CV Performance Group	DEU	ITE 23384 BIF38321	KR/IAME/Komet	15	11:22.069 10.451	44.912		36
11	-2	Jan Waibel	DEU	ADAC Mittelrhein e.V. VDB Kart Racing	DEU	NKA12495 KBF10478	Tony Kart/IAME/Komet	15	11:22.918 11.300	44.908		34
12	5	Luka Koullen	NLD	PCH Racing	DEU	NKA50483 BIF39956	LN/IAME/Komet	15	11:23.283 11.665	44.787		32
13	8	Karl Schmiederer	DEU	RS-Motorsport	DEU	ITE39775 KBF40372	CRG/IAME/Komet	15	11:23.753 12.135	44.787		30
14	-4	Leonard Hocker	DEU	RS-Motorsport	DEU	NKA22440 KBF40372	CRG/IAME/Komet	15	11:24.894 13.276	44.773		28
15	4	Hawk Baylaan White	GBR	AT Motorsport	DEU	ITE40903 BIC38996	Exprit/IAME/Komet	15	11:25.595 13.977	44.894		26
16	0	Matthy Vandebroek	DEU	VDB Kart Racing	DEU	ITE 11491 KBF10478	Tony Kart/IAME/Komet	15	11:25.882 14.264	44.716	+ 5 sec	24
17	-2	Noel Honguero	DEU	VDB Kart Racing	DEU	NKA39248 KBF10478	Tony Kart/IAME/Komet	15	11:26.192 14.574	44.968		22
18	-7	Maxim Haroutounian	NLD	Keijzer Falcon Racing Team	NLD	ITE49031 IBL12132	Falcon/IAME/Komet	15	11:30.754 19.136	44.871		20
19	1	Devin Leon Ucar	DEU	ADAC Pfalz e.V. Sezal Ucar	DEU	ITF40418 EBK4018	Tony Kart /IAME/Komet	15	11:31.716 20.098	45.053	+ 5 sec	18
20	-2	Louis Schütze	DEU	RF Racing	DEU	ITE 17941 KBF41358	KR/IAME/Komet	15	11:33.201 21.583	45.159	+ 5 sec	17

**Not classified**


DNS	816	Elias Schorneck	DEU	VDB Kart Racing	DEU	ITE40538 KBF10478	Tony Kart/IAME/Komet	0	DNS			15
DSQ	881	Jacob Trost	DEU	ADAC Hessen-Thüringen e.V. DUTT MOTORSPORT by FENSTER.COM	LUX	NKA41233 IDCK867	Tony Kart/IAME/Komet	15	DSQ	44.955		10

**Announcements**

# 888,818,853,830 + 5 sec front fairing

# 881 DQ Steward

Timekeeper  
M.Riehmers




Race Director  
H.Seidel



Page 1/1

These results are provisional until the conclusion of any judicial and technical matters!

Printed: 12.05.2024 / 14:50

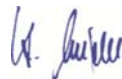


**DKM Round 2**
**X30 Senioren**
**Ampfing**
**Final Intermediate Classification Revision 2**

Pos. No.	Firstname	Lastname	Nat.		Nat.		Sponsor	QP	Total PTS	B C	A C	A B	S H A	S H B	
			Dri	Entrant	Ent	Make									
1	802	Nando	Weixelbaumer	AUT	Valier Motorsport	DEU	Energy/IAME/Komet	3	166	50	41	--	--	75	
2	854	Daniel	Brozovic	DEU	TR Motorsport	DEU	OTK/IAME/Komet	2	160	41	--	44	75	--	
3	810	Daniel	Guinchard	GBR	SFR Motorsport	GBR	KR/IAME/Komet	5	157	44	--	50	63	--	
4	895	Phil Colin	Streng	DEU	Ebert Motorsport	DEU	LN/IAME/Komet	ADAC Württemberg e.V.	1	140	--	50	21	69	--
5	877	Niklas	Hirsch	DEU	SIM-ON	DEU	Kosmic/IAME/Komet	MSC Langenfeld e. V. im ADA	9	137	38	36	--	--	63
6	822	Elia	Weiss	DEU	SIM-ON	DEU	Kosmic/IAME/Komet	DSK e.V. Ja zum Motorsport	7	136	--	44	23	--	69
7	844	Kevin	Wagner	DEU	Valier Motorsport	DEU	Energy/IAME/Komet	MSC-Langenfeld e. V. im ADA	13	127	--	32	38	57	--
8	823	Jason	Bralic	NLD	SIM-ON	DEU	Kosmic/IAME/Komet		10	119	--	30	41	--	48
9	885	Carl	Luthardt	DEU	TB Racing Team	DEU	KR/IAME/Komet		12	119	28	34	--	--	57
10	887	Torben	Gröndahl	DEU	CV Performance Group	DEU	KR/IAME/Komet	MSC Groß Dölln e.V. im ADAC	18	107	32	27	--	48	--
11	830	Max	Hezel	DEU	CV Performance Group	DEU	KR/IAME/Komet	ADAC Hessen-Thüringen e.V.	6	106	36	28	--	--	42
12	815	Moritz	Wolber	DEU	NEES RACING	DEU	Maranello/IAME/Komet	ADAC Südbaden e.V.	14	102	19	--	32	51	--
13	836	Max	Ohsenbrink	DEU	KSL Racing Team	DEU	Alonso/IAME/Komet		22	101	--	25	25	--	51
14	812	Rocco	Curcio	DEU	Valier Motorsport	DEU	Energy/IAME/Komet		15	93	26	22	--	45	--
15	864	Marc	Gerstenkorn	CHE	Kartshop Ampfing	DEU	Drago Corse/IAME/Komet		8	92	30	--	34	28	--
16	835	Jarno	Wiese	DEU	VDB Kart Racing	DEU	OTK/IAME/Komet		4	89	--	38	27	24	--
17	884	Davin	Singer	DEU	CV Performance Group	DEU	KR/IAME/Komet	ADAC Südbaden e.V.	19	88	--	24	28	--	36
18	876	Cemil	Bayyati	DEU	Dörr Motorsport	DEU	KR/IAME/Komet		16	85	--	13	30	42	--
19	907	Marco	Pislor	DEU	RS Motorsport	DEU	CRG/IAME/Komet		17	84	9	--	36	39	--
20	845	Jan	Waibel	DEU	VDB Kart Racing	DEU	Tony Kart/IAME/Komet	ADAC Mittelrhein e.V.	26	81	23	--	24	--	34
21	806	Moritz	Fischer	DEU	DUTT MOTORSPORT by FENSTER.COM	LUX	Tony Kart/IAME/Komet	ADAC Pfalz e.V.	27	81	22	14	--	--	45
22	829	Lutz	Ohsenbrink	DEU	KSL Racing Team	DEU	Alonso/IAME/Komet		24	79	14	26	--	--	39
23	904	Tobias	Feeser	DEU	Sonja Feeser	DEU	KR/IAME/Komet		33	78	25	19	--	34	--
24	890	Leonard	Hocker	DEU	RS-Motorsport	DEU	CRG/IAME/Komet		21	73	27	18	--	--	28
25	833	Jannik	Remmert	DEU	VDB Kart Racing	DEU	Tony Kart/IAME/Komet		31	68	--	23	13	32	--
26	821	Manuel	Wagner	DEU	RS-Motorsport	DEU	CRG/IAME/Komet		34	64	--	21	17	26	--
27	905	Maxim	Haroutounian	NLD	Falcon Racing Team	NLD	Falcon/IAME/Komet	Keijzer	36	64	24	20	--	--	20
28	808	Eric	Wess	DEU	Kartshop Ampfing	DEU	Drago Corse/IAME/Komet		37	64	--	8	26	30	--
29	809	Luis	Esser	DEU	RMW Motorsport	DEU	OTK/IAME/Komet		20	63	7	--	20	36	--
30	891	Luka	Koullen	NLD	PCH Racing	DEU	LN/IAME/Komet		35	63	17	--	14	--	32
31	820	Felix	Maurer	DEU	DUTT MOTORSPORT by FENSTER.com	LUX	Tony Kart/IAME/Komet		11	61	34	--	7	20	--
32	824	Noel	Honguero	DEU	VDB Kart Racing	DEU	Tony Kart/IAME/Komet		38	57	16	--	19	--	22
33	818	Matthy	Vandebroek	DEU	VDB Kart Racing	DEU	Tony Kart/IAME/Komet		29	56	21	--	11	--	24
34	898	Hawk Baylaan	White	GBR	AT Motorsport	DEU	Expriit/IAME/Komet		25	53	--	9	18	--	26
35	811	Karl	Schmiederer	DEU	RS-Motorsport	DEU	CRG/IAME/Komet		40	53	--	15	8	--	30
36	881	Jacob	Trost	DEU	DUTT MOTORSPORT by FENSTER.COM	LUX	Tony Kart/IAME/Komet	ADAC Hessen-Thüringen e.V.	32	52	20	--	22	--	10
<b>Not qualified for Final from position 37</b>															
37	855	Matti	Klasen	DEU	RMW Motorsport	DEU	Tony Kart/IAME/Komet	DSK e.V. Ja zum Motorsport	41	48	18	--	12	18	--
38	843	Luis	Simon	DEU	PCH Racing	DEU	LN/IAME/Komet		43	48	--	10	16	22	--
39	827	Julius	Berthold	DEU	TB Racing Team	DEU	KR/IAME/Komet		39	47	15	17	--	15	--
40	888	Louis	Schütze	DEU	RF Racing	DEU	KR/IAME/Komet		30	45	12	16	--	--	17
41	853	Devin Leon	Ucar	DEU	Sezai Ucar	DEU	Tony Kart /IAME/Komet	ADAC Pfalz e.V.	42	43	13	12	--	--	18
42	872	Tobias	Burgstahler	DEU	Stern Motorsport	DEU	KR/IAME/Komet	ADAC Württemberg e.V.	44	42	10	--	15	17	--
43	817	Maximilian	Engelstädter	DEU	Dörr Motorsport	DEU	KR/IAME/Komet		28	36	--	11	9	16	--
44	816	Elias	Schorneck	DEU	VDB Kart Racing	DEU	Tony Kart/IAME/Komet		23	33	8	--	10	--	15
45	814	Nina	Aptsiauri	GEO	CRG Deutschland	DEU	CRG/IAME/Komet		45	32	11	7	--	14	--

Announcements: These results are provisional until the conclusion of any judicial and technical matters

Race Director Horst Seidel:



Timekeeping M. Riehmers:



Printed: 12.05.2024 14:33

Posted at: h





**DKM Round 2**

**X30 Senioren**

**Ampfing**

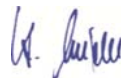
**Ranking after Heats**

Pos. No.	Firstname	Lastname	Nat.		Nat.		Sponsor	Total					
			Dri	Entrant	Ent	Make		QP	PTS	B-C	A-C	A-B	SHA

**Announcements:**

----- These results are provisional until the conclusion of any judicial and technical matters -----

Race Director Horst Seidel:



Timekeeping M. Riehmers:



Printed: 12.05.2024 14:33

Posted at: h





Drucken  
Ranking nach Heats  
und



DKM Round 2			Track:	Ampfing	Edition 2		
Class: X30 Senioren			Heat:	Final			
Date/Time: 21.04.2024 17:10			Laps:	17 lap			
Karl Schmiederer	<b>811</b>	CRG/IAME/Komet	18	Jacob Trost	<b>881</b>	Kart/IAME/Komet	
	35					36	
Matthy Vandebroek	<b>818</b>	Kart/IAME/Komet	17	Hawk Baylaan White	<b>898</b>	Exprit/IAME/Komet	
	33					34	
Felix Maurer	<b>820</b>	Kart/IAME/Komet	16	Noel Honguero	<b>824</b>	Kart/IAME/Komet	
	31					32	
Luis Esser	<b>809</b>	OTK/IAME/Komet	15	Luka Koullen	<b>891</b>	LN/IAME/Komet	
	29					30	
Maxim Haroutounian	<b>905</b>	Falcon/IAME/Komet	14	Eric Wess	<b>808</b>	Corse/IAME/Komet	
	27					28	
Jannik Remmert	<b>833</b>	Kart/IAME/Komet	13	Manuel Wagner	<b>821</b>	CRG/IAME/Komet	
	25					26	
Tobias Feeser	<b>904</b>	KR/IAME/Komet	12	Leonard Hocker	<b>890</b>	CRG/IAME/Komet	
	23					24	
Moritz Fischer	<b>806</b>	Kart/IAME/Komet	11	Lutz Ohsenbrink	<b>829</b>	Alonso/IAME/Komet	
	21					22	
Marco Pislor	<b>907</b>	CRG/IAME/Komet	10	Jan Waibel	<b>845</b>	Kart/IAME/Komet	
	19					20	
Davin Singer	<b>884</b>	KR/IAME/Komet	9	Cemil Bayyati	<b>876</b>	KR/IAME/Komet	
	17					18	
Marc Gerstenkorn	<b>864</b>	Corse/IAME/Komet	8	Jarno Wiese	<b>835</b>	OTK/IAME/Komet	
	15					16	
Max Ohsenbrink	<b>836</b>	Alonso/IAME/Komet	7	Rocco Curcio	<b>812</b>	Energy/IAME/Komet	
	13					14	
Max Hezel	<b>830</b>	KR/IAME/Komet	6	Moritz Wolber	<b>815</b>	Maranello/IAME/Komet	
	11					12	
Carl Luthardt	<b>885</b>	KR/IAME/Komet	5	Torben Gründahl	<b>887</b>	KR/IAME/Komet	
	9					10	
Kevin Wagner	<b>844</b>	Energy/IAME/Komet	4	Jason Bralic	<b>823</b>	Kosmic/IAME/Komet	
	7					8	
Niklas Hirsch	<b>877</b>	Kosmic/IAME/Komet	3	Elia Weiss	<b>822</b>	Kosmic/IAME/Komet	
	5					6	
Daniel Guinchard	<b>810</b>	KR/IAME/Komet	2	Phil Colin Streng	<b>895</b>	LN/IAME/Komet	
	3					4	
Nando Weixelbaumer	<b>802</b>	Energy/IAME/Komet	1	Daniel Brozovic	<b>854</b>	OTK/IAME/Komet	
	1					2	

Pole Position

printed 12.05.2024 14:33

### X30 SENIOR

### Final

Track length: 1.063 Km

Race Started: 17:45:06

Best Lap by: 895 - Phil Colin Strenge - 44,040

Rank	#	Driver	Nat	Sponsor Entrant	Nat	License E-License	Make	laps	T. Time Diff	Best Lap	Penalty	Points
1	5	822 Elia Weiss	DEU	DSK e.V. Ja zum Motorsport SIM-ON	DEU	ITG38504 KBF39246	Kosmic/IAME/Komet	17	12:36.754	44.162		50
2	2	895 Phil Colin Strenge	DEU	ADAC Württemberg e.V. Ebert Motorsport	DEU	ITE42785 EL38528	LN/IAME/Komet	17	12:36.848 0.094	44.040		44
3	0	810 Daniel Guinchard	GBR	SFR Motorsport	GBR	ITC-C292117 IBL368379	KR/IAME/Komet	17	12:38.741 1.987	44.197		38
4	4	823 Jason Bralic	NLD	SIM-ON	DEU	ITG46957 KBF39246	Kosmic/IAME/Komet	17	12:41.648 4.894	44.261		34
5	0	877 Niklas Hirsch	DEU	MSC Langenfeld e. V. im ADAC SIM-ON	DEU	ITF39320 KBF39246	Kosmic/IAME/Komet	17	12:42.693 5.939	44.169		30
6	4	887 Torben Gröndahl	DEU	MSC Groß Dölln e.V. im ADAC CV Performance Group	DEU	ITC-C14120 BIF38321	KR/IAME/Komet	17	12:43.367 6.613	44.402		26
7	2	885 Carl Luthardt	DEU	TB Racing Team	DEU	ITE 37029 KBF38262	KR/IAME/Komet	17	12:43.883 7.129	44.387		22
8	3	830 Max Hezel	DEU	ADAC Hessen-Thüringen e.V. CV Performance Group	DEU	ITF38265 BIF38321	KR/IAME/Komet	17	12:44.322 7.568	44.385		18
9	13	829 Lutz Ohsenbrink	DEU	KSL Racing Team	DEU	ITE40759 KBF1304585	Alonso/IAME/Komet	17	12:44.503 7.749	44.308		14
10	3	836 Max Ohsenbrink	DEU	KSL Racing Team	DEU	ITE18670 KBF1304585	Alonso/IAME/Komet	17	12:44.927 8.173	44.483		10
11	1	815 Moritz Wolber	DEU	ADAC Südbaden e.V. NEES RACING	DEU	NKA16641 BIF17863	Maranello/IAME/Komet	17	12:45.404 8.650	44.271		8
12	-10	854 Daniel Brozovic	DEU	TR Motorsport	DEU	ITE 42036 KBF23400	OTK/IAME/Komet	17	12:45.911 9.157	44.422		6
13	5	876 Cemil Bayyati	DEU	Dörr Motorsport	DEU	ITG15366 BIF38420	KR/IAME/Komet	17	12:46.325 9.571	44.420		4
14	0	812 Rocco Curcio	DEU	Valier Motorsport	DEU	ITE29607 KBF15727	Energy/IAME/Komet	17	12:48.439 11.685	44.790		2
15	9	890 Leonard Hocker	DEU	RS-Motorsport	DEU	NKA22440 KBF40372	CRG/IAME/Komet	17	12:48.587 11.833	44.501		1
16	-9	844 Kevin Wagner	DEU	MSC-Langenfeld e. V. im ADAC Valier Motorsport	DEU	ITE 11828 KBF39300	Energy/IAME/Komet	17	12:49.384 12.630	44.627		0
17	0	884 Davin Singer	DEU	ADAC Südbaden e.V. CV Performance Group	DEU	ITE 23384 BIF38321	KR/IAME/Komet	17	12:49.624 12.870	44.600		0
18	1	907 Marco Pislor	DEU	RS Motorsport	DEU	ITE 39019 KBF10332	CRG/IAME/Komet	17	12:51.675 14.921	44.559		0
19	4	904 Tobias Feeser	DEU	Sonja Feeser	DEU	ITE13863 BEK1198789	KR/IAME/Komet	17	12:52.696 15.942	44.652		0
20	10	891 Luka Koullen	NLD	PCH Racing	DEU	NKA50483 BIF39956	LN/IAME/Komet	17	12:53.627 16.873	44.739		0
21	-20	802 Nando Weixelbaumer	AUT	Valier Motorsport	DEU	ITEJK2078 KBF39300	Energy/IAME/Komet	17	12:53.785 17.031	44.218		0
22	-1	806 Moritz Fischer	DEU	ADAC Pfalz e.V. DUTT MOTORSP. by FENSTER.COM	LUX	NKA26409 IBLK867	Tony Kart/IAME/Komet	17	12:55.517 18.763	44.792		0
23	6	809 Luis Esser	DEU	RMW Motorsport	DEU	ITE 11661 KBF39010	OTK/IAME/Komet	17	12:56.078 19.324	44.507	+ 5 sec	0
24	-8	835 Jarno Wiese	DEU	VDB Kart Racing	DEU	ITE 40767 KBF10478	OTK/IAME/Komet	17	12:57.024 20.270	44.600	+ 5 sec	0
25	10	811 Karl Schmiederer	DEU	RS-Motorsport	DEU	ITE39775 KBF40372	CRG/IAME/Komet	17	12:57.255 20.501	44.871		0
26	-6	845 Jan Waibel	DEU	ADAC Mittelrhein e.V. VDB Kart Racing	DEU	NKA12495 KBF10478	Tony Kart/IAME/Komet	17	12:57.380 20.626	44.929		0
27	-2	833 Jannik Remmert	DEU	VDB Kart Racing	DEU	ITE19994 KBF10478	Tony Kart/IAME/Komet	17	12:59.869 23.115	44.638		0
28	-2	821 Manuel Wagner	DEU	RS-Motorsport	DEU	ITE 39259 KBF40372	CRG/IAME/Komet	17	13:00.623 23.869	44.870		0
29	-2	905 Maxim Haroutounian	NLD	Keijzer Falcon Racing Team	NLD	ITE49031 IBL12132	Falcon/IAME/Komet	17	13:00.812 24.058	44.553		0
30	3	818 Matthy Vandebroek	DEU	VDB Kart Racing	DEU	ITE 11491 KBF10478	Tony Kart/IAME/Komet	17	13:00.920 24.166	44.843		0
31	0	820 Felix Maurer	DEU	DUTT MOTORSPORT by FENSTER.com	LUX	NKA41244 IBLK867	Tony Kart/IAME/Komet	17	13:02.137 25.383	44.431		0
32	4	881 Jacob Trost	DEU	ADAC Hessen-Thüringen e.V. DUTT MOTORSPORT by FENSTER.COM	LUX	NKA41233 IDCK867	Tony Kart/IAME/Komet	17	13:02.258 25.504	44.898		0
33	1	898 Hawk Baylaan White	GBR	AT Motorsport	DEU	ITE40903 BIC38996	Exprit/IAME/Komet	17	13:02.500 25.746	44.550	+ 5 sec	0
34	-2	824 Noel Honguero	DEU	VDB Kart Racing	DEU	NKA39248 KBF10478	Tony Kart/IAME/Komet	17	13:02.611 25.857	45.114		0
35	-7	808 Eric Wess	DEU	Kartshop Ampfing	DEU	NKA38485 KBF25142	Drago Corse/IAME/Komet	17	13:11.397 34.643	44.775		0
36	-21	864 Marc Gerstenkorn	CHE	Kartshop Ampfing	DEU	ITF375 BIF25142	Drago Corse/IAME/Komet	15	11:20.507 2 Laps	44.378		0

#### Announcements

# 898,809,835 + 5 sec front fairing


Timekeeper  
M.Riehmers

Race Director  
H.Seidel

Page 1/1

These results are provisional until the conclusion of any judicial and technical matters!

Printed: 12.05.2024 / 18:13



INT. ADAC Kartrennen Ampfing

DSKC - KZ2

Ampfing 1,063 Km

Final

12.05.2024 16:35

Race (23 Laps) started at 16:40:39

Lap	Time of Day	Lap Tm	Diff	S1 Tm	S2 Tm	S3 Tm	Lap	Time of Day	Lap Tm	Diff	S1 Tm	S2 Tm	S3 Tm
(442) Maximilian Schleimer							(428) Lukas Reiböck						
1	16:41:24.179	45.161	+2.867	18.000	16.379	10.782	23	16:57:00.285	42.370	+0.150	15.774	16.030	10.566
2	16:42:07.377	43.198	+0.904	16.126	16.382	10.690	1	16:41:24.915	45.401	+2.984	18.041	16.459	10.901
3	16:42:50.126	42.749	+0.455	15.963	16.216	10.570	2	16:42:08.193	43.278	+0.861	16.159	16.373	10.746
4	16:43:32.741	42.615	+0.321	15.928	16.078	10.609	3	16:42:50.889	42.696	+0.279	15.959	16.114	10.623
5	16:44:15.199	42.458	+0.164	15.820	16.062	10.576	4	16:43:33.580	42.691	+0.274	15.926	16.106	10.659
6	16:44:57.746	42.547	+0.253	15.851	16.031	10.665	5	16:44:16.099	42.519	+0.102	15.862	16.036	10.621
7	16:45:40.138	42.392	+0.098	15.826	16.020	10.546	6	16:44:58.639	42.540	+0.123	15.869	16.072	10.599
8	16:46:22.503	42.365	+0.071	15.847	15.961	10.557	7	16:45:41.122	42.483	+0.066	15.854	15.990	10.639
9	16:47:04.805	42.302	+0.008	15.786	15.969	10.547	8	16:46:23.684	42.562	+0.145	15.889	16.054	10.619
10	16:47:47.218	42.413	+0.119	15.795	15.976	10.642	9	16:47:06.169	42.485	+0.068	15.852	16.060	10.573
11	16:48:29.574	42.356	+0.062	15.781	16.025	10.550	10	16:47:48.676	42.507	+0.090	15.814	16.047	10.646
12	16:49:11.914	42.340	+0.046	15.807	15.963	10.570	11	16:48:31.099	42.423	+0.006	15.816	15.976	10.631
13	16:49:54.334	42.420	+0.126	15.772	15.998	10.650	12	16:49:13.607	42.508	+0.091	15.811	16.036	10.661
14	16:50:36.707	42.373	+0.079	15.781	16.036	10.556	13	16:49:56.138	42.531	+0.114	15.904	16.027	10.600
15	16:51:19.001	42.294		15.710	15.999	10.585	14	16:50:38.627	42.489	+0.072	15.840	16.051	10.598
16	16:52:01.474	42.473	+0.179	15.818	16.017	10.638	15	16:51:21.118	42.491	+0.074	15.823	16.020	10.648
17	16:52:44.103	42.629	+0.335	15.796	16.114	10.719	16	16:52:03.726	42.608	+0.191	15.862	16.078	10.668
18	16:53:26.637	42.534	+0.240	15.809	15.993	10.732	17	16:52:46.279	42.553	+0.136	15.849	16.081	10.623
19	16:54:09.037	42.400	+0.106	15.743	16.025	10.632	18	16:53:29.095	42.816	+0.399	16.113	16.077	10.626
20	16:54:51.371	42.334	+0.040	15.738	15.980	10.616	19	16:54:11.610	42.515	+0.098	15.879	16.002	10.634
21	16:55:33.794	42.423	+0.129	15.823	15.956	10.644	20	16:54:54.027	42.417		15.797	15.998	10.622
22	16:56:16.313	42.519	+0.225	15.807	16.037	10.675	21	16:55:36.673	42.646	+0.229	15.933	16.028	10.685
23	16:56:58.838	42.525	+0.231	15.814	16.027	10.684	22	16:56:19.215	42.542	+0.125	15.884	16.016	10.642
							23	16:57:01.864	42.649	+0.232	15.867	16.166	10.616
(477) Dion van Werven							(423) Claudia Henning						
1	16:41:24.468	45.318	+3.050	18.084	16.418	10.816	1	16:41:25.060	45.426	+3.101	18.139	16.490	10.797
2	16:42:07.732	43.264	+0.996	16.117	16.343	10.804	2	16:42:08.469	43.409	+1.084	16.207	16.350	10.852
3	16:42:50.602	42.870	+0.602	15.942	16.162	10.766	3	16:42:51.230	42.761	+0.436	15.983	16.169	10.609
4	16:43:33.282	42.680	+0.412	15.936	16.087	10.657	4	16:43:33.778	42.548	+0.223	15.875	16.091	10.582
5	16:44:15.816	42.534	+0.266	15.857	16.074	10.603	5	16:44:16.345	42.567	+0.242	15.888	16.107	10.572
6	16:44:58.311	42.495	+0.227	15.861	15.989	10.645	6	16:44:58.928	42.583	+0.258	15.833	16.110	10.640
7	16:45:40.763	42.452	+0.184	15.839	15.976	10.637	7	16:45:41.387	42.459	+0.134	15.823	16.051	10.585
8	16:46:23.261	42.498	+0.230	15.844	15.975	10.679	8	16:46:23.877	42.490	+0.165	15.827	16.062	10.601
9	16:47:05.717	42.456	+0.188	15.836	16.017	10.603	9	16:47:06.439	42.562	+0.237	15.882	16.110	10.570
10	16:47:48.140	42.423	+0.155	15.823	15.951	10.649	10	16:47:48.867	42.428	+0.103	15.798	16.083	10.547
11	16:48:30.551	42.411	+0.143	15.806	15.978	10.627	11	16:48:31.834	42.967	+0.642	15.826	16.049	11.092
12	16:49:12.891	42.340	+0.072	15.771	15.950	10.619	12	16:49:14.631	42.797	+0.472	16.005	16.118	10.674
13	16:49:55.278	42.387	+0.119	15.808	15.996	10.583	13	16:49:57.150	42.519	+0.194	15.836	16.083	10.600
14	16:50:37.714	42.436	+0.168	15.804	16.006	10.626	14	16:50:39.677	42.527	+0.202	15.823	16.059	10.645
15	16:51:20.089	42.375	+0.107	15.753	15.980	10.642	15	16:51:22.192	42.515	+0.190	15.838	16.112	10.565
16	16:52:02.483	42.394	+0.126	15.832	15.925	10.637	16	16:52:04.694	42.502	+0.177	15.789	16.056	10.657
17	16:52:44.854	42.371	+0.103	15.795	15.962	10.614	17	16:52:47.283	42.589	+0.264	15.824	16.042	10.723
18	16:53:27.280	42.426	+0.158	15.775	15.992	10.659	18	16:53:29.818	42.535	+0.210	15.881	16.068	10.586
19	16:54:09.548	42.268		15.789	15.921	10.558	19	16:54:12.143	42.325		15.742	16.032	10.551
20	16:54:51.902	42.354	+0.086	15.744	15.945	10.665	20	16:54:54.517	42.374	+0.049	15.754	16.025	10.595
21	16:55:34.218	42.316	+0.048	15.795	15.933	10.588	21	16:55:36.967	42.450	+0.125	15.759	16.080	10.611
22	16:56:16.821	42.603	+0.335	15.820	16.034	10.749	22	16:56:19.496	42.529	+0.204	15.843	16.066	10.620
23	16:56:59.397	42.576	+0.308	15.839	16.019	10.718	23	16:57:02.081	42.585	+0.260	15.866	16.137	10.582
(431) Simon Rechenmacher							(426) Sjep Kuypers						
1	16:41:26.265	46.105	+3.885	18.681	16.519	10.905	1	16:41:26.705	46.419	+3.918	18.880	16.714	10.825
2	16:42:09.522	43.257	+1.037	16.241	16.201	10.815	2	16:42:10.039	43.334	+0.833	16.259	16.261	10.814
3	16:42:52.488	42.966	+0.746	16.291	16.111	10.564	3	16:42:53.116	43.077	+0.576	16.169	16.260	10.648
4	16:43:34.964	42.476	+0.256	15.883	16.040	10.553	4	16:43:36.054	42.938	+0.437	15.964	16.154	10.820
5	16:44:17.376	42.412	+0.192	15.829	15.978	10.605	5	16:44:18.702	42.648	+0.147	15.875	16.169	10.604
6	16:44:59.653	42.277	+0.057	15.811	15.951	10.515	6	16:45:01.432	42.730	+0.229	15.970	16.081	10.679
7	16:45:41.875	42.222	+0.002	15.738	16.012	10.472	7	16:45:44.074	42.642	+0.141	15.830	16.161	10.651
8	16:46:24.233	42.358	+0.138	15.828	15.986	10.544	8	16:46:26.712	42.638	+0.137	15.852	16.056	10.730
9	16:47:06.626	42.393	+0.173	15.722	16.089	10.582	9	16:47:09.555	42.843	+0.342	15.854	16.151	10.838
10	16:47:49.066	42.440	+0.220	15.811	16.022	10.607	10	16:47:52.333	42.778	+0.277	15.963	16.106	10.709
11	16:48:31.767	42.701	+0.481	15.829	16.067	10.805	11	16:48:34.968	42.635	+0.134	15.865	16.082	10.688
12	16:49:14.124	42.357	+0.137	15.884	15.915	10.558	12	16:49:17.558	42.590	+0.089	15.838	16.071	10.681
13	16:49:56.616	42.492	+0.272	15.839	16.037	10.616	13	16:50:00.219	42.661	+0.160	15.829	16.058	10.774
14	16:50:38.965	42.349	+0.129	15.763	15.979	10.607	14	16:50:42.810	42.591	+0.090	15.866	16.096	10.629
15	16:51:21.348	42.383	+0.163	15.767	15.980	10.636	15	16:51:25.420	42.610	+0.109	15.899	16.016	10.695
16	16:52:03.827	42.479	+0.259	15.806	16.084	10.589	16	16:52:07.921	42.501		15.809	15.975	10.717
17	16:52:46.365	42.538	+0.318	15.940	16.077	10.521	17	16:52:50.527	42.606	+0.105	15.854	16.125	10.627
18	16:53:28.717	42.352	+0.132	15.841	15.928	10.583	18	16:53:33.126	42.699	+0.098	15.924	15.988	10.687
19	16:54:10.952	42.235	+0.015	15.756	15.947	10.532	19	16:54:15.715	42.589	+0.088	15.931	15.978	10.680
20	16:54:53.172	42.220		15.740	15.947	10.533	20	16:54:58.273	42.558	+0.057	15.835	16.089	10.634
21	16:55:35.536	42.364	+0.144	15.775	16.009	10.580	21	16:55:40.834	42.561	+0.060	15.896	16.006	10.659
22	16:56:17.915	42.379	+0.159	15.790	15.987	10.602							

Orbits





INT. ADAC Kartrennen Ampfing

DSKC - KZ2

Ampfing 1,063 Km

Final

12.05.2024 16:35

Race (23 Laps) started at 16:40:39

Lap	Time of Day	Lap Tm	Diff	S1 Tm	S2 Tm	S3 Tm	Lap	Time of Day	Lap Tm	Diff	S1 Tm	S2 Tm	S3 Tm
22	16:56:23.371	<b>42.537</b>	+0.036	15.870	15.999	10.668	21	16:55:42.501	<b>42.713</b>	+0.203	15.976	16.098	10.639
23	16:57:06.015	<b>42.644</b>	+0.143	15.921	16.021	10.702	22	16:56:25.272	<b>42.771</b>	+0.261	15.952	16.122	10.697
							23	16:57:08.136	<b>42.864</b>	+0.354	15.968	16.186	10.710
<b>(468) Rick Hartmann</b>							<b>(407) Anders Elkjaer</b>						
1	16:41:27.004	<b>46.048</b>	+3.516	18.401	16.774	10.873	1	16:41:27.578	<b>46.280</b>	+3.597	18.655	16.634	10.991
2	16:42:10.154	<b>43.150</b>	+0.618	16.204	16.246	10.700	2	16:42:11.027	<b>43.449</b>	+0.766	16.263	16.366	10.820
3	16:42:53.719	<b>43.565</b>	+1.033	16.552	16.276	10.737	3	16:42:54.357	<b>43.330</b>	+0.647	16.166	16.263	10.901
4	16:43:36.455	<b>42.736</b>	+0.204	15.931	16.131	10.674	4	16:43:37.621	<b>43.264</b>	+0.581	16.360	16.159	10.745
5	16:44:19.061	<b>42.606</b>	+0.074	15.857	16.077	10.672	5	16:44:20.564	<b>42.943</b>	+0.260	16.040	16.167	10.736
6	16:45:01.713	<b>42.652</b>	+0.120	15.953	16.080	<b>10.619</b>	6	16:45:03.307	<b>42.743</b>	+0.060	15.981	16.059	10.703
7	16:45:44.386	<b>42.673</b>	+0.141	15.901	16.149	10.623	7	16:45:46.009	<b>42.702</b>	+0.019	15.948	15.999	10.755
8	16:46:26.927	<b>42.541</b>	+0.009	15.876	<b>16.000</b>	10.665	8	16:46:28.692	<b>42.683</b>		<b>15.929</b>	16.079	<b>10.675</b>
9	16:47:09.724	<b>42.797</b>	+0.265	15.855	16.086	10.856	9	16:47:11.442	<b>42.750</b>	+0.067	15.971	16.032	10.747
10	16:47:52.662	<b>42.938</b>	+0.406	15.950	16.355	10.633	10	16:47:54.360	<b>42.918</b>	+0.235	15.983	16.087	10.848
11	16:48:35.233	<b>42.571</b>	+0.039	<b>15.840</b>	16.071	10.660	11	16:48:37.288	<b>42.928</b>	+0.245	16.047	16.094	10.787
12	16:49:17.790	<b>42.557</b>	+0.025	15.852	16.035	10.670	12	16:49:20.189	<b>42.901</b>	+0.218	16.007	16.015	10.879
13	16:50:00.368	<b>42.578</b>	+0.046	15.897	16.053	10.628	13	16:50:03.161	<b>42.972</b>	+0.289	15.994	16.181	10.797
14	16:50:43.054	<b>42.686</b>	+0.154	15.971	16.045	10.670	14	16:50:45.966	<b>42.805</b>	+0.122	16.037	15.998	10.770
15	16:51:25.649	<b>42.595</b>	+0.063	15.919	16.005	10.671	15	16:51:28.737	<b>42.771</b>	+0.088	15.953	16.068	10.750
16	16:52:08.256	<b>42.607</b>	+0.075	15.879	16.078	10.650	16	16:52:11.586	<b>42.849</b>	+0.166	15.962	16.048	10.839
17	16:52:50.935	<b>42.679</b>	+0.147	15.950	16.070	10.659	17	16:52:54.509	<b>42.923</b>	+0.240	16.145	16.006	10.772
18	16:53:33.531	<b>42.596</b>	+0.064	15.878	16.010	10.708	18	16:53:37.399	<b>42.890</b>	+0.207	15.990	16.022	10.878
19	16:54:16.267	<b>42.736</b>	+0.204	16.001	16.049	10.686	19	16:54:20.389	<b>42.990</b>	+0.307	16.187	16.033	10.770
20	16:54:58.799	<b>42.532</b>		15.875	16.021	10.636	20	16:55:03.215	<b>42.826</b>	+0.143	16.027	16.046	10.753
21	16:55:41.435	<b>42.636</b>	+0.104	15.891	16.019	10.726	21	16:55:46.151	<b>42.936</b>	+0.253	16.123	<b>15.976</b>	10.837
22	16:56:24.160	<b>42.725</b>	+0.193	15.900	16.098	10.727	22	16:56:29.064	<b>42.913</b>	+0.230	16.140	16.002	10.771
23	16:57:06.914	<b>42.754</b>	+0.222	15.920	16.142	10.692	23	16:57:12.825	<b>43.761</b>	+1.078	16.554	16.183	11.024
<b>(417) Emanuel Mai</b>							<b>(408) Florian Breitenbach</b>						
1	16:41:27.212	<b>46.537</b>	+4.061	18.958	16.715	10.864	1	16:41:27.878	<b>46.834</b>	+4.280	19.070	16.795	10.969
2	16:42:10.511	<b>43.299</b>	+0.823	16.247	16.307	10.745	2	16:42:11.232	<b>43.354</b>	+0.800	16.317	16.343	10.694
3	16:42:54.068	<b>43.557</b>	+1.081	16.477	16.316	10.764	3	16:42:54.510	<b>43.278</b>	+0.724	16.198	16.255	10.825
4	16:43:36.964	<b>42.896</b>	+0.420	16.020	16.239	10.637	4	16:43:38.483	<b>43.973</b>	+1.419	16.595	16.226	11.152
5	16:44:19.652	<b>42.688</b>	+0.212	15.906	16.149	10.633	5	16:44:21.429	<b>42.946</b>	+0.392	16.127	16.117	10.702
6	16:45:02.327	<b>42.675</b>	+0.199	15.900	16.092	10.683	6	16:45:04.225	<b>42.796</b>	+0.242	15.911	16.214	10.671
7	16:45:44.868	<b>42.541</b>	+0.065	15.879	16.097	<b>10.565</b>	7	16:45:47.036	<b>42.811</b>	+0.257	15.965	16.192	10.654
8	16:46:27.492	<b>42.624</b>	+0.148	15.864	16.105	10.655	8	16:46:29.673	<b>42.637</b>	+0.083	15.881	16.122	10.634
9	16:47:10.097	<b>42.605</b>	+0.129	15.869	16.136	10.600	9	16:47:12.465	<b>42.792</b>	+0.238	15.935	16.223	10.634
10	16:47:53.014	<b>42.917</b>	+0.441	15.904	16.288	10.725	10	16:47:55.172	<b>42.707</b>	+0.153	<b>15.857</b>	16.141	10.709
11	16:48:35.604	<b>42.590</b>	+0.114	15.869	16.070	10.651	11	16:48:37.726	<b>42.554</b>		15.923	<b>15.998</b>	10.633
12	16:49:18.279	<b>42.675</b>	+0.199	15.861	16.122	10.692	12	16:49:20.410	<b>42.684</b>	+0.130	15.885	16.162	10.637
13	16:50:00.786	<b>42.507</b>	+0.031	15.862	<b>16.004</b>	10.641	13	16:50:03.322	<b>42.912</b>	+0.358	15.943	16.258	10.711
14	16:50:43.453	<b>42.667</b>	+0.191	15.899	16.054	10.714	14	16:50:46.156	<b>42.834</b>	+0.280	16.016	16.192	<b>10.626</b>
15	16:51:26.043	<b>42.590</b>	+0.114	15.863	16.044	10.683	15	16:51:28.908	<b>42.752</b>	+0.198	15.928	16.092	10.732
16	16:52:08.670	<b>42.627</b>	+0.151	15.854	16.121	10.652	16	16:52:11.739	<b>42.831</b>	+0.277	15.990	16.117	10.724
17	16:52:51.439	<b>42.769</b>	+0.293	15.848	16.312	10.609	17	16:52:54.788	<b>43.049</b>	+0.495	16.159	16.241	10.649
18	16:53:34.294	<b>42.855</b>	+0.379	15.946	16.106	10.803	18	16:53:37.502	<b>42.714</b>	+0.160	15.912	16.088	10.714
19	16:54:16.883	<b>42.589</b>	+0.113	15.854	16.111	10.624	19	16:54:20.615	<b>43.113</b>	+0.559	16.276	16.187	10.650
20	16:54:59.359	<b>42.476</b>		16.070	10.566		20	16:55:03.379	<b>42.764</b>	+0.210	15.989	16.132	10.643
21	16:55:42.018	<b>42.659</b>	+0.183	15.905	16.092	10.662	21	16:55:46.317	<b>42.938</b>	+0.384	16.137	16.168	10.633
22	16:56:24.683	<b>42.665</b>	+0.189	15.885	16.165	10.615	22	16:56:29.250	<b>42.933</b>	+0.379	16.159	16.095	10.679
23	16:57:07.554	<b>42.871</b>	+0.395	16.013	16.104	10.754	23	16:57:13.008	<b>43.758</b>	+1.204	16.517	16.247	10.994
<b>(437) Felix Wischlitzki</b>							<b>(419) Dominik Reuters</b>						
1	16:41:26.507	<b>46.251</b>	+3.741	18.705	16.651	10.895	1	16:41:28.465	<b>46.804</b>	+4.150	19.142	16.744	10.918
2	16:42:09.750	<b>43.243</b>	+0.733	16.278	16.203	10.762	2	16:42:12.271	<b>43.806</b>	+1.152	16.616	16.309	10.881
3	16:42:54.271	<b>44.521</b>	+2.011	16.684	16.653	11.184	3	16:42:55.984	<b>43.713</b>	+1.059	16.673	16.267	10.773
4	16:43:37.299	<b>43.028</b>	+0.518	16.086	16.215	10.727	4	16:43:39.023	<b>43.039</b>	+0.385	16.021	16.176	10.842
5	16:44:20.043	<b>42.744</b>	+0.234	15.962	16.153	10.629	5	16:44:22.048	<b>43.025</b>	+0.371	16.161	16.218	10.646
6	16:45:02.648	<b>42.605</b>	+0.095	15.889	16.092	10.624	6	16:45:04.831	<b>42.783</b>	+0.129	15.979	16.202	10.602
7	16:45:45.158	<b>42.510</b>		15.861	<b>16.061</b>	<b>10.588</b>	7	16:45:47.568	<b>42.737</b>	+0.083	15.975	16.107	10.655
8	16:46:27.809	<b>42.651</b>	+0.141	15.927	16.085	10.639	8	16:46:30.455	<b>42.887</b>	+0.233	15.916	16.161	10.810
9	16:47:10.534	<b>42.725</b>	+0.215	15.844	16.197	10.684	9	16:47:13.109	<b>42.654</b>		<b>15.892</b>	16.176	<b>10.586</b>
10	16:47:53.314	<b>42.780</b>	+0.270	15.959	16.111	10.710	10	16:47:55.833	<b>42.724</b>	+0.070	15.965	16.083	10.676
11	16:48:35.871	<b>42.557</b>	+0.047	15.841	16.079	10.637	11	16:48:38.571	<b>42.738</b>	+0.084	15.966	16.128	10.644
12	16:49:18.475	<b>42.604</b>	+0.094	<b>15.827</b>	16.102	10.675	12	16:49:21.346	<b>42.775</b>	+0.121	15.956	16.155	10.664
13	16:50:01.175	<b>42.700</b>	+0.190	15.938	16.143	10.619	13	16:50:04.215	<b>42.869</b>	+0.215	16.055	16.193	10.621
14	16:50:43.863	<b>42.688</b>	+0.178	15.951	16.084	10.653	14	16:50:46.958	<b>42.743</b>	+0.089	15.969	16.100	10.674
15	16:51:26.498	<b>42.635</b>	+0.125	15.875	16.146	10.614	15	16:51:29.716	<b>42.768</b>	+0.104	16.067	<b>16.068</b>	10.623
16	16:52:09.102	<b>42.604</b>	+0.094	15.885	16.070	10.649	16	16:52:12.478	<b>42.762</b>	+0.108	15.952	16.139	10.671
17	16:52:51.774	<b>42.672</b>	+0.162	15.885	16.132	10.655	17	16:52:55.569	<b>43.091</b>	+0.437	16.028	16.194	10.869
18	16:53:34.510	<b>42.736</b>	+0.226	15.977	16.081	10.678	18	16:53:38.477	<b>42.908</b>	+0.254	16.014	16.183	10.711
19	16:54:17.247	<b>42.737</b>	+0.227	15.949	16.162	10.626	19	16:54:21.239	<b>42.762</b>	+0.108	15.995	16.163	10.604
20	16:54:59.788	<b>42.541</b>	+0.031	15.835	16.07								

INT. ADAC Kartrennen Ampfing

DSKC - KZ2

Ampfing 1,063 Km

Final

12.05.2024 16:35

Race (23 Laps) started at 16:40:39

Lap	Time of Day	Lap Tm	Diff	S1 Tm	S2 Tm	S3 Tm	Lap	Time of Day	Lap Tm	Diff	S1 Tm	S2 Tm	S3 Tm
20	16:55:04.394	<b>43.155</b>	+0.501	16.045	16.127	10.983	19	16:54:24.885	<b>42.982</b>	+0.355	16.163	<b>16.082</b>	10.737
21	16:55:47.100	<b>42.706</b>	+0.052	16.022	16.085	10.599	20	16:55:07.938	<b>43.053</b>	+0.426	16.048	16.318	10.687
22	16:56:29.831	<b>42.731</b>	+0.077	15.944	16.107	10.680	21	16:55:51.811	<b>43.873</b>	+1.246	17.063	16.130	10.680
23	16:57:13.286	<b>43.455</b>	+0.801	16.206	16.480	10.769	22	16:56:35.397	<b>43.586</b>	+0.959	16.464	16.471	10.651
							23	16:57:18.024	<b>42.627</b>		<b>15.767</b>	16.147	10.713
<b>(425) Noah Gounot</b>							<b>(440) Enzo Bol</b>						
1	16:41:28.089	<b>47.112</b>	+4.459	19.376	16.756	10.980	1	16:41:28.827	<b>47.203</b>	+4.544	19.429	16.915	10.859
2	16:42:12.217	<b>44.128</b>	+1.475	16.594	16.371	11.163	2	16:42:12.477	<b>43.650</b>	+0.991	16.424	16.316	10.910
3	16:42:55.820	<b>43.603</b>	+0.950	16.562	16.308	10.733	3	16:42:56.209	<b>43.732</b>	+1.073	16.657	16.215	10.860
4	16:43:38.874	<b>43.054</b>	+0.401	15.983	16.257	10.814	4	16:43:39.139	<b>42.930</b>	+0.271	15.997	16.128	10.805
5	16:44:21.776	<b>42.902</b>	+0.249	16.022	16.228	10.652	5	16:44:22.337	<b>43.198</b>	+0.539	16.206	16.260	10.732
6	16:45:04.657	<b>42.881</b>	+0.228	15.972	16.254	10.655	6	16:45:05.119	<b>42.782</b>	+0.123	15.905	16.153	10.724
7	16:45:47.376	<b>42.719</b>	+0.066	15.920	16.089	10.710	7	16:45:47.815	<b>42.696</b>	+0.037	15.902	16.120	<b>10.674</b>
8	16:46:30.531	<b>43.155</b>	+0.502	15.920	16.159	11.076	8	16:46:30.610	<b>42.795</b>	+0.136	15.877	16.124	10.794
9	16:47:13.755	<b>43.224</b>	+0.571	16.331	16.200	10.693	9	16:47:14.044	<b>43.434</b>	+0.775	16.469	16.150	10.815
10	16:47:56.647	<b>42.892</b>	+0.239	15.965	16.132	10.795	10	16:47:56.844	<b>42.800</b>	+0.141	15.905	16.130	10.765
11	16:48:40.436	<b>43.789</b>	+1.136	16.096	16.867	10.826	11	16:48:39.957	<b>43.113</b>	+0.454	16.055	16.253	10.805
12	16:49:23.471	<b>43.035</b>	+0.382	16.128	16.133	10.774	12	16:49:22.888	<b>42.931</b>	+0.272	16.114	16.046	10.771
13	16:50:07.028	<b>43.557</b>	+0.904	16.491	16.417	<b>10.649</b>	13	16:50:05.604	<b>42.716</b>	+0.057	15.882	16.063	10.771
14	16:50:49.850	<b>42.822</b>	+0.169	15.966	16.178	10.678	14	16:50:48.294	<b>42.690</b>	+0.031	15.893	16.010	10.787
15	16:51:32.752	<b>42.902</b>	+0.249	<b>15.833</b>	16.160	10.909	15	16:51:31.081	<b>42.787</b>	+0.128	15.950	16.087	10.750
16	16:52:15.664	<b>42.912</b>	+0.259	16.044	16.173	10.695	16	16:52:13.804	<b>42.723</b>	+0.064	15.964	16.051	10.708
17	16:52:58.633	<b>42.969</b>	+0.316	16.002	16.186	10.781	17	16:52:56.545	<b>42.741</b>	+0.082	15.886	16.075	10.780
18	16:53:41.286	<b>42.653</b>		15.885	16.117	10.651	18	16:53:39.241	<b>42.696</b>	+0.037	15.923	16.085	10.688
19	16:54:24.010	<b>42.724</b>	+0.071	15.919	<b>16.088</b>	10.717	19	16:54:21.900	<b>42.659</b>		<b>15.861</b>	16.017	10.781
20	16:55:06.734	<b>42.724</b>	+0.071	15.877	16.146	10.701	20	16:55:04.567	<b>42.667</b>	+0.008	15.903	<b>15.956</b>	10.808
21	16:55:49.583	<b>42.849</b>	+0.196	15.903	16.162	10.784	21	16:55:47.508	<b>42.941</b>	+0.282	15.997	16.113	10.831
22	16:56:32.313	<b>42.730</b>	+0.077	15.906	16.161	10.663	22	16:56:30.192	<b>42.684</b>	+0.025	15.885	16.008	10.791
23	16:57:15.689	<b>43.376</b>	+0.723	15.838	16.549	10.989	23	16:57:13.470	<b>43.278</b>	+0.619	16.019	16.419	10.840
<b>(452) Erik Müller</b>							<b>(485) Maximilian Spirkel</b>						
1	16:41:28.283	<b>46.863</b>	+4.192	19.128	16.798	10.937	1	16:41:29.461	<b>48.214</b>	+5.395	19.975	17.138	11.101
2	16:42:12.147	<b>43.864</b>	+1.193	16.660	16.265	10.939	2	16:42:13.539	<b>44.078</b>	+1.259	16.460	16.779	10.839
3	16:42:55.237	<b>43.090</b>	+0.419	16.167	16.208	10.715	3	16:42:56.871	<b>43.332</b>	+0.513	16.316	16.328	10.688
4	16:43:38.985	<b>43.748</b>	+0.177	16.100	16.174	11.474	4	16:43:39.830	<b>42.959</b>	+0.140	15.998	16.267	10.694
5	16:44:22.642	<b>43.657</b>	+0.986	16.607	16.259	10.791	5	16:44:22.959	<b>43.129</b>	+0.310	16.069	16.335	10.725
6	16:45:05.437	<b>42.795</b>	+0.124	16.026	16.166	<b>10.603</b>	6	16:45:05.870	<b>42.911</b>	+0.092	15.980	16.254	10.677
7	16:45:48.133	<b>42.696</b>	+0.025	15.942	16.087	10.667	7	16:45:48.744	<b>42.874</b>	+0.055	15.978	16.220	10.676
8	16:46:30.846	<b>42.713</b>	+0.042	<b>15.932</b>	16.127	10.654	8	16:46:31.563	<b>42.819</b>		15.930	16.231	<b>10.668</b>
9	16:47:14.268	<b>43.422</b>	+0.751	16.403	16.278	10.741	9	16:47:14.507	<b>42.944</b>	+0.125	16.042	16.220	10.682
10	16:47:57.132	<b>42.864</b>	+0.193	16.011	16.082	10.771	10	16:47:57.417	<b>42.910</b>	+0.091	15.978	16.228	10.704
11	16:48:40.353	<b>43.221</b>	+0.550	16.018	16.305	10.898	11	16:48:40.636	<b>43.219</b>	+0.400	15.976	16.361	10.882
12	16:49:23.191	<b>42.838</b>	+0.167	16.042	16.121	10.675	12	16:49:24.406	<b>43.770</b>	+0.951	16.664	16.351	10.755
13	16:50:06.404	<b>43.213</b>	+0.542	16.380	16.170	10.663	13	16:50:07.641	<b>43.235</b>	+0.416	16.086	16.403	10.746
14	16:50:49.174	<b>42.770</b>	+0.099	16.017	16.085	10.668	14	16:50:50.620	<b>42.979</b>	+0.160	16.005	16.230	10.744
15	16:51:32.107	<b>42.933</b>	+0.262	16.045	16.128	10.760	15	16:51:33.488	<b>42.868</b>	+0.049	<b>15.918</b>	16.181	10.769
16	16:52:15.123	<b>43.016</b>	+0.345	16.034	16.133	10.849	16	16:52:16.544	<b>43.056</b>	+0.237	16.008	16.292	10.756
17	16:52:57.956	<b>42.833</b>	+0.162	15.998	16.149	10.686	17	16:52:59.498	<b>42.954</b>	+0.135	15.998	16.240	10.716
18	16:53:40.693	<b>42.737</b>	+0.066	15.979	16.066	10.692	18	16:53:42.416	<b>42.918</b>	+0.099	15.998	16.188	10.732
19	16:54:23.531	<b>42.838</b>	+0.167	16.019	16.064	10.755	19	16:54:25.454	<b>43.038</b>	+0.219	16.050	16.259	10.729
20	16:55:06.445	<b>42.914</b>	+0.243	16.018	16.138	10.758	20	16:55:08.435	<b>42.981</b>	+0.162	15.951	16.279	10.751
21	16:55:49.116	<b>42.671</b>		15.968	<b>16.049</b>	10.654	21	16:55:51.314	<b>42.879</b>	+0.060	15.957	<b>16.180</b>	10.742
22	16:56:31.968	<b>42.852</b>	+0.181	16.042	16.101	10.709	22	16:56:34.951	<b>43.637</b>	+0.818	16.632	16.312	10.693
23	16:57:16.313	<b>44.345</b>	+1.674	16.003	17.003	11.339	23	16:57:17.800	<b>42.849</b>	+0.030	15.949	16.193	10.707
<b>(411) Philipp Salzmann</b>							<b>(415) Rouven Wilk</b>						
1	16:41:29.638	<b>47.963</b>	+5.336	19.789	17.149	11.025	1	16:41:30.992	<b>48.879</b>	+6.194	20.248	17.555	11.076
2	16:42:13.877	<b>44.239</b>	+1.612	16.549	16.828	10.862	2	16:42:14.975	<b>43.983</b>	+1.298	16.697	16.480	10.806
3	16:42:57.505	<b>43.628</b>	+1.001	16.346	16.379	10.903	3	16:42:58.978	<b>44.003</b>	+1.318	16.592	16.521	10.890
4	16:43:40.484	<b>42.979</b>	+0.352	16.075	16.242	10.662	4	16:43:42.637	<b>43.659</b>	+0.974	16.193	16.794	10.672
5	16:44:23.481	<b>42.997</b>	+0.370	15.997	16.239	10.761	5	16:44:26.193	<b>43.556</b>	+0.871	16.084	16.368	11.104
6	16:45:06.312	<b>42.831</b>	+0.204	15.958	16.189	10.684	6	16:45:09.605	<b>43.412</b>	+0.727	16.246	16.236	10.930
7	16:45:49.182	<b>42.870</b>	+0.243	15.990	16.183	10.697	7	16:45:52.624	<b>43.019</b>	+0.334	16.172	16.147	10.700
8	16:46:32.175	<b>42.993</b>	+0.366	16.031	16.313	10.649	8	16:46:35.417	<b>42.793</b>	+0.108	15.941	16.209	10.643
9	16:47:15.024	<b>42.849</b>	+0.222	15.970	16.187	10.692	9	16:47:18.140	<b>42.723</b>	+0.038	15.956	<b>16.112</b>	10.655
10	16:47:57.895	<b>42.871</b>	+0.244	15.877	16.232	10.762	10	16:48:01.028	<b>42.888</b>	+0.203	15.984	16.191	10.713
11	16:48:40.947	<b>43.052</b>	+0.425	15.997	16.213	10.842	11	16:48:43.787	<b>42.759</b>	+0.074	15.931	16.180	10.648
12	16:49:24.190	<b>43.243</b>	+0.616	16.205	16.153	10.885	12	16:49:26.563	<b>42.776</b>	+0.091	15.979	16.168	10.629
13	16:50:07.392	<b>43.202</b>	+0.575	16.101	16.465	<b>10.636</b>	13	16:50:09.340	<b>42.777</b>	+0.092	<b>15.861</b>	16.217	10.699
14	16:50:50.199	<b>42.807</b>	+0.180	16.006	16.160	10.641	14	16:50:52.130	<b>42.790</b>	+0.105	15.947	16.201	10.642
15	16:51:33.039	<b>42.840</b>	+0.213	15.936	16.145	10.759	15	16:51:34.904	<b>42.774</b>	+0.089	15.962	16.177	10.635
16	16:52:16.080	<b>43.041</b>	+0.414	16.121	16.215	10.705	16	16:52:17.739	<b>42.835</b>	+0.150	15.956	16.184	10.695
17	16:52:58.927	<b>42.847</b>	+0.220	15.950	16.207	10.690	17	16:53:00.475	<b>42.736</b>	+0.051	15.886	16.190	10.660
18	16:53:41.903	<b>42.976</b>	+0.349	16.208	16.102	10.666							

INT. ADAC Kartrennen Ampfing

DSKC - KZ2

Ampfing 1,063 Km

Final

12.05.2024 16:35

Race (23 Laps) started at 16:40:39

Lap	Time of Day	Lap Tm	Diff	S1 Tm	S2 Tm	S3 Tm	Lap	Time of Day	Lap Tm	Diff	S1 Tm	S2 Tm	S3 Tm
18	16:53:43.160	<b>42.685</b>		15.876	16.207	10.602	17	16:53:05.343	<b>43.054</b>	+0.250	16.083	16.211	10.760
19	16:54:25.956	<b>42.796</b>	+0.111	15.927	16.260	10.609	18	16:53:48.376	<b>43.033</b>	+0.229	16.081	16.192	10.760
20	16:55:08.797	<b>42.841</b>	+0.156	15.922	16.231	10.688	19	16:54:31.434	<b>43.058</b>	+0.254	16.048	16.181	10.829
21	16:55:52.026	<b>43.229</b>	+0.544	16.341	16.295	<b>10.593</b>	20	16:55:14.662	<b>43.228</b>	+0.424	16.145	16.238	10.845
22	16:56:35.596	<b>43.570</b>	+0.885	16.348	16.571	10.651	21	16:55:58.078	<b>43.416</b>	+0.612	16.141	16.429	10.846
23	16:57:18.402	<b>42.806</b>	+0.121	15.887	16.203	10.716	22	16:56:41.070	<b>42.992</b>	+0.188	16.050	16.168	10.774
							23	16:57:25.039	<b>43.969</b>	+1.165	16.217	16.464	11.288
<b>(420) Nathalie Kretz</b>							<b>(444) Lars Ossenbeck</b>						
1	16:41:30.375	<b>48.385</b>	+5.418	19.837	17.400	11.148	1	16:41:32.641	<b>50.168</b>	+7.234	21.251	17.880	11.037
2	16:42:14.441	<b>44.066</b>	+1.099	16.600	16.548	10.918	2	16:42:17.025	<b>44.384</b>	+1.450	16.763	16.822	10.799
3	16:42:58.553	<b>44.112</b>	+1.145	16.765	16.560	10.787	3	16:43:01.119	<b>44.094</b>	+1.160	16.682	16.636	10.776
4	16:43:41.882	<b>43.329</b>	+0.362	16.214	16.314	10.801	4	16:43:45.101	<b>43.982</b>	+1.048	16.396	16.694	10.892
5	16:44:25.619	<b>43.737</b>	+0.770	16.189	16.594	10.954	5	16:44:28.326	<b>43.225</b>	+0.291	16.215	16.188	10.822
6	16:45:09.561	<b>43.942</b>	+0.975	16.164	16.481	11.297	6	16:45:11.533	<b>43.207</b>	+0.273	16.181	16.400	<b>10.626</b>
7	16:45:53.270	<b>43.709</b>	+0.742	16.542	16.228	10.939	7	16:45:54.635	<b>43.102</b>	+0.168	16.180	16.215	10.707
8	16:46:36.508	<b>43.238</b>	+0.271	16.214	16.201	10.823	8	16:46:37.727	<b>43.092</b>	+0.158	16.082	16.254	10.756
9	16:47:19.870	<b>43.362</b>	+0.395	16.134	16.240	10.988	9	16:47:20.959	<b>43.232</b>	+0.298	16.141	16.283	10.808
10	16:48:02.909	<b>43.039</b>	+0.072	16.092	16.152	10.795	10	16:48:04.364	<b>43.405</b>	+0.471	16.273	16.378	10.754
11	16:48:46.071	<b>43.162</b>	+0.195	16.176	16.142	10.844	11	16:48:47.537	<b>43.173</b>	+0.239	16.185	16.196	10.792
12	16:49:29.376	<b>43.305</b>	+0.338	16.161	16.230	10.914	12	16:49:30.987	<b>43.450</b>	+0.516	16.438	16.226	10.786
13	16:50:12.474	<b>43.098</b>	+0.131	16.112	16.196	10.790	13	16:50:14.288	<b>43.301</b>	+0.367	16.171	16.408	10.722
14	16:50:55.495	<b>43.021</b>	+0.054	16.068	16.122	10.831	14	16:50:57.373	<b>43.085</b>	+0.151	16.078	16.270	10.737
15	16:51:38.505	<b>43.010</b>	+0.043	16.045	16.153	10.812	15	16:51:40.307	<b>42.934</b>		<b>16.065</b>	<b>16.157</b>	10.712
16	16:52:21.557	<b>43.052</b>	+0.085	16.123	16.128	10.801	16	16:52:23.591	<b>43.284</b>	+0.350	16.220	16.275	10.789
17	16:53:04.584	<b>43.027</b>	+0.060	16.115	16.168	<b>10.744</b>	17	16:53:06.940	<b>43.349</b>	+0.415	16.279	16.213	10.857
18	16:53:47.587	<b>43.003</b>	+0.036	<b>16.028</b>	16.164	10.811	18	16:53:50.022	<b>43.082</b>	+0.148	16.223	16.173	10.686
19	16:54:30.554	<b>42.967</b>		16.071	16.147	10.749	19	16:54:33.086	<b>43.064</b>	+0.130	16.151	16.192	10.721
20	16:55:13.959	<b>43.405</b>	+0.438	16.210	16.346	10.849	20	16:55:16.234	<b>43.148</b>	+0.214	16.133	16.188	10.827
21	16:55:57.377	<b>43.418</b>	+0.451	16.345	16.253	10.820	21	16:55:59.579	<b>43.345</b>	+0.411	16.282	16.290	10.773
22	16:56:40.598	<b>43.221</b>	+0.254	16.225	<b>16.110</b>	10.886	22	16:56:42.711	<b>43.132</b>	+0.198	16.161	16.203	10.768
23	16:57:24.005	<b>43.407</b>	+0.440	16.202	16.213	10.992	23	16:57:26.128	<b>43.417</b>	+0.483	16.235	16.340	10.842
<b>(410) Maurice Schenck</b>							<b>(488) David Gorcica</b>						
1	16:41:31.768	<b>49.066</b>	+6.245	20.106	17.886	11.074	1	16:41:32.466	<b>49.593</b>	+6.573	20.232	18.124	11.237
2	16:42:15.971	<b>44.203</b>	+1.382	16.779	16.524	10.900	2	16:42:16.856	<b>44.390</b>	+1.370	16.767	16.661	10.962
3	16:42:59.676	<b>43.705</b>	+0.884	16.264	16.584	10.857	3	16:43:00.993	<b>44.137</b>	+1.117	16.714	16.513	10.910
4	16:43:43.317	<b>43.641</b>	+0.820	16.234	16.503	10.904	4	16:43:45.676	<b>44.683</b>	+1.663	16.312	17.222	11.149
5	16:44:26.853	<b>43.536</b>	+0.715	16.421	16.266	10.849	5	16:44:30.158	<b>44.482</b>	+1.462	17.054	16.555	10.873
6	16:45:10.094	<b>43.241</b>	+0.420	16.108	16.290	10.843	6	16:45:13.592	<b>43.434</b>	+0.414	16.201	16.443	10.790
7	16:45:53.715	<b>43.621</b>	+0.800	16.431	16.374	10.816	7	16:45:56.915	<b>43.323</b>	+0.303	16.180	16.346	10.797
8	16:46:37.019	<b>43.304</b>	+0.483	16.206	16.335	10.763	8	16:46:40.172	<b>43.257</b>	+0.237	16.121	16.317	10.819
9	16:47:20.353	<b>43.334</b>	+0.513	16.084	16.330	10.920	9	16:47:23.535	<b>43.363</b>	+0.343	16.134	16.407	10.822
10	16:48:03.802	<b>43.449</b>	+0.628	16.375	16.193	10.881	10	16:48:06.914	<b>43.379</b>	+0.359	16.142	16.377	10.860
11	16:48:46.949	<b>43.147</b>	+0.326	16.114	16.309	10.724	11	16:48:50.280	<b>43.366</b>	+0.346	16.084	16.443	10.839
12	16:49:30.072	<b>43.123</b>	+0.302	16.211	<b>16.131</b>	10.781	12	16:49:33.634	<b>43.354</b>	+0.334	16.230	16.395	10.729
13	16:50:13.001	<b>42.929</b>	+0.108	16.069	16.137	10.723	13	16:50:16.939	<b>43.305</b>	+0.285	16.177	16.320	10.808
14	16:50:55.822	<b>42.821</b>		<b>15.948</b>	16.202	10.671	14	16:51:00.076	<b>43.137</b>	+0.117	16.068	16.279	10.790
15	16:51:38.863	<b>43.041</b>	+0.220	16.116	16.193	10.732	15	16:51:43.096	<b>43.020</b>		<b>16.011</b>	16.287	<b>10.722</b>
16	16:52:21.769	<b>42.906</b>	+0.085	16.068	16.151	10.687	16	16:52:26.321	<b>43.225</b>	+0.205	16.052	16.290	10.883
17	16:53:04.819	<b>43.050</b>	+0.229	16.154	16.264	<b>10.632</b>	17	16:53:09.443	<b>43.122</b>	+0.102	16.074	16.297	10.751
18	16:53:47.789	<b>42.970</b>	+0.149	16.036	16.212	10.722	18	16:53:52.684	<b>43.241</b>	+0.221	16.067	16.376	10.798
19	16:54:30.959	<b>43.170</b>	+0.349	16.059	16.380	10.731	19	16:54:35.889	<b>43.205</b>	+0.185	16.060	16.351	10.794
20	16:55:14.079	<b>43.120</b>	+0.299	16.023	16.305	10.792	20	16:55:18.934	<b>43.045</b>	+0.025	16.025	<b>16.217</b>	10.803
21	16:55:57.558	<b>43.479</b>	+0.658	16.349	16.493	10.637	21	16:56:02.305	<b>43.371</b>	+0.351	16.171	16.377	10.823
22	16:56:40.746	<b>43.188</b>	+0.367	16.237	16.206	10.745	22	16:56:45.517	<b>43.212</b>	+0.192	16.097	16.299	10.816
23	16:57:24.152	<b>43.406</b>	+0.585	16.331	16.230	10.845	23	16:57:28.781	<b>43.264</b>	+0.244	16.107	16.380	10.777
<b>(430) Andreas Dresen</b>							<b>(429) Adrian Martinz Plögerl</b>						
1	16:41:31.322	<b>48.788</b>	+5.984	19.801	17.878	11.109	1	16:41:32.005	<b>49.854</b>	+7.087	20.967	17.776	11.111
2	16:42:15.770	<b>44.448</b>	+1.644	16.637	16.856	10.955	2	16:42:16.156	<b>44.151</b>	+1.384	16.802	16.442	10.907
3	16:42:59.479	<b>43.709</b>	+0.905	16.283	16.582	10.844	3	16:42:59.859	<b>43.703</b>	+0.936	16.315	16.516	10.872
4	16:43:43.189	<b>43.710</b>	+0.906	16.257	16.516	10.937	4	16:43:43.476	<b>43.617</b>	+0.850	16.265	16.477	10.875
5	16:44:26.490	<b>43.301</b>	+0.497	16.121	16.183	10.997	5	16:44:27.136	<b>43.660</b>	+0.893	16.355	16.419	10.886
6	16:45:09.845	<b>43.355</b>	+0.551	16.234	16.263	10.858	6	16:45:10.331	<b>43.195</b>	+0.428	16.091	16.286	10.818
7	16:45:53.439	<b>43.594</b>	+0.790	16.502	16.225	10.867	7	16:45:54.028	<b>43.697</b>	+0.930	16.392	16.343	10.962
8	16:46:36.756	<b>43.317</b>	+0.513	16.243	16.236	10.838	8	16:46:37.199	<b>43.171</b>	+0.404	16.163	16.241	10.767
9	16:47:20.276	<b>43.520</b>	+0.716	16.112	16.371	11.037	9	16:47:20.649	<b>43.450</b>	+0.683	16.116	16.388	10.946
10	16:48:03.614	<b>43.338</b>	+0.534	16.231	16.222	10.885	10	16:48:03.984	<b>43.335</b>	+0.568	16.351	16.128	10.856
11	16:48:46.803	<b>43.189</b>	+0.385	16.149	16.248	10.792	11	16:48:47.271	<b>43.287</b>	+0.520	16.145	16.348	10.794
12	16:49:30.476	<b>43.673</b>	+0.869	16.655	16.182	10.836	12	16:49:30.764	<b>43.493</b>	+0.726	16.368	16.331	10.794
13	16:50:13.514	<b>43.038</b>	+0.234	16.060	16.180	10.798	13	16:50:13.775	<b>43.011</b>	+0.244	16.050	16.161	10.800
14	16:50:56.318	<b>42.804</b>		<b>15.986</b>	16.100	<b>10.718</b>	14	16:50:56.542	<b>42.767</b>		<b>15.946</b>	<b>16.108</b>	<b>10.713</b>
15	16:51:39.326	<b>43.008</b>	+0.204	<b>15.971</b>	16.191	10.846	15	16:51:39.549	<b>43.007</b>	+0.240	16.090	16.123	10.794
16	16:52:22.289	<b>42.963</b>	+0.159	16.073	<b>16.091</b>	10.799							



INT. ADAC Kartrennen Ampfing

DSKC - KZ2

Ampfing 1,063 Km

Final

12.05.2024 16:35

Race (23 Laps) started at 16:40:39

Lap	Time of Day	Lap Tm	Diff	S1 Tm	S2 Tm	S3 Tm	Lap	Time of Day	Lap Tm	Diff	S1 Tm	S2 Tm	S3 Tm
16	16:52:22.639	<b>43.090</b>	+0.323	16.118	16.134	10.838	17	16:53:30.717	<b>49.788</b>	+6.050	17.120	16.992	15.676
17	16:53:05.629	<b>42.990</b>	+0.223	16.046	16.177	10.767	18	16:54:18.104	<b>47.387</b>	+3.649	16.740	16.467	14.180
18	16:53:48.705	<b>43.076</b>	+0.309	16.019	16.163	10.894	19	16:55:12.034	<b>53.930</b>	+10.192	17.096	25.242	11.592
19	16:54:31.678	<b>42.973</b>	+0.206	15.978	16.152	10.843	20	16:56:01.204	<b>49.170</b>	+5.432	16.769	21.274	11.127
20	16:55:14.868	<b>43.190</b>	+0.423	16.094	16.268	10.828	21	16:56:50.769	<b>49.565</b>	+5.827	19.283	17.401	12.881
21	16:55:58.210	<b>43.342</b>	+0.575	16.147	16.389	10.806							
22	16:56:41.334	<b>43.124</b>	+0.357	16.102	16.194	10.828							
23	16:57:24.878	<b>43.544</b>	+0.777	16.175	16.435	10.934							

(412) Ajdin Jatic

1	16:41:29.341	<b>48.088</b>	+5.346	19.500	17.457	11.131
2	16:42:13.747	<b>44.406</b>	+1.664	16.418	17.042	10.946
3	16:42:57.256	<b>43.509</b>	+0.767	16.295	16.395	10.819
4	16:43:40.262	<b>43.006</b>	+0.264	16.034	16.207	10.765
5	16:44:23.185	<b>42.923</b>	+0.181	15.997	16.123	10.803
6	16:45:06.113	<b>42.928</b>	+0.186	16.036	16.192	10.700
7	16:45:49.074	<b>42.961</b>	+0.219	15.953	16.241	10.767
8	16:46:32.015	<b>42.941</b>	+0.199	15.941	16.387	<b>10.613</b>
9	16:47:14.757	<b>42.742</b>		15.958	16.081	10.703
10	16:47:57.775	<b>43.018</b>	+0.276	15.936	16.309	10.773
11	16:48:40.774	<b>42.999</b>	+0.257	15.969	16.163	10.867
12	16:49:23.781	<b>43.007</b>	+0.265	16.202	<b>16.023</b>	10.782
13	16:50:07.247	<b>43.466</b>	+0.724	16.328	16.410	10.728
14	16:50:50.042	<b>42.795</b>	+0.053	15.963	16.153	10.679
15	16:51:32.825	<b>42.783</b>	+0.041	15.920	16.058	10.805
16	16:52:15.966	<b>43.141</b>	+0.399	16.154	16.175	10.812
17	16:52:58.856	<b>42.890</b>	+0.148	<b>15.894</b>	16.087	10.909
18	16:53:41.819	<b>42.963</b>	+0.221	15.980	16.088	10.895
19	16:54:24.818	<b>42.999</b>	+0.257	16.041	16.130	10.828
20	16:55:07.843	<b>43.025</b>	+0.283	15.921	16.259	10.845

(436) Cedric Malk

1	16:41:30.618	<b>48.402</b>	+5.643	19.824	17.445	11.133
2	16:42:14.642	<b>44.024</b>	+1.265	16.671	16.449	10.904
3	16:42:58.003	<b>43.361</b>	+0.602	16.306	16.257	10.798
4	16:43:41.098	<b>43.095</b>	+0.336	16.043	16.252	10.800
5	16:44:24.352	<b>43.254</b>	+0.495	16.125	16.286	10.843
6	16:45:07.418	<b>43.066</b>	+0.307	16.000	16.297	10.769
7	16:45:50.661	<b>43.243</b>	+0.484	16.102	16.381	10.760
8	16:46:33.627	<b>42.966</b>	+0.207	16.095	16.153	10.718
9	16:47:16.788	<b>43.161</b>	+0.402	15.960	16.370	10.831
10	16:47:59.733	<b>42.945</b>	+0.186	15.948	16.180	10.817
11	16:48:42.492	<b>42.759</b>		15.924	16.079	10.756
12	16:49:25.265	<b>42.773</b>	+0.014	<b>15.923</b>	16.082	10.768
13	16:50:08.556	<b>43.291</b>	+0.532	15.984	16.206	11.101
14	16:50:51.422	<b>42.866</b>	+0.107	16.066	16.110	<b>10.690</b>
15	16:51:34.308	<b>42.886</b>	+0.127	15.969	16.129	10.788
16	16:52:14.027	<b>1:06.719</b>	+23.960	38.460	17.345	10.914
17	16:53:24.884	<b>43.857</b>	+1.098	16.066	<b>16.037</b>	11.754

(466) Maximilian Schreyer

1	16:41:26.181	<b>46.093</b>	+3.339	18.549	16.621	10.923
2	16:42:09.591	<b>43.410</b>	+0.656	16.160	16.168	11.082
3	16:42:52.862	<b>43.271</b>	+0.517	16.400	16.245	<b>10.626</b>
4	16:43:35.617	<b>42.755</b>	+0.001	15.970	<b>16.113</b>	10.672
5	16:44:18.371	<b>42.754</b>		<b>15.902</b>	16.193	10.659

(406) Christian Breiter

1	16:41:34.133	<b>50.991</b>	+7.253	21.183	18.197	11.611
2	16:42:20.613	<b>46.480</b>	+2.742	18.071	17.108	11.301
3	16:43:05.393	<b>44.780</b>	+1.042	16.709	16.817	11.254
4	16:43:49.948	<b>44.555</b>	+0.817	16.507	16.849	11.199
5	16:44:34.635	<b>44.687</b>	+0.949	16.639	16.825	11.223
6	16:45:19.045	<b>44.410</b>	+0.672	16.466	16.905	11.039
7	16:46:02.939	<b>43.894</b>	+0.156	16.413	16.521	10.960
8	16:46:46.893	<b>43.954</b>	+0.216	16.358	16.516	11.080
9	16:47:30.659	<b>43.766</b>	+0.028	16.418	<b>16.425</b>	<b>10.923</b>
10	16:48:14.553	<b>43.894</b>	+0.156	16.403	16.430	11.061
11	16:48:58.338	<b>43.785</b>	+0.047	16.359	16.492	10.934
12	16:49:42.109	<b>43.771</b>	+0.033	16.284	16.436	11.051
13	16:50:26.065	<b>43.956</b>	+0.218	16.393	16.550	11.013
14	16:51:09.803	<b>43.738</b>		<b>16.232</b>	16.438	11.068
15	16:51:54.295	<b>44.492</b>	+0.754	16.528	16.767	11.197
16	16:52:40.929	<b>46.634</b>	+2.896	18.573	16.823	11.238





INT. ADAC Kartrennen Ampfing

Lapchart

DSKC - KZ2

Ampfing 1,063 Km

Final

12.05.2024 16:35

Race (23 Laps) started at 16:40:39

Competitors	Laps																								
		0	1	2	3	4	5	6	7	8	9	10	11	12	13	14	15	16	17	18	19	20	21	22	23
Maximilian Schleimer (442)	1	442	442	442	442	442	442	442	442	442	442	442	442	442	442	442	442	442	442	442	442	442	442	442	442
Dion van Werven (477)	2	477	477	477	477	477	477	477	477	477	477	477	477	477	477	477	477	477	477	477	477	477	477	477	477
Lukas Reiböck (428)	3	428	428	428	428	428	428	428	428	428	428	428	428	428	428	428	428	428	428	428	431	431	431	431	431
Claudia Henning (423)	4	423	423	423	423	423	423	423	423	423	423	423	423	423	423	423	423	423	423	423	428	428	428	428	428
Maximilian Schreyer (466)	5	466	466	431	431	431	431	431	431	431	431	431	423	423	423	423	423	423	423	423	423	423	423	423	423
Simon Rechenmacher (431)	6	431	431	466	466	466	466	426	426	426	426	426	426	426	426	426	426	426	426	426	426	426	426	426	426
Emma Felbermayr (427)	7	427	437	437	426	426	426	468	468	468	468	468	468	468	468	468	468	468	468	468	468	468	468	468	468
Felix Wischlitzki (437)	8	437	426	426	468	468	468	417	417	417	417	417	417	417	417	417	417	417	417	417	417	417	417	417	417
Siep Kuypers (426)	9	426	468	468	417	417	417	437	437	437	437	437	437	437	437	437	437	437	437	437	437	437	437	437	437
Emanuel Mai (417)	10	417	417	417	437	437	437	407	407	407	407	407	407	407	407	407	407	407	407	407	407	407	407	407	407
Rick Hartmann (468)	11	468	407	407	407	407	407	408	408	408	408	408	408	408	408	408	408	408	408	408	408	408	408	408	408
Noah Gounot (425)	12	425	408	408	408	408	408	425	425	419	419	419	419	419	419	419	419	419	419	419	419	419	419	419	419
Florian Breitenbach (408)	13	408	425	452	452	425	425	419	419	425	425	425	440	440	440	440	440	440	440	440	440	440	440	440	440
Maximilian Spirkl (485)	14	485	452	425	425	452	419	440	440	440	440	440	452	452	452	452	452	452	452	452	452	452	452	452	425
Ajdin Jatic (412)	15	412	419	419	419	419	440	452	452	452	452	452	425	425	425	425	425	425	425	425	425	425	425	425	452
Anders Elkjaer (407)	16	407	440	440	440	440	452	485	485	485	485	485	485	412	412	412	412	412	412	412	412	412	412	485	
Erik Müller (452)	17	452	412	485	485	485	485	412	412	412	412	412	412	411	411	411	411	411	411	411	411	411	411	411	411
Enzo Bol (440)	18	440	485	412	412	412	411	411	411	411	411	411	411	485	485	485	485	485	485	485	485	485	485	485	415
Dominik Reuters (419)	19	419	411	411	411	411	411	436	436	436	436	436	436	436	436	436	436	436	415	415	415	415	415	415	420
Philipp Salzmann (411)	20	411	420	420	436	436	436	420	415	415	415	415	415	415	415	415	415	415	420	420	420	420	420	410	410
Nathalie Kreitz (420)	21	420	436	436	420	420	420	415	420	420	420	420	420	420	420	420	420	410	410	410	410	410	410	430	429
Rouven Wilk (415)	22	415	415	415	415	415	415	430	430	430	430	430	430	410	410	410	410	410	430	430	430	430	430	429	430
Adrian Martinz Plögerl (429)	23	429	430	430	430	430	410	410	410	410	410	410	410	430	430	430	430	429	429	429	429	429	429	444	444
Cedric Malk (436)	24	436	410	410	410	410	410	429	429	429	429	429	429	429	429	429	429	444	444	444	444	444	444	488	488
Tim Schott (455)	25	455	429	429	429	429	429	444	444	444	444	444	444	444	444	444	444	488	488	488	488	488	488	406	406
Lars Ossenbeck (444)	26	444	488	488	488	444	444	488	488	488	488	488	488	488	488	488	488	406	436	406	406	406	406	406	406
Andreas Dresen (430)	27	430	444	444	444	488	488	406	406	406	406	406	406	406	406	406	406	406	436	406					
Maurice Schenck (410)	28	410	406	406	406	406	406																		
David Gorcica (488)	29	488																							
Christian Breiter (406)	30	406																							



### X30 SENIOR

### Final Revision 2

Track length: 1.063 Km

Race Started: 17:45:06

Best Lap by: 895 - Phil Colin Strenge - 44,040

Rank	#	Driver	Nat	Sponsor Entrant	Nat	License E-License	Make	laps	T. Time Diff	Best Lap	Penalty	Points
1	5	822 Elia Weiss	DEU	DSK e.V. Ja zum Motorsport SIM-ON	DEU	ITG38504 KBF39246	Kosmic/IAME/Komet	17	12:36.754	44.162		50
2	2	895 Phil Colin Strenge	DEU	ADAC Württemberg e.V. Ebert Motorsport	DEU	ITE42785 EL38528	LN/IAME/Komet	17	12:36.848 0.094	44.040		45
3	0	810 Daniel Guinchard	GBR	SFR Motorsport	GBR	ITC-C292117 IBL368379	KR/IAME/Komet	17	12:38.741 1.987	44.197		38
4	4	823 Jason Bralic	NLD	SIM-ON	DEU	ITG46957 KBF39246	Kosmic/IAME/Komet	17	12:41.648 4.894	44.261		34
5	0	877 Niklas Hirsch	DEU	MSC Langenfeld e. V. im ADAC SIM-ON	DEU	ITF39320 KBF39246	Kosmic/IAME/Komet	17	12:42.693 5.939	44.169		30
6	4	887 Torben Gröndahl	DEU	MSC Groß Dölln e.V. im ADAC CV Performance Group	DEU	ITC-C14120 BIF38321	KR/IAME/Komet	17	12:43.367 6.613	44.402		26
7	2	885 Carl Luthardt	DEU	TB Racing Team	DEU	ITE 37029 KBF38262	KR/IAME/Komet	17	12:43.883 7.129	44.387		22
8	14	829 Lutz Ohsenbrink	DEU	KSL Racing Team	DEU	ITE40759 KBF1304585	Alonso/IAME/Komet	17	12:44.503 7.749	44.308		18
9	4	836 Max Ohsenbrink	DEU	KSL Racing Team	DEU	ITE18670 KBF1304585	Alonso/IAME/Komet	17	12:44.927 8.173	44.483		14
10	2	815 Moritz Wolber	DEU	ADAC Südbaden e.V. NEES RACING	DEU	NKA16641 BIF17863	Maranello/IAME/Komet	17	12:45.404 8.650	44.271		10
11	-9	854 Daniel Brozovic	DEU	TR Motorsport	DEU	ITE 42036 KBF23400	OTK/IAME/Komet	17	12:45.911 9.157	44.422		8
12	6	876 Cemil Bayyati	DEU	Dörr Motorsport	DEU	ITG15366 BIF38420	KR/IAME/Komet	17	12:46.325 9.571	44.420		6
13	1	812 Rocco Curcio	DEU	Valier Motorsport	DEU	ITE29607 KBF15727	Energy/IAME/Komet	17	12:48.439 11.685	44.790		4
14	10	890 Leonard Hocker	DEU	RS-Motorsport	DEU	NKA22440 KBF40372	CRG/IAME/Komet	17	12:48.587 11.833	44.501		2
15	-4	830 Max Hezel	DEU	ADAC Hessen-Thüringen e.V. CV Performance Group	DEU	ITF38265 BIF38321	KR/IAME/Komet	17	12:49.322 12.568	44.385	+ 5 sec	1
16	-9	844 Kevin Wagner	DEU	MSC-Langenfeld e. V. im ADAC Valier Motorsport	DEU	ITE 11828 KBF39300	Energy/IAME/Komet	17	12:49.384 12.630	44.627		0
17	0	884 Davin Singer	DEU	ADAC Südbaden e.V. CV Performance Group	DEU	ITE 23384 BIF38321	KR/IAME/Komet	17	12:49.624 12.870	44.600		0
18	1	907 Marco Pislor	DEU	RS Motorsport	DEU	ITE 39019 KBF10332	CRG/IAME/Komet	17	12:51.675 14.921	44.559		0
19	4	904 Tobias Feeser	DEU	Sonja Feeser	DEU	ITE13863 BEK1198789	KR/IAME/Komet	17	12:52.696 15.942	44.652		0
20	10	891 Luka Koullen	NLD	PCH Racing	DEU	NKA50483 BIF39956	LN/IAME/Komet	17	12:53.627 16.873	44.739		0
21	-20	802 Nando Weixelbaumer	AUT	Valier Motorsport	DEU	ITEJK2078 KBF39300	Energy/IAME/Komet	17	12:53.785 17.031	44.218		0
22	-1	806 Moritz Fischer	DEU	ADAC Pfalz e.V. DUTT MOTORSPORT by FENSTER.COM	LUX	NKA26409 IBLK867	Tony Kart/IAME/Komet	17	12:55.517 18.763	44.792		0
23	6	809 Luis Esser	DEU	RMW Motorsport	DEU	ITE 11661 KBF39010	OTK/IAME/Komet	17	12:56.078 19.324	44.507	+ 5 sec	0
24	-8	835 Jarno Wiese	DEU	VDB Kart Racing	DEU	ITE 40767 KBF 10478	OTK/IAME/Komet	17	12:57.024 20.270	44.600	+ 5 sec	0
25	10	811 Karl Schmiederer	DEU	RS-Motorsport	DEU	ITE39775 KBF40372	CRG/IAME/Komet	17	12:57.255 20.501	44.871		0
26	-6	845 Jan Waibel	DEU	ADAC Mittelrhein e.V. VDB Kart Racing	DEU	NKA12495 KBF10478	Tony Kart/IAME/Komet	17	12:57.380 20.626	44.929		0
27	-2	833 Jannik Remmert	DEU	VDB Kart Racing	DEU	ITE19994 KBF10478	Tony Kart/IAME/Komet	17	12:59.869 23.115	44.638		0
28	-2	821 Manuel Wagner	DEU	RS-Motorsport	DEU	ITE 39259 KBF40372	CRG/IAME/Komet	17	13:00.623 23.869	44.870		0
29	-2	905 Maxim Haroutounian	NLD	Keijzer Falcon Racing Team	NLD	ITE49031 IBL12132	Falcon/IAME/Komet	17	13:00.812 24.058	44.553		0
30	3	818 Matthy Vandebroek	DEU	VDB Kart Racing	DEU	ITE 11491 KBF10478	Tony Kart/IAME/Komet	17	13:00.920 24.166	44.843		0
31	0	820 Felix Maurer	DEU	DUTT MOTORSPORT by FENSTER.COM	LUX	NKA41244 IBLK867	Tony Kart/IAME/Komet	17	13:02.137 25.383	44.431		0
32	4	881 Jacob Trost	DEU	ADAC Hessen-Thüringen e.V. DUTT MOTORSPORT by FENSTER.COM	LUX	NKA41233 IDCK867	Tony Kart/IAME/Komet	17	13:02.258 25.504	44.898		0
33	1	898 Hawk Baylaan White	GBR	AT Motorsport	DEU	ITE40903 BIC38996	Exprit/IAME/Komet	17	13:02.500 25.746	44.550	+ 5 sec	0
34	-2	824 Noel Honguero	DEU	VDB Kart Racing	DEU	NKA39248 KBF10478	Tony Kart/IAME/Komet	17	13:02.611 25.857	45.114		0
35	-7	808 Eric Wess	DEU	Kartshop Ampfing	DEU	NKA38485 KBF25142	Drago Corse/IAME/Komet	17	13:11.397 34.643	44.775		0
36	-21	864 Marc Gerstenkorn	CHE	Kartshop Ampfing	DEU	ITF375 BIF25142	Drago Corse/IAME/Komet	15	11:20.507 2 Laps	44.378		0

#### Announcements

# 898,809,835 + 5 sec front fairing

# 830 + 5 sec push

Timekeeper  
M.Riehmers

Race Director  
H.Seidel

Page 1/1

These results are provisional until the conclusion of any judicial and technical matters!

Printed: 12.05.2024 / 18:31

